

Josephine County Fair 2018

A special section of the
Grants Pass **Daily Courier**



Entry Guide

THE OFFICIAL GUIDE ON HOW
TO ENTER YOUR PROJECTS
INTO THE FAIR.



Come to the Fair! August 15th-18th
Country Roots and Cowboy Boots



YOUR DREAM HOME



When you close your eyes and think of your dream home, what do you see? Is it a beautiful new deck where family & friends gather around the grill in the summer? Is it a newly remodeled kitchen with stylish new cabinets? Maybe it's something as simple as a new coat of bright paint your living room to make it feel more comfortable. Whatever your dream home looks like, the first step towards making it a reality starts at Diamond Home Improvement.

DHI DIAMOND HOME IMPROVEMENT

PROUDLY SERVING JOSEPHINE COUNTY FOR 17 YEARS

1881 NE 7th Street • Grants Pass, OR • PH: (541) 471-4300

2018 Schedule of Events

SUBJECT TO CHANGE

ADMISSION & PARKING INFO.

CARNIVAL WRISTBANDS:

Pre-sale from July 1-August 14th only

One Day Carnival Pass Wristband

\$25 (reg. \$30) Save \$5

(Does not include gate admission!)

FAIR SEASON PASSES:

Pre-sale from July 1 to August 14th only

Check with the office for sales locations.

\$30 Adult (\$40 value)

\$18 Youth 6-12 years (\$24 value)

GENERAL FAIR ADMISSION:

\$10 Adults; \$6 Youth (6-12);

Children under 5 FREE

\$8 Seniors 62+/Veterans (ID Required)

FAMILY DAY - THURSDAY ONLY:

\$6 Adults; \$3 Youth (6-12); 5 and under FREE

PARKING:

YMCA/FAIR PARKING: \$6

Handicapped Parking

behind Grandstands \$6

People movers are available to

and from the parking lot.

SHUTTLES WILL BE AVAILABLE!

4pm-11pm, Locations TBA

★ Tuesday, August 14

7am 4-H Horse Exhibitors Meeting (CA)

7-11am 4-H/FFA Mkt. Swine & Open Mkt.

Swine weigh-in followed by 4-H/FFA

Mkt. Sheep weigh-in (JLB)

9am-6:30pm Div. M & O entries accepted (AG)

Noon 4-H Horse Show - FUN GAMES

Noon-6:30pm Division L entries accepted (F)

1pm 4-H Horse Show - FUN GAMES

4-5pm 4-H/FFA Mkt. Meat Goat weigh-in

(JLB)

5-5:30pm 4-H/FFA Mkt. Beef weigh-in (JLB)

5-7pm 4-H Rabbit/Cavy check-in (PR)

6-8pm 4-H Poultry check-in (PR)

6pm 4-H Horse Show - Grand Entry (CA)

6-8pm 4-H Other Goat check-in (JLB)

6-8pm Open Sheep entries accepted (GB)

7:45pm 4-H Horse Show - Costume Class (CA)

★ Wednesday, August 15 ★

SOUTHERN OREGON SANITATION & A-1 COMMERCIAL CLEANING DAY

6am ALL 4-H Horse exhibits released

8:15am 4-H/FFA Livestock Exhibitors

Meeting (JLB)

9am 4-H/FFA Market Meat Goat Show

followed by FFA, then 4-H Meat Goat

Showmanship followed by 4-H, then FFA

Meat Goat Breeding Stock Show (JLB)

9am Open Mkt. Swine Show followed by 4-H/

FFA Swine Breeding Stock Show, then

4-H/FFA Mkt. Swine Show (SB)

9am 4-H Poultry Showmanship (PZ) then

Conformation Show (PR)

9am Open Rabbit Show (PR)

9-5pm 4-H Mini-Meal/Food Prep Contest (AC)

9:30am Open Wool Show (PAV)

9:30am 4-H Pack Goat Trail Contest then

4-H Goat Obstacle Course Contest (JLB)

10am Front Gate Opens

Home Arts Demonstrations All Day (PAV)

All Day Grounds Acts:

All-Alaskan Racing Pigs (L)

Pedal Pullers (L)

Matt Henry - Trained Human

(AllCare Fun Stage)

Jest in Time Circus (AllCare Fun Stage)

Annie the Clown and Cowboy Bob (BB)

11am-10pm Brad's World Reptiles

Interactive Educational Exhibits (FLO)

11am Butterscotch Block Opens

11am Open Sheep Show (GB)

Noon Paul Maurer Carnival Opens

Noon Cloverbud Stick Horse Contest (CA)

1pm 4-H Pack Goat Showmanship and

Conformation Show, then 4-H Goat Trail

Contest, then 4-H Goat Obstacle Course

Contest (JLB)

1pm 4-H Rabbit Conformation Show (PR)

1pm 4-H/FFA Wool Judging (FFA)

3pm Jackpot Steer Show (BB)

5-7pm Easy Listening by Mike Brons (P)

6pm 4-H/FFA Beef Breeding Stock Show then

4-H/FFA Mkt. Beef Show (BB)

6pm 4-H/FFA Market Sheep Show (JLB)

7pm 4-H Rabbit Showmanship (PZ)

7pm Butterscotch Block closes

7pm Billy Lund & Whiskey Weekend (G)

8pm - WATCH FOR ANNOUNCEMENT! (G)

11pm Carnival and Fair Close

★ Thursday, August 16 ★

ALLCARE HEALTH FAMILY DAY

Reduced entry for all

\$6 Adults (reg. \$10); \$3 Youth (6-12) (reg. \$6)

8:15am 4-H/FFA Livestock Exhibitors

Meeting (JLB)

9am 4-H/FFA Dairy Goat Showmanship,

then Conformation Show (L)

9am Division D Dairy Goat Show (GB)

9am Open Division H Poultry Show (PR)

9am-12:30pm 4-H Dog Showmanship then

Tricks & Costume Contests (L)

9am-5pm 4-H Mini-Meal/Food Prep Contest

(AC)

9:30am 4-H Cavy Showmanship (PZ) then

4-H Cavy Conformation Show (PR)

10am Front Gate Opens

Home Arts Demonstrations All Day (PAV)

All Day Grounds Acts:

All-Alaskan Racing Pigs (L)

Pedal Pullers (L)

Matt Henry - Trained Human

(AllCare Fun Stage)

Jest in Time Circus (AllCare Fun Stage)

Annie the Clown and Cowboy Bob (BB)

11am-10pm Brad's World Reptiles

Interactive Educational Exhibits (FLO)

11am Butterscotch Block Opens

10am Division B Open Beef Show (BB)

10am FFA then 4-H Swine Showmanship (SB)

11am 4-H Rabbit/Cavy Parent Showmanship

(PZ)

11am Butterscotch Block Opens

Noon Paul Maurer Carnival Opens

1pm 4-H/FFA Sheep Breeding Stock Show

(JLB)

2pm Open Division H PeeWee Poultry

Showmanship (PR)

4pm Open Swine Show followed by Open

PeeWee Swine Contest (SB)

5-7pm Easy Listening by Mike Brons (P)

5pm FFA then 4-H Sheep Showmanship

Show (JLB)

5:30pm FFA then 4-H Beef Showmanship (BB)

5:45pm Open Barrow Show Awards (SB)

7pm WGAS - Truck & Tractor Pulls (G)

9pm Gretchen Owens (Cow Creek Tribe MS)

11pm Carnival and Fair Closes

★ Friday, August 17 ★

FIRST COMMUNITY CREDIT UNION AND 4-H OSU DAY

8:15am 4-H/FFA Livestock Exhibitors

Meeting (JLB)

8:30am Once Upon A Horse - Open Horse

Show (CA)

9am Rogue Valley Dairy Goat Show (GB)

9am-Noon 4-H MiniMeal/Food Prep

Contest (AC)

9:30am 4-H/FFA Livestock Judging Contest

(JLB)

10am Front Gate Opens

Home Arts Demonstrations All Day (PAV)

All Day Grounds Acts:

All-Alaskan Racing Pigs (L)

Pedal Pullers (L)

Matt Henry - Trained Human

(AllCare Fun Stage)

Jest in Time Circus (AllCare Fun Stage)

Annie the Clown and Cowboy Bob (BB)

11am-10pm Brad's World Reptiles

Interactive Educational Exhibits (FLO)

11am Butterscotch Block Opens

10am 4-H Cloverbud Games (L)

11am Butterscotch Block Opens

11am Paul Maurer Carnival Opens

2:30pm 4-H Master Showmanship Contest

(BB) (JLB) (SB) (PZ) (L)

4:30pm FFA Champion Showmanship

Contest (JLB)

5-6pm 4-H Premium Vouchers available (AC)

5-7pm Easy Listening by Mike Brons (P)

6pm 4-H Dairy Goat Milking Contest (JLB)

6pm 4-H Rooster Crow Contest (PZ)

7pm WGAS - Truck and Tractor Pulls (G)

9pm Sound Stage Revue (Cow Creek

Tribe MS)

11pm Carnival and Fair Close

★ Saturday, August 18 ★

GRANTS PASS TOYOTA DAY

8:30am 4-H/FFA Junior Livestock Auction

Set-up (JLB)(L)

9-10am 4-H Premium Vouchers Available (AC)

10am Front Gate Opens

Home Arts Demonstrations All Day (PAV)

All Day Grounds Acts:

All-Alaskan Racing Pigs (L)

Pedal Pullers (L)

Matt Henry - Trained Human

(AllCare Fun Stage)

Jest in Time Circus (AllCare Fun Stage)

Annie the Clown and Cowboy Bob (BB)

11am-10pm Brad's World Reptiles

Interactive Educational Exhibits (FLO)

11am Butterscotch Block Opens

10am 4-H/FFA Jr. Livestock Auction (FFA

Bldg. & JLB & L)

10am-Noon 4-H/FFA Premium money given

out (G)

11am Butterscotch Block Opens

11am Paul Maurer Carnival Opens

4:30pm 4-H Fashion Revue, then 4-H Static

Exhibits Special Awards (AC)

5pm FFA Awards Presentations (JLB)

5-7pm Easy Listening by Mike Brons (P)

5:45pm Open Mkt. Swine Show Awards,

then 4-H Awards Presentations (JLB)

7pm - Howell Rodeo Presents Broncs, Bulls

and Barrels (CA)

9pm Countryfied (Cow Creek Tribe MS)

11pm Carnival and Fair Closes

★ Sunday, August 19

5-11am ALL 4-H/FFA Barns CLOSED

9am-2pm Please pick up all exhibits in all

buildings. Pick up ribbons in the Fair

Office. The Office will close at 2pm.

9:30-11:30am 4-H Static Exhibits released &

State Fair Exhibits accepted (AC)

Noon All 4-H/FFA Livestock Exhibits released

and Barns open for final clean-up

Media Disclaimer: The Josephine County Fair reserves the right to use any photo or video taken at any event w/o the expressed written permission of those included w/in the photo or video. JoCo Fair may use the photo or video in publications or other media. To ensure the privacy of an individual, images will not be identified using names or personal identifying information without written approval from the photographed subject, parent or legal guardian. Any person/organization not affiliated with JoCo Fair may not use, copy, alter or modify official JoCo Fair photos, graphics, video-graphy or other similar reproductions or recordings without the advance written consent of an authorized designee from JoCo Fair.

★ Saturday, August 4

8am 4-H Dog Obedience & Rally Show (L)

★ Friday, August 10

9-11am 4-H Fashion Revue Judging (AC)

9am-5pm All Open Non-Livestock Divisions,

except L, M & O, entries accepted in the

(PAV)

Noon-5pm 4-H Presentations Contest (AC)

★ Saturday, August 11

8am ALL 4-H Volunteers - Horse Project

Meeting (CA)

9am 4-H Horse Show - Western Gaming

(CA)

9am-5pm 4-H Presentations Contest (AC)

9am-5pm All Open Non-Livestock Divisions,

except L, M & O, entries accepted in the

(PAV)

6pm 4-H Horse Show - Western Riding and

Reining followed by Conformation and

Owner Trained (CA)

★ Sunday, August 12

8am 4-H Horse Judge's - Exhibitor and

Volunteer Meeting (CA)

9:30am 4-H Horse Show - Horse

Showmanship (CA)

Noon - 4:30pm 4-H Flower, Vegetable &

Static Exhibits check-in (AC)

1pm 4-H Horse Show - Western Equitation

(CA)

6pm 4-H Horse Show - Trail followed by

In-Hand Trail (CA)

★ Monday, August 13

7am 4-H Horse Exhibitors Meeting (CA)

9am 4-H Horse Show - Saddle Seat / Hunt

Seat Equitation (CA)

1:30pm 4-H Horse Show - Hunter Hack then

Equitation over Fences (CA)

5pm 4-H Horse Show - Dressage (CA)

5-10pm 4-H/FFA and Open Market Swine

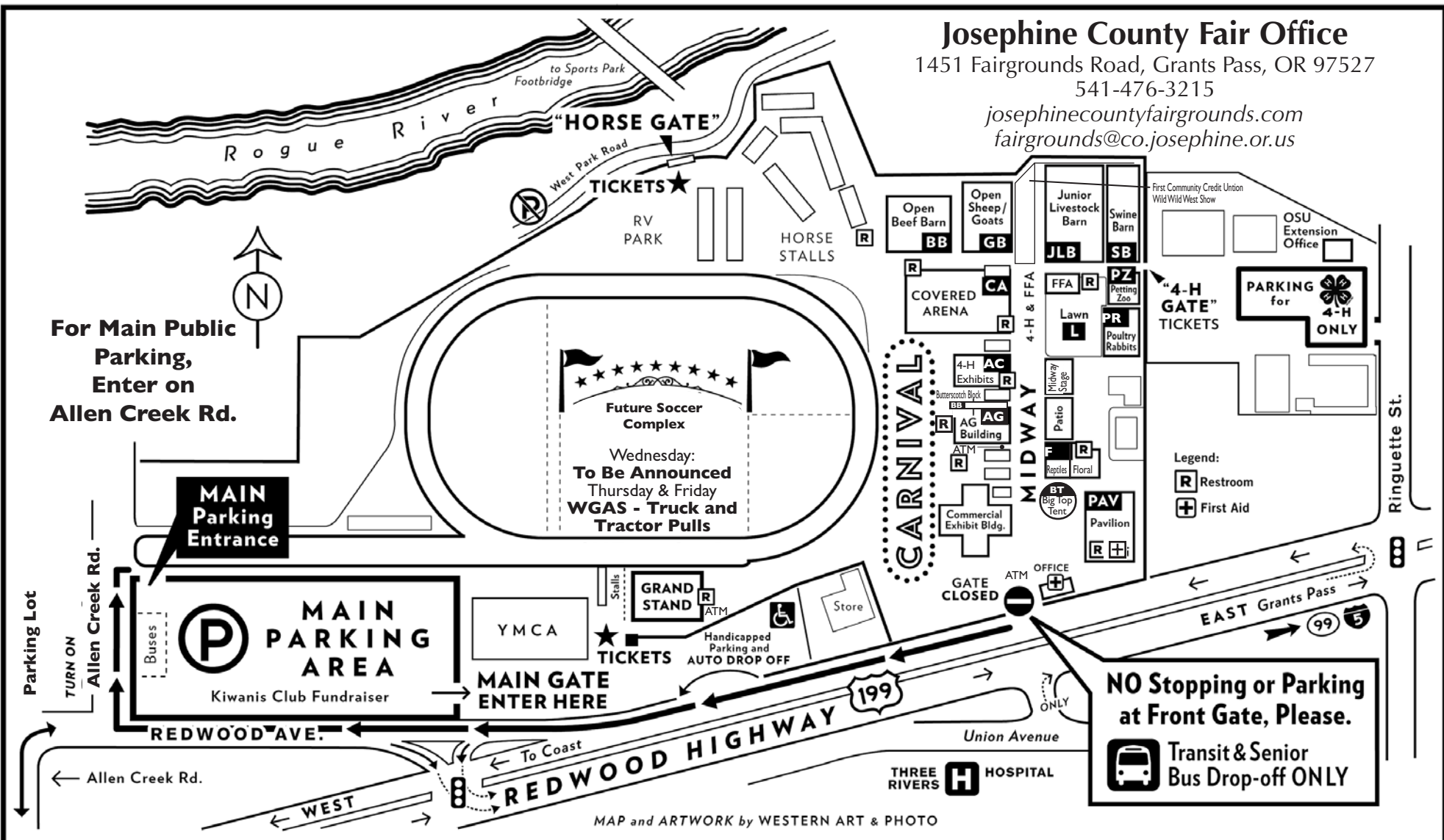
optional check-in (SB)

6-7pm 4-H Dairy Goat check-in for optional

Dairy Goat Milk Test (JLB)

Table of Contents

★ Schedule of Events.....	3	★ Future Farmers of America.....	22
★ Fairgrounds Map.....	4	★ Entry Forms.....	23-24
★ How To Enter Something		★ 4-H Entries	
General Rules & Regulations.....	5	General Rules.....	25-26
★ Open To The Public Divisions		Open Class/Contests.....	26-28
Livestock.....	6-9	Communications, Educational Displays.....	28-31
Grange Exhibits.....	9	Family and Consumer Science.....	31-36
Plants.....	10-14	Fashion Revue Contest.....	37
Wines.....	14	Food and Nutrition.....	37-40
Honey and Hive Products.....	14-15	Plants.....	40-43
Home Arts.....	15-17	Science, Engineering and Technology.....	43-45
Baked Goods.....	17-18	Shooting Sports.....	45-46
Food Preservation.....	18-19	Animal Science.....	46-53
Arts and Crafts.....	19-22	Junior Livestock Auction.....	53-54
Photography.....	22		



Let's All Go To The Fair! Aug. 15th-18th

Find the complete schedule of events in the Fair Program located in the Daily Courier on Sunday, August 12th.



The Fair Program will include schedules for

- Entertainment – Live music shows, dances, children's activities, demonstrations, truck and tractor pulls, and so much more!
- 4-H & FFA competitions, awards & auction.
- Armband and admission information.
- Bus route stops.



How Do I Enter Something In The Fair?

1. Open Division means "open to the public" - that's you!
 2. **Non-Livestock entries are free.**
 3. All Livestock entries have fees that are listed under their division headings. All Livestock fees must be paid in the Fairgrounds Office by 5pm, August 2 - **NO exceptions.**
 4. No livestock entries will be accepted after 5pm July 27th. **No exceptions.**
 5. Get an entry form, you will need at least 1 for each division entered. The entry forms are in the middle of this book, at the Fair office, and online at: josephinecountyfairgrounds.com and TheDailyCourier.com
- Some divisions require more than one entry form, check under the division heading.
6. Bring the completed entry forms to the Fair Office. We'll register your name and information and issue an exhibitor number. The same exhibitor

number will be on all of your entries in all divisions. Non-livestock exhibitors may get entry forms and fill them out at the appropriate buildings on the entry day of their division.

7. While in the Fair Office you may pick up exhibitor tags for each of your entries. These tags identify your entry for awards and return.

8. Bring your entry & entry form to the appropriate building on the right day.

A. **Non-livestock entries:** Each superintendent will make sure the paperwork is filled out correctly and accept your entry for presentation.

B. **Livestock entries:** Bring your animal to the correct barn. The superintendent will check to make sure all the paperwork is current and acceptable and that all fees are paid. A JoCo Fair vet will examine your animal sometime during the first day of entry and only after your animal passes the health exam will it be officially accepted for exhibit.

Other Entry Info.—

1. The placement/display of all exhibits is controlled by the division superintendent.
2. Management reserves the right to accept/reject any exhibit at any time.
3. Out of county exhibits are accepted on a space available basis.
4. A judge's decision is final. Awards

are given at the discretion of the exhibit judge.

5. No alcohol in any booth or exhibit except as specifically designated by management.
6. Livestock exhibitors: 1-5 animals = 1 pass; 6-10 animals = 2 passes; 11+ = 3 passes. Poultry exhibitors get 1 pass for \$25 in entry fees.

Open to the Public Livestock Divisions Rules & Regulations—

Rules and Regulations—

1. All animals must pass a health check by the Fair Veterinarian before being accepted for exhibit. Fees will not be refunded if an animal is dismissed by the vet. Such animals must be removed from the fairgrounds immediately.
2. All exhibitors must use official JoCo Fair entry forms. **All entries & fees must be processed in the Fairgrounds Office by 5pm on Fri., July 27. NO EXCEPTIONS.** Fees will not be refunded after July 22.
3. Animals must be in their stalls, correctly ticketed and ready for exhibit by the opening of Fair on Wed., August 15th.
4. No animal may be removed from the Fairgrounds before the designated day and time of its division, unless dismissed by the Fair Veterinarian.
5. No "For Sale" signs are allowed.
6. Breed and ownership papers will be examined and must be approved by the division superintendent before an animal is accepted for exhibit.
7. Every animal must be entered for exhibit in the owner's name. The owner's name & exhibitor number must be on the exhibitor tag or card.
8. Only persons holding animals will be allowed in a show ring during judging -

exceptions are the superintendent, judge and clerk.

9. Exhibitors must follow the judge requirements or their animals will be ruled out.
10. Awards are given on merit. Judges may, or may not, give an award in any class.
11. The decision of the judge is final.
12. All exhibits are under the control and direction of the Fair Manager and division superintendent.
13. Each exhibitor will be solely responsible for any loss, injury or damage done to, or caused by, any animal.
14. Fees for an examination and treatment of any animal at the Fair are the responsibility of the animal owner.
15. There must be more than one exhibit in a senior lot for a senior champion to be chosen. A senior champion must compete with a junior champion for a grand champion to be chosen. EXCEPTION: A judge may designate an animal as a grand champion if they feel the animal is of superior, champion quality.

PAYOUT—

For Open Class Steer, Swine, Sheep and Goats

- 1 entry per class- Exhibitor is given their entry fee back

List of Open To The Public Divisions—

Livestock

B = Beef Cattle; C = Sheep; CI = Wool; D = Dairy Goats; D1 = Rogue Valley Dairy Goat Show; D2 = Meat Goats; E = Rabbits; F = Swine; H = Poultry (Specific requirements and fees are under division headings.)

Non-Livestock

I = Grange Exhibits; L = Flowers; M = Horticulture & Agriculture; N = Wines; O = Honey & Hive Products; P = Home Arts; Q = Baked Goods; R = Food Preservation; S = Art; Sy = Youth Art; T = Hand Painted China; U = Hobby Craft; Uy = Youth Hobby Craft; Y = Rosemaling, Tole & Decorative Painting; W = Photography

Deadlines—

Livestock: Entries close on July 27th, 5pm. Exhibits are accepted in the appropriate barns before Fair – see division headings.

Non-Livestock:

Entries close and exhibits are accepted before Fair in the appropriate buildings. See division headings for times.

Josephine County Fair Office

P.O. Box 672, Grants Pass, OR 97528
541-476-3215

josephinecountyfairgrounds.com
fairgrounds@co.josephine.or.us



Safety Information—

Fire Department:

All matters of fire protection are under the direct supervision of the City Fire Marshall. The Josephine County Fair Board will take precautions to guard against fire but will not be responsible for any losses by fire or water.

Police and Security:

The Josephine County Fair Board will make reasonable efforts to provide security for all people, exhibits, animals and property, but can't be responsible for loss or damage by theft or fire, or assume any liability for accidents to persons or property.

Picking Up Exhibits—

Removal of an exhibit before the designated time forfeits all awards for that exhibit. 1.) **Livestock** is released at 11pm Saturday after fair. 2.) **Non-Livestock** entries may be picked up Sunday after fair 9am-2pm.

Ribbons—

Ribbons may be picked up at the Fair Office on Sunday 9am-2pm. The Fair Office is open the Monday after fair. It will be open Monday - Friday 9apm-5pm.

Health Requirements—

1. All animals must pass an examination by the Fair veterinarian before being accepted for exhibit. Any animal showing signs of disease or lice will be dismissed from the Fair.
2. Health papers and required certificates must arrive with livestock & be presented to the division superintendent when the animal is presented for entry. No animal may be accepted for entry without required papers.
3. Any animal developing signs of disease is to be removed from the Fairgrounds immediately upon vet recommendation.
4. Out-of-state livestock must comply with interstate requirements for health certificates, inoculations, tests and statements of general health and provide a valid CVI.
5. **Please see specific health requirements for each species of livestock under the division heading**

- 2 entries in the class- 1st place only will receive premium
- 3 entries in the class- 1st and 2nd place will receive premium
- 4 or more entries in a class 1st, 2nd and 3rd place will receive premium
- All other species and premium moneys will follow individual guidelines.

Care—

1. All animals housed at the Fair shall be maintained with clean water, food and bedding. Pathways and approaches must be kept clean and swept. Animal waste must be deposited in the designated areas.
2. All animals housed at the Fair must be kept thoroughly groomed, clean and in show condition.
3. Exhibitors must attend their animals during Fair and answer questions that the judges may deem essential.
4. Exhibitors must supply their own bedding.
5. All bedding must be removed from the stalls at the end of Fair and placed in the designated areas.
6. Livestock rigs may be parked in marked areas on the race track. **THERE IS NO INFIELD PARKING!**

No animals may be housed at the Josephine County Fairgrounds unless they are registered for showing. No exceptions.

OPEN TO THE PUBLIC DIVISIONS

LIVESTOCK OPEN DIVISIONS

DIVISION B: BEEF CATTLE

Supt. Chris Voltz, 541-660-3503

Rules:

1. Entries close July 27th.
2. Entry fees are \$10 per animal per lot, and must be paid by entry closing day. Pen requests must be written on the entry form. Fees and completed entry forms must be processed in the Fairgrounds Office by 5 p.m. on July 27th. **No late entries.**
3. Animals are accepted for exhibit from 6am Tuesday before Fair in the Open Beef Barn and must be checked in by 9am Wed. (see map). Animals are released from Fair after 11pm on Saturday.
4. All cattle will be inspected by the Fair veterinarian before being accepted for exhibit. All livestock must comply with the requirement for health certificates, inoculations, tests and general health. Any animal with any sign of abscess, swelling or inflammation or any other health concern will be dismissed from the Fair & must be taken home. Any animal developing such a condition during Fair must be removed immediately following the Fair veterinarian's recommendation. *All female cattle over 4 months must have the Bangs Vaccination. No Exceptions.*
5. All Open Livestock Rules apply (see p. 5).
6. All animals must be registered with the applicable breed association. Ownership

must be established in the heard registration. Papers must be presented to and approved by the barn superintendent before the animal is accepted for exhibit. Failure to comply with the rule will disqualify the animal. Bulls over 1 year must have nose control.

7. Animals must be clean and in the barn on display from 10am-9pm each day of Fair.

8. Exhibitors are limited to two (2) premium and/or ribbon awards in any one lot.

9. Premium money must be picked up on Saturday, 10am-12 Noon, under the grandstands. Money is not available at any other time. See your superintendent.

10. Trucks and trailer may be parked in the designated area for this year's Fair.

Classes

- | | |
|---------------|-------------------|
| 1: Simmenthal | 2: Aberdeen Angus |
| 3: Hereford | 4: Limousin |
| 5: Other | 6: Crossbred |
| 7: Shorthorn | |

PREMIUM LOTS:

See open livestock rules for payout (pg. 5)
1st = \$30 • 2nd = \$20 • 3rd = \$15

1. Heifer, Junior calf, calved 1/1-4/30/18
2. Heifer, Junior calf calved 9/1-12/31/17
3. Heifer, Summer Yearling, calved 5/1-8/30/17
4. Heifer, Jr. Yearling, calved 1/1-4/30/17
5. Heifer, Sr. Yearling, calved 9/30-12/31/16
6. Junior Cow & Calf, 1st calf heifer, calf born in 2018
7. Sr. Cow & Calf, calf must be born in 2018
8. Bull, junior calf, calved 1/1-4/30/18

9. Bull, senior calf, calved 9/1-12/31/17

10. Bull, Summer Yearling, calved 5/1-8/31/17

11. Bull, Junior Yearling, calved 1/1-4/30/17

12. Bull, Sr. Yearling, calved 9/1-12/31/17

13. Bull, Summer Senior Yearling, calved 5/1-8/31/17

14. Bull, 2 years old, calved 1/12-6/30/16

15. Produce of Dam, two (2) offspring

16. Get of Sire, four (4) animals from the above lots all by one sire, both sexes.

17. Junior Get of Sire, three (3) animals all by one sire, both sexes represented from summer yearling and calf lots

18. 3 Bulls owned by the same exhibitor

19. Two Bulls bred & owned by one exhibit

Ribbon Lots:

Female, Junior Champion

Female, Reserve Junior Champion

Female, Senior Champion

Female, Reserve Senior Champion

Female, Grand Champion

Female, Reserve Grand Champion

Bull, Junior Champion

Bull Reserve Junior Champion

Bull Senior Champion

Bull Reserve Senior Champion

Bull Grand Champion

Bull, Reserve Grand Champion

JUNIOR SHOWMANSHIP FUN SHOW

Class 1-PEE WEE-ages 8 yrs. & under (Award)

Class 2-JUNIOR: 9-12 years (Award)

Class 3-INTERMEDIATE: 13-16 yrs. (Award)

Class 4-SENIOR: 17-21 years (Award)

Animals shown must be entered in at least one of the above Open Classes- animal need not be owned by the exhibitor.

DIVISION C: SHEEP

Supt. Pete Tibbits, 541-218-5611

Division C Rules:

1. ENTRIES CLOSE 5pm July 27th
2. Entry fees are \$6 per animal per lot.
3. Animals are accepted for entry from Tuesday before Fair by 6pm.
4. All sheep will be inspected by the Fair veterinarian before being accepted for exhibit. All livestock must comply with the requirement for health certificates inoculations, tests and general health. Any animal with any sign of abscess, swelling or inflammation or any other health concern will be dismissed from the Fair and must be taken home. Any animal developing such a condition during Fair must be removed immediately following the Fair veterinarian's recommendation.
5. **Health Rules:**
 - a. All sheep must be accompanied by the owner's name & the name & recorded number of the sire & dam of the animal entered.
 - b. All sheep must have a Scrapie tag or an ID tag through a breed association that provides the same type of identification as the Scrapie Eradication Program.
 - c. All sheep coming from an area within 20 miles of a Bluetongue outbreak must have been vaccinated not less than 30 days, nor more than 18 months, prior to entry onto the Fairgrounds.
6. All yearling sheep must be closely shorn within the year they are exhibited.
7. All sheep exhibited in classes 1-7 must be recorded, or descended directly from a re-corded sire & dam. Failure to provide proper evidence of registry will disqualify

an animal.

8. Exhibitors will be required to give the date of the last shearing of all sheep exhibited. An affidavit must be supplied upon request of the superintendent.

9. Flocks consist of one male, one year or under; two females, one year old and two females under one year.

10. Breeder young flocks consist of one ram lamb and two ewe lambs.

11. Pens are two sheep, one year or under.

12. Get of Sire is three animals, one year or under, either sex; by the same sire.

13. Best Pair is two animals, one year or under, either sex; bred by one exhibitor.

14. All sheep shown in groups, with the exception of flock, must be bred and owned by the exhibitor and must be entered in individual classes as well as group classes.

15. Exhibitors may enter as many sheep as they wish in individual classes, but nobody will be awarded more than 2 (two) premiums or ribbons in any one lot (Lots 1-9)

16. Exhibitors are limited to one entry in group classes (Lots 10-15)

17. Even if there is only one exhibitor in any breed, champion ribbons may be awarded at the discretion of the judge.

JOSEPHINE COUNTY JACKPOT CLASSIC BONUS STEER SHOW/PROSPECT JACKPOT SHOW

Supt. Chris Voltz, 541-660-3503
3PM Wed., Aug. 15 • Fee: \$25 per entry

Rules:

1. Entries must be received or postmarked before 5pm on July 27th.
 2. Entry fees must accompany each entry
 3. \$5 late fee after July 27th. Entry from July 28th until August 10: \$30
 4. Steers must be halter broke
 5. Weigh-in is at 7:45pm Tues., before Fair, or after the 4H weigh-in for steers for Jackpot show.
 6. Steers/Prospect calves must be in the barn & entered by 6pm Tues., before Fair. Steers/Calves must stay through 11pm Sat.
 7. No particular steer need be entered. Entry fee covers any steer you bring.
 8. No auction will be held.
 9. Entries open to both adults and youth.
 10. All other Premium Book Rules apply.
 11. All animals will be stalled in the Open Beef Area. No entries will be allowed in the 4H barns.
 12. Prospect Jackpot- Calves must be born this year- Calves do not have to be weaned but no cows will be allowed in the show ring.
 13. Show entry forms are in the center of the Premium Book.
- Voltz Farms \$100 (Jackpot-Show)**
Pen 3 Farms Trophy sponsor,
So. Oregon Sanitation Buckle sponsor,
Jo. County Fair \$50 - Buckle & \$100 add in for Prospect Jackpot sponsored by TNT Ranch.
- Premium Schedule:
1 entry = 100%; 2 entries = 1st: 60%, 2nd: 40%;
3 entries = 1st: 50%, 2nd: 30%, 3rd: 20%;
4-9 entries = 1st: 40%, 2nd: 30%,
3rd: 20%, 4th: 10%;
10+ entries = 1st: 35%, 2nd: 20%,
3rd: 15%, 4th thru 6th: 10%



Cave Junction • Brookings
 Grants Pass • Medford

Supporting the youth of the
 Rogue Valley since 1975



wildriverbrewing.com
Fresh, Local & Distinctive

OPEN TO THE PUBLIC DIVISIONS

19. Premium money is distributed on Sat., 10am-Noon under the grandstands. No money will be given out at other times.

Classes:

1. Romney
2. Primitive Breed
3. Suffolk
4. Dorset
5. Colored Wool
6. Other Registered Wool Breeds
7. Other Registered Meat Breeds
8. Non-registered Wool Breeds
9. Non-registered Meat Breeds

**Superintendent may divide a class depending on the entries received.

PREMIUM LOTS:

Premiums: 1=\$12; 2=\$10, 3=\$8

See rules and regulations (pg 5.) for payout

1. Ram Yearling
2. Fall Ram Yearling, born 9/1 to 12/31 of the prior year
3. Spring Ram Lamb born 9/1 to 12/31 of the prior year
4. Pen Ram Lambs
5. Producing Ewe, yearling or older, raised a lamb in the last 12 months
6. Ewe Yearling
7. Fall Ewe Lamb, born 9/1 to 12/31 of the prior year
8. Spring Ewe Lamb, born 9/1 to 12/31 of the prior year
9. Pen Ewe Lambs
10. Breeder Young Flock
11. Flock
12. Get of Sire
13. Best Pair
14. Ewe & Produce, ewe of 1 offspring, any sex

RIBBON LOTS

- Ram Champion
- Ram Reserve Champion
- Ewe Champion
- Ewe Reserve Champion

CHAMPION YOUNG FLOCK: All 1st place young flocks from all participating breeds may show for Champion Young Flock. The Ray Warren Trophy, named for a patron of the JoCo Fair Sheep show, will be awarded.

DIVISION C-1: WOOL SHOW

Supt. Linda Barr, 541-471-1969

Division C1 Rules:

1. ENTRIES CLOSE AUG. 2.
2. Division C1 requires its own entry form.
3. Entries are accepted for exhibit on Saturday before the Fair, 10am-12 Noon, in the Pavilion Building.
4. Fleeces must be properly rolled and loosely tied with paper twine or in a clean plastic bag. Dirty or improperly presented fleece will not be accepted for exhibit.
5. Each fleece should be tagged with a filled out Exhibitor's Tag.
6. No exhibitor may receive more than 2 premium or ribbon awards in any one lot.
7. Pick up exhibit tags from the superintendent

Class I White Ram

- | | |
|---------------|----------------------|
| Lot 1- Fine | Lot 2- Medium |
| Lot 3- Course | Lot 4- Double Coated |

Class II White Ewe

- | | |
|---------------|----------------------|
| Lot 1- Fine | Lot 2- Medium |
| Lot 3- Course | Lot 4- Double Coated |

Class III Natural Colored Ram

- | | |
|---------------|----------------------|
| Lot 1- Fine | Lot 2- Medium |
| Lot 3- Course | Lot 4- Double Coated |

Class IV Colored Ewe

- | | |
|---------------|----------------------|
| Lot 1- Fine | Lot 2- Medium |
| Lot 3- Course | Lot 4- Double Coated |

1. Champion White Ram and Ewe

2. Reserve Champion White Ram and Ewe
3. Champion Colored Ram and Ewe
4. Reserve Champion Colored Ram & Ewe
5. Grand Champion (overall)

DIVISION D: DAIRY GOATS

Supt Tina Carpenter, 541-659-6599

Jo Co Fair ADGA Sanctioned Show
Show time: Th., 9am • Judge, Tessa Magiulli

Division D Rules:

1. The show will be Jr. & Sr. Doe Show sanctioned by American Dairy Goat Assoc. Their rules shall govern, provided they do not conflict with any rules and regulations of the Josephine County Fair Board.

2. Entry fee is \$8 per animal per lot & must be paid by entry closing day. Pen request must be written on the entry form. Fees and completed entry forms must be processed in the Fairground Office by 5pm July 27th. **No late entries.** Payment must be received with entry. Online entries are not official until payment is received by 5pm July 27th.

3. Animals are accepted for exhibit from 6am Tues. before Fair in the Goat Barn & must be in the barn by 9am Wed. (see map) Animals are released from Fair after 11pm on Sat.

4. **Health Rules** a. All goats must have a valid Scrapie tag or ID through a program that provides the same type of identification as the Scrapie Eradication Program.

b. All animals will be inspected by the Fair veterinarian before being accepted for exhibit. All livestock must comply with the requirement for health certificates inoculations, tests and general health. Any animal with any sign of abscess, swelling or inflammation or any other health concern will be dismissed from the Fair and must be taken home. Any animal developing such a condition during Fair must be removed immediately following the Fair veterinarian's recommendation.

5. All Open Division Livestock Rules apply.

6. All animals must be registered with the applicable breed association. Ownership must be established in the herd registration. Papers must be presented to and approved by the barn superintendent before the animal is accepted for exhibit. Failure to comply with this rule will disqualify the animal.

7. Animals must be clean & in the barn on display from 10am-9pm each day of Fair. All animals are to be identified for the public.

8. Entries may be limited by available pen space. We reserve the right to return entries after available pens are full.

9. All goat entered in group classes must also be shown in an individual class.

10. Be sure to check your entries for group classes prior to submission to the office.

11. No exhibitor may receive more than 2 premium or ribbon awards in any 1 lot.

12. Registration certificates must be shown to the superintendent and/or show secretary before an animal is accepted for exhibit.

13. Base date for an animal's age is the day of judging.

14. Exhibitors are responsible for the care, feeding and watering of their animals during the Fair. Failure to properly care for animals will result in dismissal from the Fair.

15. Show attire should be a clean shirt, knee-length or longer pants or skirt, closed-toe shoes.

16. Show order is subject to change. Check with the Dairy Goat superintendent daily.

17. Livestock rigs may park in the designated area for this year's Fair.

18. Premium money will be picked up by the division superintendent from 10am - noon on Sat. of Fair under the Grandstands.

JUNIOR DOE SHOW

Classes:

1. Recorded Grade 2018
2. Nigerian Dwarf 2019
3. Nubian 2020
4. Oberhasli 2021
5. Saanen 2022
6. AOP 2017

PREMIUM LOTS:

1st = \$14, 2nd = \$12, 3rd = \$10

1. Junior Doe Kid, 4-1 to 6-30
2. Intermediate Doe Kid, 3-1 to 3-31
3. Senior Doe Kid, 1-1 to 2-28
4. Dry Yearling
5. Junior get of sire, sire to be named, limited to two entries.
6. Best 3 junior does, bred by the exhibitor, limited to one (1) entry.

Ribbon Lots:

- Grand Champion
- Reserve Grand Champion
- Best Doe in Show

SENIOR DOE SHOW

Classes: Will show in the same order as Junior Doe Show

PREMIUM LOTS:

1st = \$14, 2nd = \$12, 3rd = \$10

See Rules and Regulations (pg5.) for payout information.

7. Does under 2 years
8. Does 2 years and under 3
9. Does 3 years and under 4
10. Does 4 years and under 5
11. Does 5 years and under 7
12. Does 7 and over
13. Champion Challenge; must have CH designation on registration.
14. Produce of Dam; 2 daughters of any age, bred by the exhibitor, limited to 2 entries.
15. Dam and Daughter; daughter of any age, bred by exhibitor, limited to 2 entries.
16. Get of Sire; Three does, at least one in milk, sire to be named, limited to 2 entries.
17. Best of 3 Senior Does; does in milk bred by exhibitor, limited to 1 entry of 3 goats.
18. Dairy Herd; three does in milk, limited to 1 entry.

RIBBON LOTS:

- Grand Champion
- Reserve Grand Champion
- Best Doe in Show
- Supreme Best 3 Does from Lot 17,
- Sponsored by Roc-N "J" Saanens

ADGA ONE DAY MILK TEST

Entry fees depend on the number of entries. No premium. Pre-milk out Monday 7pm, milk test Tuesday 7am & 7pm.

DIVISION D1: RVDGA SANCTIONED DAIRY GOAT SHOW

Supts. Christina Lindner, 541-826-3498 and Gail Swanson, 541-842-0858

Friday, 9am • Judge, Dan Laney

Sponsored by the

ROGUE VALLEY DAIRY GOAT ASSOC.

**SEND ENTRIES TO: Rogue Valley Dairy Goat Association; c/o Gail Swanson
PO Box 2269, White City, OR 97503**

Division D1 Rules:

1. The show will be Jr. & Sr. Doe Show sanctioned by the American Dairy Goat Association. Their rules shall govern, provided they do not conflict with any rules & regulations of the Jo. Co. Fair Board.

2. Entry fee is \$5 per doe. Payment must be received w/entry. Online entries are not official until pymt. is received by 5pm Aug. 2.

3. NO BUCKS

4. Goats not entered in the fair show will not be permitted in the barn.

5. Registration certificates must be shown to RVDGA superintendent and/or show secretary the first day of fair.

6. Stamped duplicate Applications of Registration from ADGA are acceptable 30 days from ADGA office date stamped on it.

7. No unrecorded grades will be accepted.

8. Base date for animals's age is the day of judging.

9. Substitution may be made at check in.

10. Order of show may be changed at the discretion of the judge.

11. Show whites are preferred for exhibitor.

12. Exhibitors have the responsibility to be at ringside and ready to show. Classes and lots will only be called twice.

13. All Senior Does will show first, then all Junior Does.

14. **Health Rules** a. All goats must have a valid Scrapie tag or ID through a program that provides the same type of identification as the Scrapie Eradication Program.

b. All animals will be inspected by the Fair veterinarian before being accepted for exhibit. All livestock must comply with the requirement for health certificates inoculations, tests and general health. Any animal with any sign of abscess, swelling or inflammation or any other health concern will be dismissed from the Fair and must be taken


Full Service Water Well Contractor

- Water Wells
- Environmental
- Construction
- Geothermal

www.clouserdrilling.com

Licensed • Bonded • Insured
CCB# 186335 • WWC/MWC #1835
Serving Southern Oregon since 1971

541-476-7795



OPEN TO THE PUBLIC DIVISIONS

home. Any animal developing such a condition during Fair must be removed immediately following the Fair veterinarian's recommendation.

SENIOR DOE SHOW

Order of showing will rotate every year.

Classes:

1. AOP 2017
2. Recorded Grade 2018
3. Nigerian Dwarf 2019
4. Nubian 2020
5. Oberhasli 2021
6. Saanen 2022

Lots:

1. Does under 2 years
2. Does 2 years and under 3
3. Does 3 years and under 4
4. Does 4 years and under 5
5. Does 5 years over

SENIOR GRAND CHAMPION

SENIOR RESERVE GRAND CHAMPION

6. Champion Challenge; must have CH designation on registration.

BEST SENIOR DOE IN SHOW

JUNIOR DOE SHOW

Order of showing will be the same as the senior doe show

Classes:

1. AOP 2017
2. Recorded Grade 2018
3. Nigerian Dwarf 2019
4. Nubian 2020
5. Oberhasli 2021
6. Saanen 2022

Lots:

7. Junior Doe Kid, 4-1 to 6-30
8. Intermediate Doe Kid, 3-3 to 3-31
9. Senior Doe Kid, 1-1 to 2-28 Does under 2 years never milked.

JUNIOR GRAND CHAMPION

JUNIOR RESERVE GRAND CHAMPION

BEST JUNIOR DOE IN SHOW

DIVISION D2: MEAT GOATS

Division D2 Rules:

1. Entries close July 27th.
2. Entry fees are \$8 per animal per lot and must be paid by entry closing day. Pen requests must be written on the entry form. Fees and completed entry forms must be processed in the Fairgrounds Office by 5pm July 27th. **No late entries.**
3. Animals are accepted for exhibit from 6am Tues. before Fair in the Goat Barn and must be checked in by 9am Wed. (see map.) Animals are released from Fair after 11pm on Sat.
4. **Health Rules** a. All goats must have a valid Scrapie tag or ID through a program that provides the same type of identification as the Scrapie Eradication Program.
b. All animals will be inspected by the Fair veterinarian before being accepted for exhibit. All livestock must comply with the requirement for health certificates inoculations, tests and general health. Any animal w/any sign of abscess, swelling or inflammation or any other health concern will be dismissed from the Fair and must be taken home. Any animal developing such a condition during Fair must be removed immediately following the Fair vet's recommendation.
5. All Open Division Livestock Rules apply.
6. Animals must be clean & in the barn on display from 10am-9pm each day of Fair. All animals are to be identified for the public.
7. Only bucks under two months, nursing on their mother who is entered in the Fair,

will be allowed in the Goat Barn.

8. Meat goats shown in Lots 10,11 & 12 shall not be shown in prior age classes. Weight for goats in lots 10,11 & 12 will be taken upon arrival at the Fairgrounds.

9. Entries may be limited by available pen space. We reserve the right to return entries after available pens are full.

10. All goats entered in group classes must also be shown in an individual class.

11. Be sure to check your entries for group classes prior to submission to the office. No late entries can be accepted.

12. No exhibitor may receive more than 2 premium or ribbon awards in any one lot.

13. Base date for an animal's age is the day of judging.

14. Exhibitors are responsible for the care, feeding & watering of their animals during the Fair. Failure to properly care for animals will result in dismissal from the Fair.

15. Each non-ADGA recognized goat breed that has met the criteria to have its own show must have its own show secretary and must coordinate with & receive approval from the Fair Manager & Dairy Goat superintendent.

16. Show attire should be a clean shirt, knee-length or longer pants or skirt and closed-toe shoes.

17. Show order is subject to change. Check with the Dairy Goat supt. daily.

18. Livestock rigs may park in the designated area on the track.

19. Premium money will be picked up by the division superintendent from 10am-Noon on Sat. of Fair under the Grandstands.

Classes:

Meat Breed- any breed of goat to be used for meat, i.e. Boer, Spanish, Kiko, Myotonic, Pygmies and others

PREMIUM LOTS:

1st = \$12 • 2nd = \$10 • 3rd = \$8

1. Doe Kid, 0 to 3 mos.
2. Doe Kid, 3 to 6 mos.
3. Doe Kid, 6 to 9 mos.
4. Doe Kid, 9 to 12 mos.
5. Doe Kid, 12 to 24 months, not kidded
6. Doe, 12 to 24 months, kidded
7. Doe, 2 yrs. to 3 yrs, kidded
8. Doe, 3 yrs to 4 yrs, kidded
9. Doe, 4 yrs and older, kidded
10. Meat Goat, light weight
11. Meat Goat, medium weight
12. Meat Goat, heavy weight
13. Produce of Dam; 2 offspring; from one dam, any age. Note the dam on the entry
14. Dam and Offspring, Doe & 1 offspring of any age.
15. Get of Sire; 3 offspring of one sire, any age. Note sire on entry.
16. Herd; 3 does owned by the same exhibitor

Ribbon Lots

JUNIOR CHAMPION- Classes 1- 5
RESERVE JR CHAMPION- Classes 6- 9
SENIOR CHAMPION- Classes 6- 9
RESERVE SR CHAMPION- Classes 6- 9
GRAND CHAMPION MEAT DOE
CHAMPION- MEAT GOAT Classes 10-12
Special Cash Award of \$50 presented to the Grand Champion Meat Doe by Tri-R Ranch.
Special Cash Award of \$50 presented to the Champion Meat Goat by Tri- R Ranch

DIVISION E: RABBITS

Supt. Aryles DeLoyola, 541-592-4865

The Open Show will be a 1 day show. Please contact superintendent for entries and regulations.

DIVISION F: SWINE

Supt. Denise Kyker, 541-664-7675

Division F Rules:

Show is Wednesday August 15th-9am

1. Entries close July 27th.
2. Entry fees are \$6 per animal per lot and must be paid by entry closing day. Pen requests must be written on the entry form. Fees and completed entry forms must be processed in the Fairgrounds Office by 5pm July 27th. **No late entries.**
3. All swine entries must be accompanied by the name of the owner; and name, recorded number and date of birth of each animal; and the names and numbers of the sire and dam of the animal.
4. Animals are accepted for exhibit from 6am Tues. before Fair in the Swine Barn and must be checked in by 9am Wednesday (see map). Animals are released from Fair after 11pm on Saturday.
5. All animals will be inspected by the Fair veterinarian before being accepted for exhibit. All livestock must comply with the requirement for health certificates inoculations, tests and general health. Any animal with any sign of abscess, swelling or inflammation or any other health concern will be dismissed from the Fair and must be taken home. Any animal developing such a condition during Fair must be removed immediately following the Fair veterinarian's recommendation.
6. All Open Division Livestock Rules apply. All swine must be vaccinated against erysipelas and leptospirosis according to vaccine manufacturer's recommendations.
7. Animals must be clean & in the barn on display from 10am-9pm each day of Fair. All animals are to be identified for the public.
8. All pigs shown in group lots must also be shown in individual lots.
9. Exhibitors are limited to two (2) premium and/or ribbon awards in any one lot.
10. Premium money must be picked up on Sat., 10am-Noon, under the Grandstands by the division superintendent Money is not

available at any other time. See your superintendent.

11. Trucks and trailers may be parked in designated area for this year's fair.

Classes:

1. Duroc
2. Hampshire
3. Yorkshire
4. Other Registered
5. Crossbred

PREMIUM LOTS:

1st = \$12 • 2nd = \$10 • 3rd = \$8

1. Boar, Jan.- farrowed during 1/2018
2. Boar, Feb.- farrowed during 2/2018
3. Boar, March- farrowed during 3/2018
4. Boar, April- farrowed during 4/2018
5. Gilt, Fall- farrowed between 6/1 - 12/31/17
6. Gilt, Jan.- Farrowed during Jan. 2018
7. Gilt, Feb.- farrowed 2/2018
8. Gilt, March- farrowed during 3/2018
9. Gilt, April- farrowed during 4/2018
10. Junior Get-of-Sire; four (4) animals. January pigs or younger by the same sire, all bred and owned by exhibitor.
11. Young Herd; One (1) Boar, Jan. pig or younger; and two (2) Sows, not over Fall pigs, all bred and owned by one exhibitor.
12. Best Pair; either sex, Jan. pigs or younger, bred and owned by exhibitor

Ribbon Lots:

Champion Boar
Reserve Champion Boar
Grand Champion Boar
Champion Sow
Reserve Champion Sow
Grand Champion Sow
Best Display

If a Lot is greater than 7, it will be split.

PEE-WEE SWINE SHOW

Thursday 4pm • JLB Show Ring

Youngsters ages 2 to 6 accompanied by a parent or authorized adult may show weanling pigs. Sign in with the division superintendent.

DIVISION H: POULTRY SHOW

Supt. Tracy Fall, 541-290-0727

Premium money will be picked up by the superintendent under the Grandstands from 10am-12 Noon.

Division H Rules

1. Entries close 5pm, July 27th.
2. Entry Fee: \$2 per bird per lot. Entry fees are non-refundable

2018 SO. OR. BARROW SHOW

Open market hogs need to be in their pens by 8am on Tuesday, August 14th.

Open market hogs will start weighing in with 4-H/FFA market hogs on Tuesday, August 14th at 7am

1. Entries limited to the first 45 pigs. Entries close August 1st. Fee is \$15 per head. No late entries. No exceptions. Checks made out to SOPP: Mail to superintendent.

Denise Kyker: PO Box 3791, Central Point, OR 97502 • 541-664-7675

1. Enclose 2 checks, one made out to Alpine Meats for \$65, & one made out to SOPP for \$15 which will be sent to the above address in 1 envelope with market show entry form.
 2. Exhibitors are responsible for all fees for hanging, cutting and wrapping. If the carcass is going to a different butcher it is the exhibitors responsibility to pick it up from Doug White and transport it. The exhibitor needs to call Doug at 541-660-6699 & set up their cutting instructions.
 3. Weight requirements are 230 - 290 lbs.
 4. Carcass will meet National Pork Producers guidelines.
 5. Awards will be presented at further notice.
 6. All moneys will be returned as prize money, with exception of \$65 butcher fee to Alpine, as well as fuel to get hog to kill facility.
 7. SOPP fee is non refundable, but \$65 butcher fee will be refunded if pig is scratched.
- Contact Denise Kyker at the number above if you are scratched. Be sure your pigs are washed and ready to go to the show ring **Wednesday morning at 9am.**

OPEN TO THE PUBLIC DIVISIONS

- Adult, 14 years & up; Youth, 6-13 years
Please write "adult" or "youth" on your entry form and exhibitor tags
- Complete all parts of the entry form and cage tag, especially your age and phone number.
- Birds are accepted for exhibit on Tues. before Fair from 6-9pm
- All birds will be entered according to Class and Lot numbers as stated in "Breeds and Classes" below.
- All birds must have a numbered leg band and have that number recorded on the entry form. Leg Bands may be found at
nationalband.com,
mcmurrayhatchery.com,
poultrysupplies.com,
foyspigeonssupplies.com
- All birds must be free from any sign of disease or lice. A clinical inspection will be given every bird at check-in, and must pass inspection to be accepted for exhibit.
- No bird shall be vaccinated with any live virus, including Newcastle virus, within 45 days prior to entry.
- All birds will be Pullorum Typhoid tested free of charge after judging, in accordance with Oregon Dept. of Agriculture.
- All birds will remain in coops unless showing.
- All birds will remain in their coops until checkout. Checkout will be at 10pm Sat. and from 9am-Noon on Sun. after Fair.
- All birds will be fed and watered by superintendents and helpers.
- An exhibitor is limited to 35 birds
- All birds are entered in the fair at the owner's risk.
- Superintendents have final decision
- All general rules and regulations apply.

PREMIUM CLASSES ARE 1- 14

1st = \$3 • 2nd = \$2 • 3 = \$1

BREEDS AND CLASSES

LARGE BREEDS

- American Class:** Plymouth Rocks, Dominiques, Wyandottes, Javas, Rhode Island Reds, Rhode Island Whites, Buckeyes, Chanteclers, Hollands and Delawares.
- Asiatic:** Cochins, Langshans, Brahmas
- English:** Dorkings, Red Caps, Cornish, Orpingtons, Sussex and Australorps
- Mediterranean:** Leghorns, Minorcas, Spanish, Andalusians, Anaconas, Sicilian Buttercups, Catalanas
- Continental:** Hamburgs, Campines, Lakenvelders, Polish, Hondans, Crevecoeurs, LaFleche, Faverolles, Welsummers and Barnevelders
- All Other Standard Breeds:** Modern Game, Old English Game, Sumatras, Malays, Cubalayas, Phoenix, Yokohamas, Aseels, Shamps, Sultans, Frizzles, Naked Necks, Araucanas, Ameraucanas

BANTAM BREEDS

- Modern Game Class:** Modern Game
- Game Class:** American Game and Old English Game
- Single Comb, Clean Legged (SCCI):** Anaconas, Andalusians, Australorps, Campines, Catalanas, Delawares, Dorkings, Dutch, Frizzles, Hollands, Japanese, Javas, Jersey Giants, Lakenvelders, Lamonas, Leghorns, Minorcas, Naked Necks, New

Hampshires, Orpingtons, Phoenix, Plymouth Rocks, Rhode Island Red, Spanish, Sussex

10. **Rosecomb Clean Legged (RCCI):** Anaconas, Antwerp Belgians (D'Anvers), Dominiques, Dorkings, Hamburgs, Leghorns, Minorcas, Red Caps, Rhode Island Reds, Rhode Island Whites, Rosecombs, Sebrights, Wyandottes

11. **All Other Comb Clean Legged (AOCL):** Ameraucanas, Araucanas, Buckeye, Chanteclers, Cornish, Crevecoeurs, Cubalayas, Houdans, La Fleche, Malays, Polish, Shamos, Sicilian Buttercups, Sumatras, Yokohamas

12. **Feather Legged (FLB):** Booted Brahmas, Cochins, Crevecoeurs, Cubalayas, Houdans, La Fleche, Malys, Polish, Shamos, Sicilian Buttercups, Sumatras, Yokohamas

13. **Waterfowl & Large Fowl:** Ducks, Geese, Turkeys, Guineas

14. **Pigeons:** All Breeds

Ribbons Only

15. **Commercial Class:** Sex Links, Cuckoo Maran, Red Star, Black Star, Cornish X, Etc.

16. **Pee Wee Showmanship:** Age 13 & under.

Lots

- Cock (1 year old or older)
- Hen (1 year or older)
- Cockerel (under 1 year)
- Pullet (under 1 year)
- Trio- Young: (1 cockerel, 2 pullets)
- Trio- Old (1 Cock, 2 hens)
- Old Drake (1 year and older)
- Old Duck (1 year or older, female)
- Young Drake (under 1 year)
- Young Duck (under 1 year, female)
- Old Gander (1 year or older)
- Old Goose (1 year or older)
- Young Gander (under 1 year)
- Young Goose (under 1 year)
- Old Tom Turkey (1 year or older)
- Old Hen Turkey (1 year or older)
- Young Tom Turkey (under 1 year)

OPEN PIGEON SHOW

- Open to all pigeons. Entrants must fill out open show form and pay entry fees.
- All general Fair & Div. H rules apply.

Lots

- Old Cock
- Old Hen
- Young Cock
- 4 Young Hen

Groups (as listed by the National Pigeon Assoc.)

- Form
 - Wattle
 - Croppers & Pouters
 - Color
 - Owls and Frills
 - Tumblers, Rollers and High Flyers
 - Trumpeters
 - Structure
 - Syrian
 - Doves
- Champion and Reserve of Show

POULTRY BREED ID CONTEST

- Open to all children, 19 yrs. & under
- Prizes for Novice, Junior, Intermediate and Senior
- Date & times posted in the Poultry Barn
- Results will be posted in the barn after the contest.

NON-LIVESTOCK OPEN DIVISIONS

DIVISION J: GRANGE EXHIBITS

Agriculture Building

Supt. Darlene Anderson, 541-597-4486

Division J Rules:

- Exhibit setup 9-7pm Mon. & Tues. before Fair. All exhibits must be ready for judging by 7pm Tues. before Fair. Exhibits may be removed from 9am-Noon Sun. after Fair.
- Each exhibit must emphasize at least one or more areas of Grange work: Agriculture, Community service or Legislative activities.
- Each display shall clearly display at least one (1) Grange emblem at least 6" tall.
- An exhibit shall have a clear theme. It is not mandatory, but suggested, to follow the current theme of the Fair.
- No alcohol products or scenes depicting the use of alcohol products will be allowed.
- No offensive material (example, manure, spoiled or unsightly produce) shall be used in an exhibit.
- No exhibit shall depict any idea or concept contrary to Grange beliefs, policy or principles.
- Each Grange will be given an 8'x8' space with the wall above. Tables may be used in your display. They may be 6' or 8' long. The Fairgrounds will provide 8' tables. These tables must be requested by the Pomona Grange before Fairgrounds set up, so be sure to let us know early. If using 6' tables, you must bring your own. Tables must be covered & have skirting to hide the legs.

9. Exhibits will be examined by one judge from each Grange, or a minimum of three independent persons available at 7pm Tues., before Fair. No place will scores be given at this time. Final scores will be tabulated by the Pomona Fair Committee Chairperson and one other person.

10. Exhibits must score a min. of 50 pts., given by booth examiners, to qualify for cash awards. The tabulated results for each Grange will be sent to the Grange secretary.

11. Exhibits will be examined for:

A. Visualization of Message: Does the exhibit have a special message for the viewer? Does the exhibit give the viewer a better understanding and appreciation for Grange activities? *40 points.*

B. Artistry & Neatness: Center of interest, balance, simplicity, color, effective use of materials and plant products. *30 points.*

C. Originality: Is the basic concept of the exhibit original? *30 points.*

12. Qualifying exhibits shall be awarded a cash premium. Ribbons will be awarded from First through Seventh place based on the tabulated scores.

13. **People's Choice Award:** ballots for the People's Choice award will be available to the public from 10am-8pm on the first day of Fair. There will be only one award. Voting will end at 8pm on the first day of Fair, and the winner will be announced.

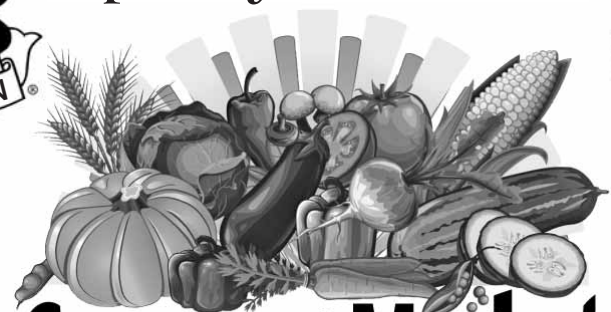
14. **General Awards:** \$50 & Ribbon, First through Seventh

15. **People's Choice Award, sponsored by Booth Insurance:** \$100 and Ribbon

16. **Superintendent's Award:** \$25 & Ribbon

We proudly support
the Josephine County Fair
and programs for our local kids.

Especially 4H and FFA.



Growers' Market

GRANTS PASS, OREGON

www.GrowersMarket.org

541-816-1144

OREGON TRAIL WELCOME

Visit the Growers' Market Summer home
Saturdays at 4th & F St.'s, Downtown Grants Pass.
And the Winter Market from November to March
at the Josephine County Fairgrounds.

OPEN TO THE PUBLIC DIVISIONS

DIVISION L: FLOWERS DESIGN AND HORTICULTURE

Floral Building

Coordinator Nancy Lester, 541-476-4334

Division L Rules:

1. Entries will be accepted on Tuesday before Fair from 12 noon-6:30pm.
2. All entries must have been grown by the exhibitor for at least 60 days. Arranger need not grow plant material for Floral Designs.
3. Container plant care will be provided by the superintendents.
4. Separate entry forms are required for each class.
5. Judging will take place on Wed. 7am-10am.
6. Competition is open to any amateur grower in Southern Oregon.
7. Exhibitors may enter more than one entry in a lot if the entries are different species, varieties, or colors as appropriate. Class supts. will make the final decision on valid entries.
8. Variety names should be furnished when possible and are required in any exhibit to be considered for the Best in Show award.
9. Containers for cut flowers will be supplied by the Fair. If you use your own container, mark the upper left corner of your entry tag with a red "X" and put your name on the container bottom.
10. All exhibits are under the supervision of the Flower Show Bldg. Coordinator and may not be moved or removed except by the class superintendents. Exhibits that deteriorate to less than show quality will be removed by the superintendents.
11. Exhibitors may replace spent flowers between 8am-9am on Fair days. Call Coordinator to arrange.
12. If there are 3 or more entries of a plant or flower type not listed in a lot, a new lot may be created for them on entry day by the superintendent. Eligible for ribbons only.
13. Exhibits and awards must be picked up between 9am-11am on Sun., Aug 19th. After 11am the entries will be moved. Check with the Fair Office for pickup location and time.

SPECIAL SPONSORED AWARDS:

- Awards are \$10 cash or gift certificate. Best of Show Adult Design is \$25 gift certificate.
1. Best Junior Cut Flower, Illinois Valley Garden Club (I.V.G.C.)
 2. Best Junior Potted Plant, I.V.G.C.
 3. Best Junior Dish Garden and Plant Collection, Mike Zerwer
 4. Best Sunflower, Farmer's Building and Feed Supply
 5. Best Annual Cut Flower, Grants Pass Garden Club (G.P.G.C.)
 6. Best Perennial Cut Flower, Zerwer Family
 7. Best Shrub or Vine Cut Flower, (G.P.G.C.)
 8. Best of Show Cut Flower, (G.P.G.C.)
 9. Best Dahlia, Redwood Nursery
 10. Best Gladiolus, Redwood Nursery
 11. Best Lily, Murphy Country Nursery
 12. Best of Show Dahlia, Gladiolus, or Other Bulb, (G.P.G.C.)
 13. Best Hybrid Tea or Grandiflora, Rogue Valley Rose Society
 14. Best Floribunda, H. L. Harvey Award

15. Best Old Garden or Shrub Rose, Farmer's Building and Feed Supply
16. Best Miniature/Miniflora, Mike Zerwer
17. Best of Show Rose, Rogue Valley Rose Society
18. Best Foliage Potted Plant, Redwood Nursery
19. Best Potted Plant in Bloom, Murphy Country Nursery
20. Best Dish Garden and Plant Collection, Mike Zerwer
21. Best of Show Potted Plant, Murphy Country Nursery
22. Best Cut Hosta, Nancy Lester
23. Best Cut Fern, I.V.G.C.
24. Best Cut Grass, Edith Martin
25. Best Any Other Perennial Cut Foliage, Murphy Country Nursery
26. Best of Show Perennial Cut Foliage, Murphy Country Nursery
27. Best Novice Design, Probst Flower Shop
28. Best Amateur Design, Probst Flower Shop
29. Best Miniature/Small Design, I.V.G.C.
30. Best of Show Adult Design, Umpqua Bank (\$25)
31. Best Junior Design, Murphy Country Nursery
32. Suzy Twist-Powell Award for Most Blue Ribbons Overall, Greg Powell

Umpqua Bank \$25 gift certificate for the Best of Show Amateur Design

HOW TO CHOOSE THE BEST FLOWERS FOR THE SHOW

Cut flowers early Tues. morning (entry day). Foliage is not allowed for most entries. See specific Lot number for directions. Most flowers should be cut as they are just about to open. Cut stems at an angle & plunge them immediately into very warm water. Leave the blooms in the warm water, & put the container in a cool place for at least 3 hrs. Bring the blooms to the Fair in water. For specific info., call a superintendent.

CLASS 1A AND 1B - JUNIOR CUT FLOWERS AND POTTED PLANTS

Supt. Nancy Alex, 541-592-4577

CLASS 1A - EXHIBITORS UNDER AGE 12

CLASS 1B - EXHIBITORS AGES 12-17

Cut Flowers

Lots:

- | | |
|--------------|--------------------------|
| 1. Cosmos | 2. Marigold |
| 3. Hydrangea | 4. Petunia |
| 5. Sunflower | 6. Zinnia |
| 7. Rose | 8. Pansy |
| 9. Any Bulb | 10. Any other cut flower |

Potted Plants

1. Any plant with foliage
2. Any plant with blossoms
3. Succulent
4. Cactus

Dish Gardens & Plant Collections- 3 or more plants in 1 container, alike or different.

1. Fairy Garden - A dish garden, maximum size 22 in. wide and long, or 22 in. diameter, by 12 in. deep. Must include at least 1 fairy, and may include other accessories, in scale with plants.
2. Mini Garden - A mini landscape in an open container, maximum size is 22 in. wide and long, or 22 in. diameter, by 12 in. deep. Accessories are permitted, in scale

with the plants. A 3x5 card explaining theme is permitted.

3. Terrarium - A mini landscape in a transparent container. All plant material must be inside the container. Accessories permitted.
4. Plant Collection - No accessories or figurines permitted.

CLASS 2 - CUT FLOWERS

Supts. Ann Depue, 541-592-6523 and Kathy Simmons, 541-592-6009

Cut Flowers - Annuals

Lots:

1. Amaranthus, one plume
2. Celosia, plumed or crested
3. Cosmos, any type
4. Marigold, dwarf, any color
5. Marigold, tall, any color
6. Pansy, 2 stems alike or assorted, foliage allowed
7. Petunia, single, any color
8. Petunia, double, any color
9. Sunflower, yellow or gold, under 18" tall
10. Sunflower, any other color, under 18" tall
11. Sunflower, "Teddy Bear" type, under 18" tall
12. Viola, 3 stems alike or assorted, foliage allowed
13. Zinnia, dwarf, any color
14. Zinnia, tall, any color
15. Any other annual flower not listed

Cut Flowers - Perennials

Lots:

1. Coreopsis
2. Dianthus
3. Echinacea (Cone Flower), single, any color
4. Echinacea (Cone Flower), any other type and color
5. Gaillardia
6. Geranium (Pelargonium), Martha Washington type, foliage allowed
7. Geranium (Pelargonium), any other type
8. Lavender, 3 stems
9. Penstemon
10. Phlox, 1 stem under 18"
11. Rudbeckia, single, any color
12. Rudbeckia, any other type and color
13. Statice
14. Verbena
15. Veronica (Speedwell)
16. Salvia
17. Any other perennial flower not listed

Cut Flowers - Shrubs and Vines

*The common butterfly bush, **Buddleia davidii**, all colors, has been declared an invasive species & may no longer be entered. Other **Buddleia** species are allowed.*

Lots:

1. Brugmansia (Datura) (Angels Trumpet)
2. Crepe Myrtle
3. Hibiscus, 1 stem under 18"
4. Hibiscus, "Rose of Sharon"
5. Hydrangea, 1 stem under 18"
6. Hydrangea, Lace Cap type, 1 stem under 18"
7. Hydrangea, Paniculata Cone, 30" stem max
8. Hydrangea, Paniculata Lacy Type, 30" stem max
9. Any other flowering shrub
10. Any other flowering vine

CLASS 3 - DAHLIAS, GLADIOLUS, AND OTHER BULBS

Supts. Susan Hanna, 541-471-8026 and Kathy Warner, 541-592-3029

Consultant E. Marple, 541-660-8881

Rules for Dahlias

1. Must have a pair of leaves attached. Must be grown disbudded except for Miniature size and smaller.
2. Name should be used if possible.

Lots:

Dahlia

1. Formal and Informal Decorative
2. Cactus
3. Pom-Pom and Ball
4. Collarette
5. Dwarf bedding Dahlias grown as annuals
6. Any Other Dahlias

Gladiolus

At least 5 florettes should be green and at least 4 should show color, for best scoring.

1. Gladiolus, single, any color
2. Gladiolus, bicolor, tricolor, or butterfly, any color

Lilies and Other Bulbs

1. Amaryllis belladonna (Naked Lady)
2. Canna, Lily-like flower
3. Oriental Lily (Stargazer, Casa Blanca, other)
4. Trumpet Lily, one stem 3 open flowers
5. Any other hybrid lily
6. Tuberous Begonia
7. Any other bulb

CLASS 4 - ROSES

Supt. Dave Erickson, 503-702-1726

NAMED ROSES: All entries must be named, one stem with one bloom and no side buds except where otherwise stated.

POINT SCORING SYSTEM

*Form (high center, circular) 25
Color (true to variety) 20
Substance (freshness) 15
Stem and Foliage (straight and healthy) 20
Balance and Proportion (stem displays bloom at best) 10
Size (true & variety) 10*

Lots:

Hybrid Tea and/or Grandiflora

1. White
2. Yellow, Yellow Blend
3. Apricot, Apricot Blend
4. Orange, Orange Blend, Orange Red
5. Pink, Pink Blend
6. Medium Red
7. Dark Red
8. Red Blend
9. Any other color
10. 3 stems, same or different variety

Floribunda

11. White, Yellow, or blends
12. Apricot, Oranges, or blends
13. Pink, Reds, or blends
14. Any other color
15. One spray, any color. Must have 2 or more open blooms. Side buds permitted.

Old Garden and Shrub

1 stem with 1 bloom, or 1 spray with at least 2 open blooms. Side buds permitted.

16. Old Garden Rose (Moss, Bourbon, Damask, and other)
17. Classic or Modern Shrub including David Austin

Miniature/Miniflora

Entry tag must identify miniature or miniflora.

OPEN TO THE PUBLIC DIVISIONS

- 18. White, Yellow, or blends
- 19. Apricot, Oranges, or blends
- 20. Pink, Reds, or blends
- 21. Any other color

Unidentified Roses

Name not known; 1 stem with 1 bloom or one spray with at least 2 open blooms, side buds permitted. These entries will not be eligible for the Best of Show award.

- 22. White
- 23. Yellow or Yellow blends
- 24. Pink or Pink blends
- 25. Red or Red blends
- 26. Oranges or orange blends
- 27. Any other color
- 28. Miniature/Miniflora, any color

CLASS 5 – POTTED PLANTS

Supts. Edith Martin, 541-592-2941 and Darlene Milner

Rules

- a. Pots must be clean.
- b. Plants must be clean & free of bugs. Plants with bugs cannot be accepted for entry.

Lots:

- 1. African Violet, any type
- 2. Begonia, tuberous
- 3. Begonia, any other
- 4. Bonsai
- 5. Bromeliad
- 6. Cactus, Christmas (Schlumbergera)
- 7. Cactus, any other type
- 8. Calla Lily
- 9. Chinese Evergreen
- 10. Coleus, any type
- 11. Croton
- 12. Diffenbachia
- 13. Dracaena
- 14. Fern, Asparagus
- 15. Fern, any other type
- 16. Fuschia, in bloom, any type
- 17. Geranium, in bloom, Martha Washington type
- 18. Geranium, in bloom, any other type
- 19. Hosta
- 20. Hoya (Wax Plant)
- 21. Ivy, any type
- 22. Jade Plant
- 23. Maranta (Prayer Plant)
- 24. Oxalis, blooming
- 25. Peace Lily
- 26. Peperomia
- 27. Philodendron
- 28. Sanservia (Snake Plant, Mother-in-law Tongue)
- 29. Spider Plant
- 30. Succulent, hens/chickens
- 31. Succulent, any other type
- 32. Tradescantia (Wandering Jew)
- 33. Any foliage plant not listed
- 34. Any plant in bloom not listed

Dish Gardens and Plant Collections– 3 or more plants in 1 container, alike or different.

- 1. Fairy Garden – A dish garden, maximum size 22 in. wide 22 in. long, or 22 in. diameter, by 12 in. deep. Must include at least 1 fairy, and may include other accessories, in scale with plants.
- 2. Mini Garden – A mini landscape in an open container, maximum size is 22 in. wide and long, or 22 in. diameter, by 12 in. deep. Accessories are permitted, in scale with the plants. A 3x5 card explaining theme is permitted.

- 3. Terrarium – A mini landscape in a transparent container. All plant material must be inside the container. Accessories permitted.
- 4. Plant Collection – No accessories or figurines permitted.

CLASS 6 – PERENNIAL CUT FOLIAGE

Supt. Dee Qualls, 541-287-2111

Hostas

- a. No Blooms
- b. Variegated – 2 or more colors on a leaf

Lots:

- 1. Hosta, small leaves (up to 5”L), one color
 - 2. Hosta, small leaves (up to 5”L), variegated
 - 3. Hosta, medium leaves (over 5” to 9” long), one color
 - 4. Hosta, medium leaves (over 5” to 9” long), variegated
 - 5. Hosta, giant or large leaves (over 9” long), one color
 - 6. Hosta, giant or large leaves (over 9” long), variegated
- ## Ferns – one frond
- 7. Asplenium (mother, birds nest, etc.)
 - 8. Athyrium (lady, Japanese painted, etc.)
 - 9. Dryopteris (wood fern)
 - 10. Holly Fern (any type)
 - 11. Maidenhair (any type)
 - 12. Matteuccia (ostrich fern)
 - 13. Osmunda (cinnamon or royal fern)
 - 14. Pteris (table fern)
 - 15. Sword, Boston
 - 16. Woodwardia (giant chain fern)
 - 17. Any other fern

Grasses

- a. May include stems with flowers or seeds
- b. Three blades or stems
- c. If grass is over 30” long, exhibitor must provide their own stable, weighted container.

- 18. Carex (sedges)
- 19. Chasmanthium (sea oats, bamboo grass)
- 20. Festuca, ornamental
- 21. Liriope & Ophiopogon (lilyturf, mondo)
- 22. Miscanthus (maiden, silver, zebra, etc.)
- 23. Pennisetum (fountain grasses)
- 24. Phalaris (ribbon grass)
- 25. Any other grasses

Other Perennials

- 26. Any other cut perennial foliage (not to include foliage from trees or shrubs)

CLASSES 7 AND 8 - FLORAL DESIGN

The Design Theme is “Movie Time”

Design Supt. Mike Zerwer, 541-955-5076

Design Consultant

Gena Goddard, 541-482-5341

General Rules:

- 1. All general rules and regulations apply.
- 2. Arranger need not grow plant material for designs. All designs must contain some plant material.
- 3. No artificial flowers, foliage, fruits, or vegetables are permitted.
- 4. National flags, religious symbols, feathers of migratory birds, natural nests, and live animals are not permitted.
- 5. Fresh flowers in show condition are to be used in all designs unless schedule specifies otherwise.
- 6. Fresh plant material may never be treated. Dried materials may be colored or otherwise treated.
- 7. Accessories are permitted.

- 8. Unless otherwise specified, exhibitors may choose materials and designs.

- 9. Dried line material may be used with fresh flowers, unless lot specifies “all fresh”.

- 10. Backgrounds are not allowed unless specified.

- 11. Designers are encouraged to condition the plant material well, and to choose materials that will have good longevity for the four (4) days of the show.

- 12. There is no height limitation. Width limit is 24”. Designs are placed on 30” deep tables covered with white plastic and shown against white walls.

- 13. HWD means “Height, Width, and Depth” for Petite Designs.

- 14. For Petite Designs, SCALE will be emphasized.

SCALE OF JUDGING POINTS FOR ALL DESIGNS

Conformance to schedule 20 points

Design - elements and principle 42 points

Distinction - Markedly superior in all respects 16 points

Artistic Concept - Selection and organization 12 points

Expression - Interpretation of lot by exhibitor 10 points

Total 100 points

1 Blue ribbon per lot number, 90 points or above, 1st place

1 Red ribbon per lot number, 85-89 points, 2nd place

1 Yellow ribbon per lot number, 80-84 points, 3rd place

1 or more White ribbons per lot number, 75-79 points, Honorable Mention

CLASS 7 - DESIGN FOR ADULTS

For assistance call Design Consultant or Design Superintendent

Novice Lots: (Anyone who has won 5 or less Blue Ribbons. Novices may compete in Amateur Lots.)

- 1. LADY BIRD - Choice of Design using one bloom, other foliage allowed.

- 2. AMERICAN BEAUTY - Traditional Line or Line Mass Design. Choice of plant material.

- 3. CANNERY ROW - Choice of Traditional, Creative or Oriental Manner Design using a food can for the container. The can may be painted or altered. Choice of fresh plant material (see rule 9).

- 4. MEMOIRS OF A GEISHA - Oriental Manner Design using a tall container. Choice of plant material.

- 5. THE SHAPE OF WATER - Underwater Design with some or all of the plant material submerged under water. Dominant focus of the design must be under the

water. Choice of plant material.

Amateur Lots: (Anyone who has won 6 or more Blue Ribbons. Novices may also enter in these lots).

- 1. STEEL MAGNOLIAS - Traditional line or line mass, choice of plant material.

- 2. ROMEO AND JULIET - Traditional Mass Design using fresh plant material (see rule 9).

- 3. FLOWER DRUM SONG - Oriental Manner Design using a low container with a visible water area. Choice of plant material.

- 4. TEQUILA SUNRISE - Choice of Creative Design using fresh and/or dried plant material. Creative Designs may include man-made and non-plant materials (see rule 3).

- 5. CATCH ME IF YOU CAN - Choice of Traditional or Creative Design, using a food can for the container. The can may be painted or altered. Choice of fresh plant material (see rule 9).

- 6. 20,000 LEAGUES UNDER THE SEA - Underwater Design with some or all the plant material submerged under water. Dominant focus of the design must be under the water. Choice of plant material.

- 7. THE BORROWERS - Still Life Design, choice of plant material. A Creative Design using a grouping of objects and some plant material that interprets the theme. Objects must be true to function and realistic in size, form, and color. Objects must be dominant and more important than the plant material. The use of a frame and/or supporting structure is allowed.

- 8. NIAGARA FALLS - Cascade Design, Creative Design with an emphasis on a downward rhythmic movement. Downward lines may be curved, straight, zig zag, interrupted or a combination. Design is supported by the container or other device.

PETITE DESIGN FOR ADULTS (SEE RULES 13 AND 14)

Novice Lots:

- 1. ALICE IN WONDERLAND - Choice of Petite Design using fresh and/or dried plant material, not to exceed 5” HWD.

- 2. THE SECRET GARDEN - Creative Petite Design using all fresh plant material. Creative Designs may include man-made and non-plant materials. (See rule 3). Not to exceed 12” HWD.

Amateur Lots:

- 1. CINDERELLA - Creative Petite Design using fresh and/or dried plant material, not to exceed 5” HWD.

- 2. GONE WITH THE WIND - Choice of Petite Design, choice of plant material, not to exceed 5” HWD.

WE ARE PROUD TO SUPPORT THE JOSEPHINE COUNTY FAIR!

KEEP IT CLEAN WITH:

A-1 Commercial Cleaning Services

We Do Residential!

541-474-0403

Licensed • Bonded • Insured



4. SINGING IN THE RAIN - Choice of Petite Design, choice of plant material, not to exceed 12" HWD.

CLASS 8 -

DESIGN FOR JUNIORS UNDER AGE 18

Exhibitors under age 12 can compete in ALL class 8 lots.

For help call Design consultant or Design superintendent.

Lots:

Exhibitors age 11 and under:

1. PIRATES - Design with water showing. **No live fish.** Choice of plant material.
2. CARS - Choice of design using a food can for the container. The can may be painted or altered. Choice of plant material.
3. FAIRYLAND - Choice of Petite Design, choice of plant material. Not to exceed 8" HWD (see rule 13). Figurines allowed.

Exhibitors age 12-17:

1. NEMO - Underwater Design with some or all of the plant material submerged under water. Dominant focus of the design must be under the water. **No live fish.** Choice of plant material.
2. SUPER HEROES - Choice of design using a food can for the container. The can may be painted or altered. Choice of plant material.
3. FAIRY TALE - Choice of Petite Design, choice of plant material. Not to exceed 12" HWD (see rule 13). Figurines are allowed.

OPEN TO THE PUBLIC DIVISIONS

DIVISION M: HORTICULTURE

Agriculture Building

Supt. Charlie Newsom, 541-472-8717

Rules:

1. All general rules and regulations apply.
2. Entries will be accepted in the Agriculture Building on Tuesday before the Fair from 12 Noon to 6:30 PM.
3. A separate entry form is required for each class entered.
4. Exhibitors who want to reclaim their produce should mark an "X" on the back of their entry tag.
5. Entries will be released from 9 AM-Noon, the Sunday after Fair. Unclaimed entries remaining after Noon will be donated.
6. All Exhibits must have been planted, tended and harvested by the Exhibitor.
7. Exhibitors may submit only one entry in each lot.
8. Exhibitors must be 8 years old to receive cash awards. Exhibitors below that age will receive a special award ribbon to acknowledge their interest and hard work.

Awards:

1. Each blue ribbon will be awarded \$5; red ribbon \$2; white ribbon \$1.
2. There will be NINE Best in Class awards, each with a special ribbon and a \$25 award.
3. Market Basket Awards include: blue ribbon \$15; red ribbon \$7; white ribbon \$5.
4. There will be ONE Best in Show award with a special ribbon and a \$100 award.

EXHIBIT INFO. VEGETABLES & FRUITS:

1. All must be strictly in proper degree of development suitable for marketing. Good condition is another important value. These two points constitute the main basis on which entries are judged.
2. When more than one specimen is required in an entry, uniformity is important.
3. List the variety of each entry.
4. Beans must be tender and snap readily.
5. Rooted crops should be of medium size.
6. Sweet corn should be ready for eating.
7. No "ripe" cucumbers are acceptable in the slicing classes.
8. Summer squash must be mature, of medium size with a tender rind.
9. Winter squash should be immature, of medium to large size with a hard rind.
10. Onions should be mature.
11. Tomatoes should be fully ripe but firm.
12. Remove stems from peaches, berries, tomatoes (except Heirloom) & all melon types.
13. To be eligible for awards in the "any other variety" category, fruit exhibits must be labeled as to variety.
14. Refer to OSU Extension Circular, 4-H 2334 for individual vegetable requirements and preparation.
15. Display trays will be furnished for vegetables and fruits.
16. Fruit should be as mature and as nearly developed as possible.
17. Berries should be displayed in pint baskets and as full as possible. Baskets will not be provided.
18. Variety names should be on the back of entry tags.
19. The judge has final say as to ribbons and awards.

CLASS 1, 1A, AND 1B-VEGETABLES

CLASS 1 = EXHIBITORS 15 YRS. & OLDER

CLASS 1A=EXHIBITORS 8-14 YEARS

CLASS 1B =UNDER 8 YEARS

Lots


1. Beans, green snap, 5 pods
2. Beans, yellow, 5 pods
3. Beans, Oregon Giant, 5 pods
4. Beans, horticultural or brightly colored, 5 pods
5. Beans, dried, any variety, pint glass (container not provided)
6. Beets, round type, 5 specimens, 1-3 inch tops
7. Cabbage, white, 1 specimen
8. Cabbage, red, 1 specimen
9. Carrots, long type, 5 specimens, 1-3" tops
10. Carrots, short type, 5 specimens, 1-3" tops
11. Corn, sweet, 2 ears, trim silk to 1" to expose half the ear
12. Corn, Indian, 2 ears, peel back all husks, expose all corn
13. Cucumber, lemon, 2 specimens
14. Cucumber, slicing, 2 specimens
15. Cucumber, burpless, hybrid. 2 specimens
16. Cucumber, pickling, 5 specimens 4" and under
17. Cucumber, Armenian, 1 specimen
18. Dill, 5 seed heads with stems

19. Eggplant, oval type, 1 specimen
20. Eggplant, elongated type, 1 specimen
21. Garlic, elephant, 1 specimen
22. Garlic, regular bulbs, 2 specimens
23. Grains
24. Gourd, ornamental variety, 1 specimen Large
25. Gourd, ornamental variety, 2 specimens Small
26. Herbs, any 3 varieties in water (container not provided)
27. Melon, honeydew, 1 specimen
28. Melon, muskmelon or cantaloupe, 1 specimen
29. Melon, other varieties, 1 specimen
30. Onions, bulb, red, 3 specimens
31. Onions, bulb, yellow, 3 specimens
32. Onions, bulb, white, 3 specimens
33. Onions, green, 5 specimens (1 bunch)
34. Okra, 5 specimens
35. Parsley, 5 specimens in water (container not provided)
36. Pepper, Bell, 2 specimens, green
37. Pepper, Bell, 2 specimens, other than green
38. Pepper, Jalapeno, sweet, 5 specimens
39. Pepper, Sweet Banana, 5 specimens
40. Pepper, other varieties, sweet, 5 specimens (specify variety on entry form and hang tag)
41. Pepper, Anaheim, hot, 5 specimens
42. Pepper, Hungarian wax, hot, 5 specimens
43. Pepper, Jalapeno, hot, 5 specimens
44. Pepper, red, hot, 5 specimens (specify variety on entry form and hang tag)
45. Pepper, other varieties, hot, 5 specimens
46. Pepper, best pot (still growing)
47. Potatoes, long type, white, 5 specimens
48. Potatoes, round type, white, 5 specimens
49. Potatoes, round type, red, 5 specimens
50. Potatoes, other varieties, 5 specimens
51. Pumpkin, pie type, 1 specimen
52. Pumpkin, small type (other than pie), 1 specimen
53. Rhubarb, 5 stalks
54. Shallots, 5 specimens
55. Squash, scallop or white type, 2 specimens
56. Squash, yellow crookneck, 2 specimens
57. Squash, yellow straight neck, 2 specimens
58. Squash, Zucchini and Zucchini hybrids, green, 8" and under, 2 specimens
59. Squash, Zucchini and Zucchini hybrids, yellow, 8" and under, 2 specimens
60. Squash, Buttercup, 1 specimen
61. Squash, Table Queen (acorn type), 1 specimen
62. Squash, Butternut, 1 specimen
63. Squash, Delicata, 1 specimen
64. Squash, Hubbard, any variety, 1 specimen
65. Squash, banana type, 1 specimen
66. Squash, other variety, 1 specimen
67. Tomatillos, 5 specimens
68. Tomatoes, red, large slicing type, over 5", remove stems, 3 specimens
69. Tomatoes, red, small slicing type, under 5", remove stems, 3 specimens

Making Your House a More Comfortable Home...

THE WISEWAY PELLET STOVE

- Non Electric
- Gravity-Fed
- Quiet
- Low Maintenance
- Close Clearance
- EPA approved
- UL Listed
- Mobile Approved
- Heats up to 2000 sq. ft.
- Up to 31 hr burn



SEE IT RUNNING AT SMOKEY'S

Also

We Sell and Install Ductless Heat Pumps

(mini-splits)



SPECIAL OFFER COUPON

\$100 OFF Any minisplit, wood, gas or pellet stove! (cannot be combined with other discounts, valid until June 30th 2018)

SMOKEY'S Stoves & Chimney Service

Lic. #20910

40 YEARS IN THE VALLEY!

WOOD • GAS • PELLET • FIREPLACE

926 SW 6th Street, 541-476-2174

CHIMNEY SWEEP • STOVE & DRYER VENT SERVICE
WHOLE HOUSE DUCT CLEANING

9-5 MON-FRI • 10-4 SAT • CLOSED SUN

www.smokeysstoves.com



10% OFF

Any Cleaning Service!

Chimney Cleaning, Duct Cleaning, and Dryer Vent Cleaning.

(cannot be combined with other discounts, valid until June 30th 2018)



“Country Roots and Cowboy Boots”

Gates Open at 10am

2018 Josephine County Fair ★ August 15 - 18

Wed., Aug. 15th ★ Southern Oregon Sanitation and A-1 Commercial Cleaning Day

5-7PM Patio.....Easy Listening by Mike Brons
 7PM Grandstands.....Billy Lund & Whiskey Weekend
 8PM Grandstands.....WATCH FOR ANNOUNCEMENT!

Thurs., Aug. 16th ★ Allcare Health Family Day

5-7PM Patio.....Easy Listening by Mike Brons
 7PM Grandstands.....WGAS - Truck & Tractor Pulls
 9PM Cow Creek Tribe MS.....Gretchen Owens

Fri., Aug. 17th ★ First Community Credit Union and 4-H OSU Day

5-7PM Patio.....Easy Listening by Mike Brons
 7PM Grandstands.....WGAS - Truck & Tractor Pulls
 9PM Cow Creek Tribe MS.....Sound Stage Revue

Saturday, August 18th ★ Grants Pass Toyota Day

5-7PM Patio.....Easy Listening by Mike Brons
 7PM Arena.....Howell Rodeo: Bronc's, Bulls & Barrels
 9PM Cow Creek Tribe MS.....Countryfied



Let's Go Places

All Day Grounds Acts:
 All-Alaskan Racing Pigs & Pedal Pullers,
 Matt Henry - Trained Human,
 Jest in Time Circus,
 Brads World Reptiles, and
 Annie the Clown & Cowboy Bob

OPEN TO THE PUBLIC DIVISIONS

- 70. Tomatoes, cherry, red variety, remove stems, 5 specimens
- 71. Tomatoes, cherry, other than red, remove stems, 5 specimens
- 72. Tomatoes, green, slicing type, remove stems, 3 specimens
- 73. Tomatoes, novelty type (incl. yellow pear, yellow plum), remove stems, 5 specimens
- 74. Tomatoes, paste, remove stems, 5 specimens
- 75. Tomatoes, heirloom variety, stems attached, 2 specimens
- 76. Watermelon, large type, 1 specimen
- 77. Watermelon, small type, 1 specimen
- 78. Vegetable oddity (shape, size etc.)
- 79. Other than listed

CLASS 2, 2A AND 2B- FRUIT

CLASS 2 = EXHIBITORS 15 YRS. & OLDER
 CLASS 2A = EXHIBITORS 8-14 YEARS
 CLASS 2 B = EXHIBITORS UNDER 8 YRS.

- Lots**
- 1. Apples, early, any variety, 5 specimens
 - 2. Apples, winter, any variety, 5 specimens
 - 3. Blackberries, any variety, 1 pint. (Berry basket not provided)
 - 4. Blueberries, any variety, 1 pint. (Berry basket not provided)
 - 5. Crabapple, 5 specimens
 - 6. Grapes, table, green variety, 2 bunches
 - 7. Grapes, table, red variety, 2 bunches
 - 8. Grapes, table, black variety, 2 bunches
 - 9. Grapes, wine, any variety, 2 bunches
 - 10. Peaches, any variety, 5 specimens (specify variety on entry form)
 - 11. Pears, any variety other than Asian, 5

- specimens (specify variety on entry form)
- 12. Pears, Asian, 5 specimens
- 13. Plums, Prunes, any variety, 12 specimens
- 14. Raspberries, any variety, 1 pint, (Berry basket not provided)
- 15. Strawberries, any variety, 1 pint, (Berry basket not provided)
- 16. Other than listed

CLASS 3, 3A AND 3B- NUTS

CLASS 3=EXHIBITORS 15 YRS. & OLDER
 CLASS 3A EXHIBITORS 8-14 YEARS
 CLASS 3B = EXHIBITORS UNDER 8 YEARS

- Lots**
- 1. Walnuts, any variety, unshelled, 20 nuts
 - 2. Walnuts, any variety, shelled, 1 pint glass jar (Jar not provided)
 - 3. Filberts, any variety, unshelled, 20 nuts
 - 4. Filberts, any variety, shelled, 1 pint glass jar (Jar not provided)
 - 5. Almonds, any variety, unshelled, 20 nuts
 - 6. Almonds, any variety, shelled, 1 pint glass jar (Jar not provided)

CLASS 4, 4A AND 4B-BIG & TALL

A SPECIAL DISPLAY CATEGORY FOR THE LARGEST AND TALLEST PRODUCE
 Class 4= Exhibitors 15 yrs. & older
 Class 4A =Exhibitors 8-14 years
 Class 4B=Exhibitors under 8 years

- Lots**
- 1. Cabbage, largest
 - 2. Corn, field, tallest stalk
 - 3. Corn, sweet, tallest stalk
 - 4. Onion, largest
 - 5. Pumpkin, largest
 - 6. Squash, zucchini, largest

- 7. Sunflower, tallest
- 8. Sunflower, largest head
- 9. Tomato, largest
- 10. Any other vegetable or fruit that is too big to miss.

CLASS 5- MARKET BASKET

A Collection of vegetables and/or fruit(s), and/or nuts, with or without flowers, **all grown by the exhibitor**, and displayed within a container.

Judging is based on the variety and quality of the collection, as well as the artistic and imaginative design of the entry. Award is given solely upon the judge's opinion.

DIVISION N: WINES

Agriculture Building

Supts. David Adams, 541-582-0330 and Chris Williams 541-660-9732

Rules:

- 1. All general rules and regulations apply
- 2. All exhibitors must be over 21 yrs. of age.
- 3. Entries are accepted in the Pavilion Sat. before Fair from 9am-1pm. Entries may be picked up Sun. after Fair from 9am-Noon. Exhibits left for one week will be discarded.
- 4. Special awards money will be awarded by the superintendents.
- 5. Wine must be in a standard wine bottle (750). Bottles may be labeled, but the label must be masked during judging.
- 6. No exhibitor may enter more than 12 bottles, nor enter more than 2 entries per lot.
- 7. Copies of the judge's sheets are available from the superintendent upon request.

CLASS 1 LOTS

- 1. Blackberry Dry
- 2. Raspberry Dry
- 3. Peach Dry
- 4. Cherry Dry
- 5. Other Fruit Dry
- 6. Floral Dry
- 7. Vegetable Dry

CLASS 2 LOTS

- 1. Cabernet Sauvignon
- 2. Cabernet Franc
- 3. Gamay
- 4. Gewürztraminer
- 5. Merlot
- 6. Muscat
- 7. Pinot Gris
- 8. Pinot Noir
- 9. Riesling
- 10. Sauvignon Blank
- 11. Syrah
- 12. Zinfandel

CLASS 3 LOTS

- 1. Sparkling Wines
- 2. Sweet Wines
- 3. Dessert Wines

CLASS 4 LOTS

- 1. Liqueurs
- CLASS 5 WINE LABEL-** Cover the label on your bottle- it will be uncovered by the label judges. OR you can bring in a label separately for the competition. Be sure to include this Class & Lot on your entry sheet.

DIVISION O:

HONEY AND HIVE PRODUCTS

Supt. Marianne Heater, 541-660-7097

Rules:

- 1. All general Open Class rules apply. Your submitted exhibit indicates you have read and agree to abide by these rules and the rules of this competition.
- 2. All exhibits must have been produced under direct management of the exhibitor and produced from the apiary of the exhibitor between Sept. 2017 & Aug. 2018.

Shop Local. Buy Fresh. Live Well.™



House Ground Hand-Pressed Burgers Served in the Deli.



Expanded Fresh Produce Department

- Organic
- Local
- Bulk Foods (NEW)



Proud Supporter of Local Youth Development through FFA and 4-H



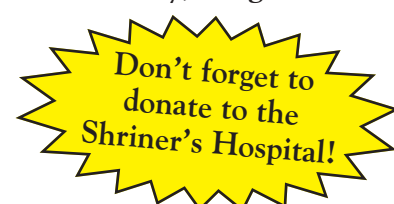
HiddenValleyMarket.com

7200 Williams HWY Grants Pass, OR 97527



Booth Insurance Agency is proud to support the Josephine County Fair and all of it's programs for local kids!

Please support the **LIVESTOCK AUCTION** on Saturday, August 18th!



Booth Insurance Agency

814 SW 4TH Street Corner of 4th & Bridge

541-476-9223

3. All honey exhibits must be purely produced by bees with no additives and be true to the entry category.

4. Junior exhibitors (17 & under) are encouraged and will be judged against other junior exhibitors.

5. Exhibitors are limited to 1 entry per class and a maximum of 10 entries per person.

NOTE: Class 401, 402 and 403 are eligible for one entry each.

ONE ENTRY MAY BE FOR EXAMPLE: 3 JARS OF THE SAME KIND OF HONEY (Amber, for instance) and judged on uniformity.

6. Entries will be judged according to the Oregon State Beekeepers Assoc. standards.

7. Decisions by the judges are final.

8. 1st, 2nd & 3rd place ribbons will be awarded according to merit. Judges reserve the right not to award ribbons if standards are not met. A ribbon for Best of Class or Show may be awarded.

9. Entries must be submitted on Tuesday, August 14, 2018 between Noon-6:30 pm

10. Entries must be picked up Sunday August 19th from 9am-Noon. Fairgrounds personnel are not responsible for any entries not picked up by Sunday at noon.

CLASS 1: YOUTH

(17 YEARS AND YOUNGER)

101: Artistic Beeswax, molded or dipped (1 lb. min.)

102: Beeswax, any other

103: Honey, extracted; any variety

CLASS 2: BEEKEEPING PHOTO

(A 8x10 mounted photo in a black frame)

201: Fair theme (2018 theme: "Country Roots and Cowboy Boots")

202: Bees and their keepers

203: Bees/Bee Colonies at work

CLASS 3: BEESWAX

301: Artistic Beeswax, molded or dipped (no weight minimum)

302: Beeswax block (1 block, 1 lb. or 1/2 lb. block)

303: Beeswax candles, dipped. (Two 100% beeswax candles)

304: Beeswax candles, molded. (Two 100% beeswax candles)

CLASS 4: HONEY, EXTRACTED

(ANY VARIETY)

Extracted honey - 1 lb. min. uniformly filled to the threadline containers- one pint or quart glass or plastic Queenline or canning jar. Labeled.

(Note: generally speaking, 1 qt. honey = 3 lbs., 1 pint honey = 1.5 lbs.)

401: Light 402: Amber 403: Dark

Additional Information on honey. Jars should be filled up to the threads. If multiple jars are entered they should be uniformly filled, matching each other. Honey should be clean and free of lint, dust or any other debris floating on top or within. Honey should be free of foam on top (a byproduct of settling). Jars should be clean of fingerprints, stickiness and threads should be clean of honey and easily opened. Honey will be sampled. Jars should be labeled according to the labeling laws of Oregon. Other considerations: Attractiveness of product to the general consumer.

Balance and beauty of the label. Ease of reading the label and all information sup-

plied on the label.

(Note: a beautiful label without all the info= less points)

CLASS 5: HONEY, OTHER
(ANY VARIETY)

501: Chunk honey in a jar (one pint or one pound jar)

502: Comb honey section (one square or round section of comb)

503: Cut comb (one uniformly cut comb piece, 12 oz. min)

504: Creamed (one pint or one pound jar)

504: Extracting frame with Capped Honeycomb (one frame, any size) in a display rack (open or closed)

See: Oregon Label Requirements for Extracted Honey Prepared for Oregon Master Beekeepers Oregon Department of Agriculture General Label Requirements (Federal Labeling Law 21 CFR 101

DIVISION P: HOME ARTS
PAVILION BUILDING

Rules

1. All general rules and regulations apply

2. Entries will be accepted in the Pavilion Bldg. 9am-5pm on Fri. & Sat. before Fair.

3. Entries may be picked up on Sun. after Fair from 9am-2pm. Items left more than 30 days become the property of the Fairgrounds.

4. Entries must be made by the exhibitor and finished within the last year.

5. No unfinished articles may be accepted.

6. AMATEURS ONLY. Those whose returns from sales of an item do not exceed the cost of the materials used to make the item.

7. Entries must be clean & pressed. Dirty items, or items with pet hair, won't be accepted.

8. No item may be entered in more than one lot.

9. Only one entry per exhibitor may be entered into any lot. Each exhibit is to be accompanied by a filled out exhibitor's tag.

10. All knitted articles must be handmade

11. Where there is only 1 entry in a lot, the judge will/will not award a ribbon based on the judge's decision as to the entry's merit.

12. The Fair is not responsible for damage from fire, theft or vandalism

13. Each exhibitor is responsible for correctly entering his/her items in the proper class & lot

14. Exhibitors bringing clothing must furnish hangers for their entries.

15. Securely fasten multiple items in a class together.

CLASS 1- QUILTS

Lots

1. Tied quilts

2. Machine pieced, hand quilted

3. Machine pieced, machine quilted

4. Hand pieced, hand quilted

5. Hand embroidery, hand quilted

6. Hand embroidery, machine quilted

7. Machine embroidery, hand quilted

8. Machine embroidery, machine quilted

9. Hand applique, hand quilted

10. Machine applique, machine quilted

11. Hand applique, hand quilted

12. Machine applique, machine quilted

13. Signature, memory, family quilt

14. 3-D quilt, yo-yo, cathedral window, etc.

PLANNING a RIVER TRIP?

Visit Us FIRST

- Raft and Tahiti Rentals
- Full Service Bait & Tackle
- Boating Supplies
- Beverages, Snacks & Ice
- Hunting and Fishing Licenses
- Boat Registration Agent
- Ethanol-Free Premium Gas
- Propane



Need A Guide? Call Troy!

Troy's
541-761-0015
Licensed & Insured

- Salmon
- Steelhead
- Scenic
- Half Day
- Full Day

All Gear Provided

Ready to CHILL OUT ON THE COOL RIVER?

U⁷⁶ Save GAS & TACKLE

935 Rogue River Hwy. • 541-476-9871
Open Daily • 5am - 9pm

OPEN TO THE PUBLIC DIVISIONS

15. Miniature 18" by 24" or less
16. Baby quilt, specifically for a baby
17. Textile painted quilt and quilted
18. Whole cloth (no piecing)
19. Art quilts
20. Wall hanging
21. Beginner, less than 1 year of experience
22. Other, if doesn't fit any above category or to avoid entering a second quilt in one category

23. Antique quilts, pieced over 50 yrs. ago; no quilt tops or unfinished quilts accepted

Only one quilt per category is accepted

CLASS 2- AFGHANS

Lots

1. Knit
2. Crochet, Ripple or Herringbone
3. Crochet, Granny or Add-on Squares
4. Crochet, any other stitch
5. Afghan Stitch w/cross stitch embroidery
6. Crochet, Lap Robe- no larger than 40"x50"
7. Knit, Lap Robe- no larger than 40"x50"
8. Other than listed (describe articles)

CLASS 3- PICTURES OR WALL HANGINGS (ONLY ONE PER LOT)

MUST BE ABLE TO BE HUNG- USE WIRE.

Lots

1. Embroidery
2. Embroidery- Ribbon work
3. Embroidery- Crewel
4. Embroidery- Dimensional
5. Needle Point
6. Cross Stitch- Aida
7. Cross Stitch- Linen
8. Cross Stitch- Stamped

9. Paper Art
10. Other than listed

CLASS 4- PILLOWS

Lots

1. Knitted
2. Crochet
3. Embroidery
4. Needlepoint
5. Cross Stitch
6. Patchwork
7. Other than listed (describe article)

CLASS 5- AREA RUGS

Lots

1. Crochet
2. Latch Hook
3. Other than listed (describe article)

CLASS 6- SEWN WITH KNIT FABRIC (YARDAGE)

Lots

1. Female Blouse, Top, T-shirt or Sweatshirt
2. Female pants or shorts
3. Female dress or skirt (1 or 2 pieces)
4. Female Jacket or vest
5. Male shirt or jacket
6. Male slacks or shorts
7. Child's 2 and under playwear
8. Child's 2 and under sleepwear
9. Sweatshirt; crochet/ knit trim or appliqued
10. Other than listed (describe article)
11. Sports clothing (describe the sport and why this article is useful)
12. Formal wear, male or female
13. Pillowcase or bedding
14. Baby Article

CLASS 7- SEWN WITH WOVEN FABRIC (YARDAGE)

Lots

1. Female blouse
2. Female dress (1 or 2 pieces)

3. Female Jacket or vest
4. Female skirt or pants
5. Female nightwear
6. Male nightwear
7. Male shorts, slacks
8. Male shirt
9. Sports clothing (describe the sport and why this article is useful)
10. Formal wear, male or female
11. Pillowcase or bedding
12. Baby article

CLASS 8- COSTUMES

(SUFFIX: A= CLOTH, B=LEATHER, C=METAL, D=MIXTURE OR SOMETHING ELSE)

Lots

1. Most inventive
2. Historic
3. Cutest
4. Scariest
5. Futuristic

CLASS 9- ANIMAL CLOTHING

a.) Can be of any material. b.) Describe the animal meant for the article and, if you can, include a pic of the animal in the article

Lots

1. Blankets
2. Outfits

CLASS 10 - KNITTING (HAND KNIT ONLY)

Lots

1. Child's sweater, plain or pattern stitch (size 2-12)
2. Child's sweater, colored design (size 2-12)
3. Infant Wear
4. Man's Sweater
5. Man's vest or sleeveless sweater
6. Lady's sweater, plain or pattern stitch
7. Lady's sweater, colored design

8. Lady' vest or sleeveless sweater
9. Socks or Leg Warmers
10. Slippers
11. Hat
12. Scarf
13. Hat & Scarf set
14. Gloves or Mitens
15. Other than listed (describe article)

CLASS 11- CROCHET

Lots

1. Child's sweater or jacket (size 2- 12)
2. Girl's dress (size 2-12)
3. Man's vest
4. Lady's sweater or blouse
5. Lady's vest
6. Slippers
7. Hat
8. Scarf
9. Gloves or Mittens
10. Tablecloth
11. Other than listed (describe article)

CLASS 12- NEEDLE ART

1. Embroidered household item
2. Embroidered clothing
3. Cross stitch on a household item
4. Cross stitch on clothing
5. Needlepoint on household item
6. Needlepoint on clothing

CLASS 13- HAND WEAVING

Lots

1. Wall Hanging
2. Table Linen
3. Rugs
4. Clothing
5. Coverlets
6. Other than listed (describe article)

CLASS 14- SPINNING

Lot

1. Hank of Yarn (1)



Major Art & Framing
We Put Our Heart In Art

Custom Picture Framing, Matting, Shrink Wrapping, Mounting, Fine Art Supplies, Gallery and More!

\$10 OFF
Any Custom Framing Job
or
10% OFF
Art Supplies

One coupon per customer. Present coupon at time of sale for savings! Exp. 9/30/18

1951 Redwood Ave., Grants Pass
(541) 476-1951 • Tue.-Fri. 10-6pm, Sat. 10-2pm



Fast, Friendly and FAIR!

Ray's Printshop

Quality Offset Printing
Fast Service and Competitive Prices

- Full-color Digital
- Printing (Disc)
- B/W Photocopies
- Color Laser Copies
- Typesetting
- Rubber Stamps
- Faxing Service
- Letterheads
- Business Cards
- Newsletters
- Envelopes
- Brochures
- Carbonless Forms
- Business Forms
- Booklets

Ray's Printshop
405-A Union Ave., Grants Pass
541-471-9421 • FAX: 541-471-0784
e-mail: dillon@printshoprays.com

Home of the **29¢** Color Copy Tuesday!

OPEN TO THE PUBLIC DIVISIONS

- 2. Garment made by exhibitor or yarn spun by exhibitor
- 3. Other than listed (describe article)

CLASS 15- TABLE CLOTHS

Lots

- 1. Crochet, Solid, Medallion or Section
- 2. Embroidery
- 3. Other than listed (describe article)

CLASS 16- BABY ARTICLE (UNDER 2 YEARS)

Lots

- 1. Bonnet or cap, Crochet
- 2. Bonnet or cap, Knit
- 3. Booties, Crochet
- 4. Booties, Knit
- 5. Sacque or sweater, crochet
- 6. Sacque or sweater, knit
- 7. Sweater set, crochet or knit (3-5 pieces)
- 8. Dress, knit or crochet
- 9. Blanket, crochet
- 10. Blanket, knit
- 11. Other than listed (describe article)

CLASS 17- EVENWEAVE/LINENS

Lots

- 1. Pillowcase, Embroidered, (1)
- 2. Pillowcase, Cross stitch, (1)
- 3. Dresser scarf or table runner
- 4. Dresser scarf or table runner (Crochet solid)
- 5. Guest Towel, Embroidered (1)
- 6. Guest Towel, other than listed (1)
- 7. Tea Towel
- 8. Hardanger
- 9. Other than listed (describe article)

CLASS 18- DOILIES

- (18A. 14" AND UNDER;
- 18B. OVER 14" AND UNDER 24")

Lots

- 1. Crochet Solid
- 2. Embroidery
- 3. Crochet, Knit or Tatted Trim
- 4. Other than listed (describe article)
- 5. Crochet solid or Crochet trim
- 6. Embroidery
- 7. Crochet, Knit or tatted trim
- 8. Other than listed (describe article)

CLASS 19- HOT PADS, POT HOLDERS & PLACEMATS

Lots

- 1. Hot pads (2)
- 2. Pot Holders, Crochet (2)
- 3. Placemats (2)
- 4. Other than listed (describe article)

CLASS 20- CLOTHING ACCESSORIES

Lots

- 1. Apron
- 2. Purse or Handbag
- 3. Tote bag
- 4. Other than listed (describe)

CLASS 21- TEXTILE NOVELTIES

Lots

- 1. Doll or Toy, knit or crochet

- 2. Stuffed toy
- 3. Stuffed Animal set- 2 or more
- 4. Doll Clothes
- 5. Kitchen novelty
- 6. Pin Cushion
- 7. Doll other than listed (describe article)
- 8. Novelty other than listed (describe article)

CLASS 22- HOLIDAY DECORATIONS

- (Ex. VALENTINE'S DAY, CHRISTMAS, BIRTHDAY)

Lots

- 1. Wall hanging
- 2. Table centerpiece
- 3. Christmas tree ornament
- 4. Christmas stocking
- 5. Doll
- 6. Other than listed (describe article)

CLASS 23- BOBBIN LACE

Lots

- 1. Ornaments
- 2. Doilies
- 3. Bookmarks
- 4. Motifs
- 5. Other than listed (describe articles)

CLASS 24- TATTING

Lots

- 1. Bookmarks
- 2. Doilies
- 3. Motifs
- 4. Other than listed

CLASS 25- DOLLS

Lots

- 1. Soft sculpture- handmade
- 2. Porcelain- handmade
- 3. Doll sets – two or more, handmade
- 4. Holiday (any)
- 5. Other than listed

CLASS 26- HARDANGER

Lots

- 1. Wall hanging
- 2. Table runners
- 3. Holiday ornaments
- 4. Motifs
- 5. Other than listed

CLASS 27-EXHIBITORS AGES 14 & UNDER

Lots

- 1. Embroidery, any article
- 2. Knit or Crochet, any article
- 3. Cross Stitch
- 4. Latch Hook
- 5. Textile painting
- 6. Machine sewn blouse or top
- 7. Machine sewn pants, shorts or skirt
- 8. Any other machine sewn garment
- 9. Quilts, lap robe or wall hanging
- 10. Other than listed (describe article)

CLASS 28- EXHIBITORS AGE 70 & OVER

Lots

- 1. Machine made clothing, any article
- 2. Embroidery, any article
- 3. Knitting, any article
- 4. Crochet, any article
- 5. Afghan or quilt
- 6. Toy or doll
- 7. Other than listed (describe article)

DIVISION Q: BAKED GOODS

Pavilion Building

Supt. Tracey Raggi, 541-218-1200

Rules

- 1. Entries will be accepted on Friday and Saturday before Fair from 9am-5pm in the Pavilion Building. Ribbons may be picked-up at the Fair office Sunday 9am-2pm.
- 2. AMATEURS ONLY. Those whose returns from sales of an item do not exceed the cost of the materials used to make the item.
- 3. All foods, except pies, must be entered on a stiff cardboard or paper plate of suitable size and covered with a plastic bag (not plastic wrap). Pies must be entered in a disposable aluminum pie plate. NOTE: Baked goods placed in a plastic bag while still warm will decrease in quality.
- 3. Entries must conform to listed lots or the entry will not be accepted.
- 4. The recipe, written or typed on a 3"x5" index card, must accompany the exhibit and will become the property of the fair.
- 6. No goods from commercial mixes, or used as an ingredient, will be accepted.
- 7. Extra entry amounts to be displayed after judging will be at the discretion of the superintendent. Entry portions not displayed will be donated to charity.
- 8. A special ribbon will be awarded to Best in Department (judge's choice).
- 9. All judges' decisions are final.
- 10. ALL CLASSES HAVE ADULT, YOUTH & JUNIOR DIVISIONS: (A=GRADES 1-6) (B=GRADES 7-12) NO SUFFIX= ADULT

CLASS 1- YEAST BREADS AND ROLLS

- 1. Bagels (Specify) (6)
- 2. Cheese
- 3. Cinnamon
- 4. Coffee Cake
- 5. Dinner Rolls (6)
- 6. Doughnuts (6)
- 7. Focaccia
- 8. French
- 9. Herb
- 10. Oatmeal
- 11. Rye
- 12. Sourdough
- 13. Sweet Rolls
- 14. White
- 15. Whole Wheat
- 16. Gluten Free (specify)
- 17. Other than listed (specify)

CLASS 2- BISCUITS AND QUICK BREADS (NO YEAST)

Lots

- 1. Baking powder biscuits (6)
- 2. Banana
- 3. Carrot
- 4. Coffee Cake
- 5. Corn
- 6. Doughnut-Cake (6)
- 7. Dried Fruit (Specify)
- 8. Fresh Fruit (specify)
- 9. Gingerbread
- 10. Muffins (specify) (6)
- 11. Nut
- 12. Pumpkin
- 13. Scones (specify) (6)
- 14. Zucchini
- 15. Gluten Free (specify)
- 16. Other than listed (specify)

CLASS 3- CAKES 1/2 CAKE or 6 CUPCAKES MAY BE FROSTED

Lots

- 1. Angel Food
- 2. Applesauce
- 3. Banana
- 4. Bundt
- 5. Burnt Sugar
- 6. Cake Pops (6)
- 7. Carrot
- 8. Chiffon
- 9. Chocolate
- 10. Coconut
- 11. Cupcakes
- 12. Cupcakes-mini
- 13. Fruit
- 14. German Chocolate
- 15. Pineapple Upside Down
- 16. Pound
- 17. Spice
- 18. Sponge
- 19. White
- 20. Yellow
- 21. Gluten Free (specify)
- 22. Other than listed (specify)

CLASS 4- PIES & PASTRIES

(SINGLE CRUST) NO CREAM OR FROZEN

- a. No cream or frozen
- b. 1 Pie - 7" or larger or 6 Pastries
- c. Crusts must be standard pastry and oven baked. Use ONLY disposable pie plates.

Lots

- 1. Apple
- 2. Berry
- 3. Cherry
- 4. Nut
- 5. Peach
- 6. Pear
- 7. Other than listed (specify)

CLASS 5- PIES & PASTRIES (DBL. CRUST)

- a. 1 Pie - 7" or larger OR 6 pastries.
- b. Crusts must be standard pastry and oven baked. Use ONLY disposable pie plates.

Lots

- 1. Apple
- 2. Blackberry
- 3. Blueberry
- 4. Cherry
- 5. Marionberry
- 6. Peach
- 7. Raisin
- 8. Raspberry
- 9. Rhubarb
- 10. Strawberry
- 11. Other than listed (specify)

CLASS 6- COOKIES & BROWNIES

6 COOKIES OR BROWNIES PER LOT

Lots

- 1. Bar
- 2. Biscotti
- 3. Brownies-Chocolate
- 4. Brownies-Blonde
- 5. Chocolate Chip
- 6. Filled (specify)
- 7. Ginger
- 8. Macaroons
- 9. Molasses
- 10. No bake (cookie or bar)
- 11. Oatmeal
- 12. Peanut Butter
- 13. Refrigerator
- 14. Rolled
- 15. Shaped or Pressed
- 16. Shortbread
- 17. Snickerdoodles
- 18. Gluten Free (specify)
- 19. Other than listed (specify)

Grants Pass

Master Food Preservers Presents

"THE BEST HOMEMADE MIXED BERRY PIE IN JO. CO." CONTEST

Sat., Aug. 11, 2018 • 9am - 5pm

1st Prize is \$100 • 2nd Prize \$50 • 3rd Prize \$25 • No Entry Fee

HOW TO ENTER: Bring your pie, & the recipe card to the Pavilion Bldg. No entries will be accepted after 5pm. Judging begins at 5:30 pm.

TIPS: Bake your pie just before the contest. Residual warmth transmits more flavor to the palate. Be careful transporting a hot pie.

RULES:

- 1. Open to anyone, 16 years of age & up.
- 2. Amateur bakers only.
- 3. Pastry and filling must be homemade. Recipe card must come with the pie, written out 3"x5" card with your name, address and phone number in the top right hand corner. Recipe must include berry types. You may choose any combination of berries; at least 2 different berries must be used. More varieties are allowed.
- 4. Use only fresh homegrown or store-bought BERRIES; no other fruit may be added. Pie may be double or single crust. This year's Fair Theme is "COUNTRY ROOTS & COWBOY BOOTS"... Use your creativity.
- 5. Pies will be judged on appearance, texture and flavor by a panel of five (5) judges.
- 6. Pies should be entered in a disposable 8, 9 or 10" pie plate.

FRIENDS OF THE JOSEPHINE COUNTY FAIRGROUNDS

WEEKLY BINGO

Come and Enjoy a Fun Filled Time with Friends

WEDNESDAYS - Open 4 pm • Games 6 pm
SUNDAYS - Open 10 am • Games Noon
 All Cash Payout • Friends \$500 or WTA!
 Sundays Warm Ups at Noon Regular Games at 1:00 pm

Plus every time you play you get an entry into a drawing for a \$300 prize, plus give aways!

We will be CLOSED during the Josephine County Fair



OPEN TO THE PUBLIC DIVISIONS

CLASS 7- MOM AND ME

MADE BY A CHILD 5 YEARS & UNDER
6 COOKIES PER LOT

Lots

1. Chocolate Chip
2. Peanut Butter
3. Oatmeal
4. Snickerdoodles

CLASS 8- GRANDMA'S FAVORITE COOKIE

- a. Exhibitor must be a grandma
- b. Judged by a panel of three children.
- c. 9 cookies of one variety, baked.

CLASS 9- CONFECTIONS

10 PIECES PER LOT

Lots

1. Baklava
2. Brittle
3. Candies
4. Carmel
5. Carmel Corn
6. Chocolate (Dipped or Molded)
7. Divinity
8. Fudge - Chocolate
9. Fudge - Other
10. Marshmallows
11. Mints
12. Penuche
13. Pralines
14. Candied Nuts
15. Tarts
16. Truffles
17. Other than listed (specify)

CLASS 10- HONEY BAKING

Lots - Honey Baked:

1. Bread
2. Cake
3. Cookies
4. Pies
5. Other

DIVISION Q-B: DECORATED CAKES & COOKIES

Pavilion Building

Superintendent Debi Ashton, 541-441-2477

1. Entries will be accepted 9am-5pm on Fri. and Sat. before Fair in the Pavilion Building.
2. AMATEURS ONLY: Those whose returns from sales of an item do not exceed the cost of the materials used to make the item.
3. Entries must be the sole work of the entrant. For grades 1-6, parents are allowed to assist in safe kitchen work only. **No decorating assistance is allowed.**
4. No copyrighted materials are allowed.
5. Forms, Styrofoam, Rice Krispy Treats®, Cake Dummies are encouraged to be used as a cake base instead of a real cake. However, all entries must be possible to create when using real Cake.
6. Sculptured cakes must be possible with at least 50% real cake. A comprehensive diagram or 2 photographs showing the framework upon which the cake is assembled, the actual Cake placement, & overall design, must accompany all sculpted entries. Submit this with the entry, in an envelope marked, "For Judges' Examination Only".
7. Entries for Decorated Cakes must be a

minimum of 6"x6", but no larger than 18"x18" at the base. Measurement should include anything upon and which the item is displayed. There is no height restriction.

8. All entries are judged for decoration only. Judging is based on general appearance, use and choice of color, presentation, creativity, difficulty of technique, neatness, precision, and original adaptation of an idea.

9. A special ribbon will be awarded to "Best in Department" (Judge's Choice).

10. Entries will be released 9am-2pm the Sun. after Fair. Ribbons will be available to be picked up in the fair office on the following day (if you are unable to come on Sunday).

11. All judges' decisions are final.

ALL CLASSES HAVE ADULT, YOUTH AND JUNIOR DIVISIONS:

(A=GRADES 1-6) (B=GRADES 7-12)
NO SUFFIX= ADULT

OTHER TIPS, TRICKS, HOW TO'S

1. Make sure the board on which you are displaying the cake is appropriately sized.
2. If using a Rice Krispy® base be sure to cover it with royal icing to smooth it out before applying fondant. If fondant begins to dry out, take it back off the cake and knead some solid Crisco® into it, and reapply. To remove dents or finger marks in your fondant, use a piece of extra fondant rolled up into a ball, & rub away the stray marks.
3. Practice your piping before piping on the cake. Shapes like shells and balls should be consistent in size. Remove points from ball shapes. Be as detailed & precise as you can.

For more Tips and Hints:
www.oregonices.com/Tips and Hints

CLASS 10- DECORATED CAKES

Lots

1. Sculpted/3-D
2. Special Occasion - Buttercream/Royal
3. Special Occasion - Fondant
4. Jo. Co. Fair Theme (Country Roots and Cowboy Boots) - Buttercream/Royal
5. Jo. Co. Fair Theme (Country Roots and Cowboy Boots) - Fondant
6. Wedding Cakes - Buttercream/Royal
7. Wedding Cakes - Fondant

CLASS 11- DECORATED COOKIES

6 COOKIES PER LOT

Lots

1. Buttercream/Royal
2. Fondant

CLASS 12- DECORATED CUPCAKES OR CAKE POPS

6 PER LOT

Lots

1. Buttercream/Royal
2. Fondant

DIVISION R: FOOD PRESERVATION

Pavilion Building

Superintendent Debi Ashton, 541-441-2477

RULES AND REGULATIONS:

All general rules and regulations apply.

1. Entries will be accepted on Fri. and Sat. before Fair, 9am-5pm in the Pavilion Bldg.
2. Entries may be picked up the Sun. after Fair from 9am-2pm. Ribbons may be picked up in the Fair Office Sunday after Fair, 9am-12 Noon. No early pickup.
3. An entry is: one (1) standard jar with a new ring. A standard jar is a container designed for canning purposes. New two-piece lids must be used. All others will not be accepted. (Tattler reusable lids will not be accepted.)
4. Only one entry is accepted in each lot.
5. All entries must have been processed after August 15th of the previous year. No items may be entered a second year.
6. Entries must be accurately labeled as to content, processing method, altitude, time processed & date of processing (Mo./Day/Yr).
7. All entries must be processed according to the most recent recognized canning methods (recommended processing times, head space and approved recipes). Reference: OSU Extension. <http://extension.oregonstate.edu/>, Ball Blue Book, Complete Book of Home Preserving, So Easy To Preserve, The National Center for Home Food Preservation, <http://nchfp.uga.edu/>. OSU Ext. Service Bulletins.
8. AMATEURS only
9. JUDGING:
 - a. Canned Foods: Judged on flavor, color & clearness, texture, safety, shape & pack. The pack should show neatness, & uniformity, with whole or uniform pieces filling the jar & covered with liquid (including proper headspace).
 - b. Judges may open any jar for inspection, however, if other visible characteristics of the product eliminate the product from consideration of award, the judge is not obligated to open or further evaluate the entry.
 - c. Jams & Jellies: Jelly- clear & firm enough to hold shape when turned out of the container. Jam- made from crushed or ground fruit and holds its shape but is less firm than jelly. Conserves- jam-like products made from a combination of fruit that usually contains nuts, raisins or coconut. Preserves- made from small evenly sized pieces of whole fruit and suspended in this or slightly gelled syrup. Marmalades- soft fruit jellies containing small pieces of fruit or peel suspended in clear jelly. Butters- spreads made by thickening sweetened fruit pulp & often have spices added. Food coloring may be allowed if it is part of the recipe.
10. Judging: All judges decisions are final.

CANNING HIGH ACID FOODS (FRUITS AND TOMATOES)

- a. Current recommendations for processing times must be used. OSU Bulletins, Ball Blue Book, National Center for Home Food Preservation.
- b. There are now tested pressure canner recommendations for tomatoes as an alternative to boiling water canner processing. Canned tomatoes/juice should be acidified with lemon juice or citric acid.

c. Altitude corrections for both the boiling water canner and the pressure canner have been revised.

d. The OSU *Canning Tomatoes* Bulletin, **PNW 300** and *Salsa Recipes for Canning* **PNW 395** are available and should be used. <http://extension.oregonstate.edu/>

CLASS 1- FRUIT

Lots

1. Apple
2. Applesauce
3. Apricots
4. Blackberries
5. Blueberries
6. Other Berries
7. Peaches
8. Pears
9. Plums
10. Prunes
11. Pie Cherries
- 12 Sweet Cherries
13. Rhubarb
14. Other than listed (specify)

CLASS 2- JUICES

Lots

1. Apple
2. Cherry
3. Grape
4. Tomato
5. Other than listed (specify)

CANNING LOW ACID FOODS

(VEGETABLES, MEAT, FISH & POULTRY)

- a. Jars processed in pressure canners with a dial gauge should be processed at 11 lbs. pressure. If the pressure canner has a weighted gauge, the 10 lb. weight should be used. Altitude adjustments must be followed and will be required on each entry. OSU Bulletin **SP 50-946 Processing in a Canner**. Any questions call OSU at 541-476-6613.
- b. Dial gauges should be checked at least once a year. If it is off by more than one pound, it should be replaced. The OSU Ext. Office tests gauges for a minimal fee.
- c. Pressure saucepans are no longer recommended for processing jars of food.
- d. A pressure canner should not be operated above 16 pounds pressure.
- e. All models of pressure canners must be vented, even if the instructions say it is not necessary or that it will vent itself. This must be done manually.

CLASS 3- VEGETABLES

Lots

1. Asparagus
2. Beets
3. Carrots
4. Corn, cream style (pints only)
5. Corn, whole kernel (pints only)
6. Green Beans, cut
7. Mixed Vegetable
10. Peas
11. Shelled Beans
12. Squash, Summe
13. Squash, Winter
14. Tomatoes
15. Tomatoes/Stewed
16. Yellow Beans, Cut
17. Other than listed (specify)

CLASS 4- MEATS

Lots

1. Beef
2. Poultry
3. Mincemeat
4. Pork
5. Rabbit
6. Seafood
7. Salmon
8. Smoked Meat
9. Smoked Fish
10. Tuna
11. Venison or Elk
12. Other than listed (specify)

JAMS AND JELLIES

Notes for Jams & Jellies, Classes 5 & 6:

- a. Paraffin is no longer permitted for any jelly product.
- b. As processing time is brief, jars should be

first community
credit union

ENRICHING OUR COMMUNITIES SINCE 1957

CHECKING | SAVINGS | LOANS | INSURANCE | MOBILE BANKING

Grants Pass | Cave Junction | 541.471.8600

myfirstccu.org

Federally insured by NCUA.

OPEN TO THE PUBLIC DIVISIONS

sterilized. Place jars in boiling water (water level 1 inch above the jars) for 10 minutes.

c. Approved recipes must be followed. Ref: National center for Home Food Preservation, OSU, Ball Blue Book, Ball Complete Book of Home Preserving.

d. Altitude adjustments must be followed & will be required on each entry. OSU Bulletin **SP 50-946 Processing in a Canner**. Any questions call OSU at 541-476-6613.

CLASS 5- JELLIES

Lots

- Apple
- Blackberry
- Blueberry
- Boysenberry
- Cherry
- Currant
- Elderberry
- Fig
- Grape
- Marionberry
- Mint
- Mixed Fruit
- Pear
- Pepper, clear
- Pepper w/flakes
- Plum
- Quince
- Raspberry
- Strawberry
- Herb
- Other than listed (specify)
- Artisan (specify)
- Low-sugar (specify)
- No sugar (specify)

CLASS 6- JAMS

Lots

- Apple
- Apricot
- Blackberry
- Blueberry
- Boysenberry
- Cherry
- Elderberry
- Grape
- Fig
- Marionberry
- Peach
- Pear
- Plum
- Raspberry
- Rhubarb
- Strawberry
- Other than listed (specify)
- Artisan (specify)
- Low-sugar (specify)
- No sugar (specify)

CLASS 7- PRESERVES & CONSERVES

Lots

- Apricot
- Cherry
- Cranberry
- Grape
- Peach
- Pear
- Plum
- Rhubarb
- Strawberry
- Tomato
- Other than listed (specify)

CLASS 8- BUTTERS

Lots

- Apple
- Apricot
- Grape
- Peach
- Pear
- Plum
- Tomato
- Other than listed (specify)

CLASS 9- MARMALADES

Lots

- Apple
- Cranberry
- Citrus
- Grape
- Orange
- Pineapple
- Tomato
- Other than listed (specify)

CLASS 10- CURD

Lots

- Lemon
- Lime

CLASS 11- SYRUP

Lots

- Apricot
- Blackberry
- Blueberry
- Boysenberry
- Cherry
- Grape
- Honey
- Marionberry
- Maple
- Peach
- Pear
- Plum
- Raspberry
- Strawberry
- Other than listed (specify)

PICKLES

a. Food grade lime may be used to firm pickles.

b. New recommendations regarding head-space. Contact OSU or consult Ball Blue Book.

c. All entries must be processed in a boiling water bath with proper head space or by low temperature pasteurization (180°-185°F) for 30 mins. instead of boiling water processing. Quick pickles should be at least a 1:1 ration of vinegar to water unless it is an OSU or USDA tested recipe.

e. More info. in the **OSU Picking Vegetables Bulletin PNW 355** available online <http://extension.oregonstate.edu> or at OSU Ext.

CLASS 12- PICKLES

Lots

- Asparagus
- Bean, Dill
- Beet, Pickled
- Carrot
- Crabapple
- Cucumber, Bread/Butter
- Cucumber, Dill
- Cucumber, Sweet
- Green Tomato
- Mixed Pickles
- Mushrooms
- Onions
- Peppers
- Sauerkraut
- Watermelon
- Zucchini, Other
- Other than listed (specify)

CLASS 13- RELISHES

Lots

- Chutney (specify)
- Corn
- Cucumber, Sweet
- Cucumber, Dill
- Green Tomato
- Zucchini, Sweet
- Zucchini, Dill
- Other than listed (specify)

CLASS 14- SPECIALTY FOODS

Lots

- Barbeque Sauce
- Catsup
- Chili Sauce
- Chocolate Sauce
- Hot Pepper Sauce
- Fruit Sauce
- Mustard
- Salsa, Fruit
- Salsa, Vegetable
- Spaghetti, Sauce with meat
- Spaghetti, Marinara
- Soup
- Tomato Sauce/Paste
- Other than listed (specify)
- Honey Comb
- Strained Food

DRIED FOODS

a. Dried foods must be presented in clean jars designed for canning. **New rings and lids must be used.** (No plastic.) 8 oz.

b. Exhibits must be accurately labeled as to content, pretreatment method, drying method & date of processing (Mo./Day/Yr.).

CLASS 15- DRIED FRUIT

Lots

- Apples
- Apricot
- Bananas
- Blueberries
- Cherries
- Grapes (Raisins)
- Peaches
- Pears
- Pineapple
- Plums
- Prune, Plums
- Other than listed (specify)

CLASS 16- FRUIT LEATHER

Fruit Leather - four 1" pcs. in an 8 oz. jar.

Lots

- Apricot
- Berry
- Cherry
- Grape
- Mixed Fruit
- Pear
- Pizza
- Strawberry
- Yogurt-Fruit
- Other than listed (specify)

CLASS 17- DRIED VEGETABLES

(8 OZ. CANNING JAR)

Lots

- Carrots
- Celery
- Corn
- Kale
- Mushrooms
- Onions
- Peppers
- Soup Mix
- Tomatoes
- Zucchini
- Other than listed (specify)

CLASS 18- OTHER DRIED FOODS

(8 OZ. CANNING JAR)

Lots

- Herbs
- Meat
- Nuts
- Other than listed (specify)

CLASS 19- VINEGARS

Lots

- Fruit
- Herb

CLASS 20- PIE FILLING

Lots

- Apple
- Blueberry
- Blackberry
- Cherry
- Marionberry
- Other Berry
- Peach
- Pear
- Other than listed (specify)

CLASS 21- GIFT PACKAGE

Lots

- A combination of 5 varieties of dried foods and/or herbs
- A combination of 3 varieties of canned fruits, vegetables and/or meats
- A combination of 3 varieties of canned pickles and relishes.
- A combination of 4 varieties of canned jams, jellies, preserves and /or conserves.

DIVISION S: ART

Pavilion Building

Coordinator Shirley Bell, 541-479-7247

Rules

- All general rules and regulations apply. See front of Fair Entry Guide.
- Entries will be accepted on Fri. and Sat. before the Fair: 9am-5pm in the Pavilion.
- Entries will be released Sunday after the Fair: 9am-2pm.
- Entries left more than 30 days become the property of the Fairgrounds.
- Any entry previously shown at the Josephine County Fair may not compete.
- Multiple entries brought in by one exhibitor must be brought in at same time.
- Exhibitor is limited to 3 entries and not more than 1 entry per Lot.
- No wet paintings or unframed paintings will be accepted.
- Entries must be matted or framed except painted wrapped canvas. All artwork must have sturdy screw eyes & wire hangers only. No "Alligator" style hangers or glass clip frames. Entries not properly done will not be displayed.
- Watercolors and dry pigment, charcoal, pastels, etc., may be framed under Glass or Plexiglass which is preferred.
- Dimensions not to exceed 48" x 48" or weigh more than 5 lbs. for hanging art.
- Copy/classwork may be entered only in Beginners Class. Copied artwork must be identified with name of original artist on back.
- Classes 2, 3, 4, artwork must be original.
- The Superintendent reserves the right to reclassify pictures or combine classifications as needed, according to the number

of total entries.

15. The Superintendent may refuse to accept any entry at his or her discretion.

16. Ribbons – All Division S Classes in each Lot receive: Best of Class, 1st Place, 2nd Place, 3rd Place and Honorable Mention. One ribbon awarded over all for Best of Show & Most Creative and People's Choice. Special Ribbon to **Lot 27: *Best Depiction: "Grants Pass, Past or Present"**.

17. Professional Class/Lots will receive 1st thru 3rd and Best of Class ribbons only.

18. All winners are eligible for State Fair.

CLASSES

1. Beginners - One who is learning artistic skills, not teaching or selling art in any specific medium. Any sales cannot exceed materials cost. Copy/Classwork is accepted at this level only.

2. Intermediate - One who has two or more years of experience and art sales that don't exceed the cost of the materials used, and don't have other revenue from art.

3. Semi-Professional - One who engages in art as a hobby and whose return from sales exceed the cost of the materials used.

4. Professional - One who makes revenue from the sale of their art.

Special Needs - Artist needing assistance composing art.

LOTS - Adult Fine Art

- Landscape/Seascape: Watercolor
- Landscape/Seascape: Acrylics
- Landscape/Seascape: Pastels
- Landscape/Seascape: Pencil, Charcoal, Pen & Ink
- Landscape/Seascape: Other than listed
- Animals: Watercolor
- Animals: Acrylic, Oils
- Animals: Pastels
- Animals: Pencil, Charcoal, Pen & Ink
- Animals: Other than listed
- People/Portraits: Watercolor
- People/Portraits: Acrylic, Oils
- People/Portraits: Pastel
- People/Portraits: Pencil, Charcoal, Pen & Ink
- People/Portraits: Other than listed
- Flowers/Still Life: Watercolor
- Flowers/Still Life: Acrylic, Oils
- Flowers/Still Life: Pastels
- Flowers/Still Life: Pencil, Charcoal, Pen & Ink
- Flowers/Still Life: Other than listed
- Misc.: Oil, Acrylic, Watercolor, Pastels.
- Misc.: Pencil, Charcoal, Pen & Ink
- Misc.: Other than listed
- Sculpture with base
- Collage
- Digital Fine Art

*Best Depiction: "Grants Pass, Past or Present" Any medium or style. May use historical photos as reference

DIVISION SY: YOUTH ART

Pavilion Building

Coordinator Shiela Wickman
e-mail: jcdivsy@gmail.com
text/call: 760-944-0433
Leave detailed message
or calls won't be returned.

Rules

- All general rules and regulations apply.

OPEN TO THE PUBLIC DIVISIONS

See front of Fair Entry Guide.

- Entries will be accepted in the Pavilion on Fri. and Sat. before the Fair at 9am-5pm.
- Entries will be released after the Fair on Sunday 9am-2pm.
- Entries left more than 30 days become the property of the Fairgrounds.
- Any artwork previously exhibited at the Josephine County Fair not allowed.
- Exhibitor limited to 5 entries and 1 entry per lot.
- Multiple entries brought in by one exhibitor should be brought in at the same time.
- No wet or un-matted or unframed artwork accepted.
- Dimensions must not exceed 48" x 48" nor weigh more than 5 pounds.
- All entries must be matted or framed and have sturdy eye-screw & wire hangers, no "gator" or photo ring hangers on framed art. Lighter artwork may use sticky-hangers on back of foam-core or matboard pieces. Artwork must be securely mounted on top of matboard or sandwiched between window cutout matboards. It may be left uncovered. Shrink-wrapped or with plastic wrap that is tightly & neatly taped acceptable.
- Sculptures free standing must be on a base, any size or weight. Wall mounted, proper hanger for size - not more than 5 lbs.
- Presentation is part of final judging & can break a tie. (See local hobby/frame stores for help.) Sticky-Hanger and screw and wire picture hangers can be purchased for a fee of 50 cents and slightly higher for

installing screw and wire.

- The Supt. reserves the right to reclassify pictures, combine or split classes & may use discretion or to refuse inappropriate entries.
- Ribbons awarded to SY Division in each Class in each Lot for: Best of Class, 1st Place, 2nd Place, 3rd Place, Honorable Mention. One ribbon over all for Most Creative and Best of Show. Special ribbons to YS Division People's Choice & **Lot 12-Fair Theme: "Country Roots and Cowboy Boots"**. All others will receive Jo. Co. Fair Participation Ribbon.
- Best of Show eligible for State Fair.**

15. Best of Show eligible for State Fair.

CLASS 1: Pre-school - Kindergarten

CLASS 2: Grades 1st and 2nd

CLASS 3: Grades 3rd and 4th

CLASS 4: Grades 5th and 6th

CLASS 5: Grades 7th and 8th

CLASS 6: Grades 9th and 10th

CLASS 7: Grades 11th and 12th

CLASS 8: Special Needs- Artist needing assistance composing artwork

Lots

- Watercolor: Tempra, Watercolor Paint, Watercolor Pencil
- Acrylic/Oil
- Drawing in Black and White: Pencil, Graphite Stick, Pen & Ink, Charcoal
- Drawing in Color: Pencils, Crayons, Markers, Pens
- Pastels: Dry and Oil Sticks
- Scratch Board
- Mixed Media

- Collage / Mosaic
- Abstract Art: Any Medium
- Digital Fine Art
- Sculpture
- Fair Theme: **"Country Roots and Cowboy Boots"**- any Medium or Style.
- Miscellaneous or Other Than Listed

**DIVISION T:
GRAPHIC AND LITERARY ARTS**

Pavilion Building

Traditional & Digital Media Accepted

Supt. Tanya Felsheim, call: 541-471-1770
e-mail: mycottageheart@gmail.com

Rules:

- All general rules and restrictions apply. There are no entry fees.
- Entries will be accepted on Fri. & Sat. before Fair, 9am-5pm in the Pavilion Bldg.
- Entries may be picked up on Sun. after the Fair, 9am-2pm. Items left more than 30 days become the property of the Fairgrounds.
- Professionals and Semi Professionals are welcome this year, eligible for Blue, Red, White Ribbons only.
- Only one entry per exhibitor per lot.
- Base not to exceed 12"x16". Larger exhibits must have prior approval before-accepting.

CLASS 1: Children up to 5 years

CLASS 2: Youth 6-9 years

CLASS 3: Tween 10-13 years

CLASS 4: Teen 14-17 yrs

CLASS 5: Special Needs (any age)

CLASS 6: Senior citizen. 65 years and older

CLASS 7: Silver citizen. 80 years and older

***There will possibly be special awards for Best of Class, Best of show, & Most Creative

CLASS 1- LITERARY ART

Lot 1. Original - Poetry

- Free Verse, 8-40 lines
- Rhymed poetry, 8-40 lines
- Short poem, up to 5 lines, rhyme, free verse, Haiku

Lot 2. Graphic Novel

Lot 3. Short Story 5 pages or less. Anecdotal or Fiction

CLASS 2- CALLIGRAPHY AND LETTERING DISPLAYS

(All original unless noted. No use of fonts.)

Calligraphy

Lot 1 Original Verse

- Hand lettered
- Digitally Enhanced

Lot 2. Public Verse (cite source if avail)

- Hand Lettered
- Digitally Enhanced

Lot 3. Modern Lettering-

- Hand Lettered
- Digitally Enhanced

Lot 4. Illuminated Lettering

- Hand Created
- Digitally Enhanced

Lot 5. Illustrative Poster or Sign

- Hand Created
- Digitally Enhanced

CLASS 3- GRAPHIC ARTS

Digital/Digitally Enhanced

Lot 1. Cartooning single page

- Fan Art
- Mandalas
- Zentangles
- Abstract
- Graphic Novel

Lot 2. Traditional Mediums (Pen, Inks, etc.)

- Cartooning Single Page/Poster
- Fan Art
- Mandalas
- Zentangles
- Graphic Novel

6. Abstract

7. Spray Paint Art

8. Graffiti Art

Lot 3. Digital Scrapbooking & Mixed Media

- Mixed media wall hanging
- Mixed Media Journal/Cover
- Mixed media other (specify)
- Digital Scrapbooking (up to 2-12"x12" Coordinating pages Printed)
- Digital Scrapbooking Other (specify)

DIVISION U: HOBBY CRAFT

Pavilion Building

Traditional & Digital Media Accepted

Supt. Tanya Felsheim, call: 541-471-1770
e-mail: mycottageheart@gmail.com

Rules:

- All general rules and restrictions apply. There are no entry fees.
- Entries will be accepted on Fri. & Sat. before Fair, 9am-5pm in the Pavilion Bldg.
- Entries may be picked up on Sun. after the Fair, 9am-2pm. Items left more than 30 days become the property of the Fairgrounds.
- Professionals and Semi Professionals are welcome this year, eligible for Blue, Red, White Ribbons only.
- Only one entry per exhibitor per lot.
- Base not to exceed 12"x16". Larger exhibits must have prior approval before-accepting.

CLASS 1: Children. Up to 5 years

CLASS 2: Youth 6-9 years

CLASS 3: Tween 10-13 years

CLASS 4: Teen 14-17 yrs

CLASS 5: Special Needs (any age)

CLASS 6: Senior citizen. 65 years and older

CLASS 7: Silver citizen. 80 years and older

***There will possibly be special awards for best of class, Best of show, & Most Creative

CLASS 1- TRASH TO TREASURE

Items containing more than 50% reused/repurposed/recycled materials

Lots

- Indoor items-hanging art
- Indoor items-décor
- Indoor items-functional art
- Outdoor item-hanging art
- Outdoor item-sculpture
- Outdoor item-functional

CLASS 2- METAL CRAFTS

Lots

- Plasma Cutting
- Welded
- Wire Sculpture
- Machine Cut
- Etched
- Wrought Iron
- Tooled
- Recycled

**CLASS 3- POTTERY AND CERAMIC
Fired in forge, Kiln or Pit**

Lots

- Hand Molded Decorative Object
- Hand Molded Functional
- Hand Molded Wall Hanging
- Hand Painted Tiles
- Porcelain Doll or Figurine
- Pre-Cast Glazed, Painted Object
- Pre-Cast Glazed, Painted Functional
- Other (specify)

**CLASS 4- WOODCRAFTING
(ADD SUB-LOT ON ENTRY)**

Lots

- Woodworking**
a. Marquetry/Veneering/Intarsia

Find Out What's Happening At The FAIR

Watch for the Josephine County Fair Program

Distributed in the Daily Courier on **Sun., Aug. 12th** and in the Country Weekly on **Wed., Aug. 15th**

The Fair Program will feature a schedule of events, activities, entertainment, and bus ride schedule.

Jo. Co. Fair, Aug. 15-18, 2018

Programs will also be available at the Fair.

To advertise in the Fair Program, please contact Display Advertising at 541-474-3733 or email display@thedailycourier.com

Grants Pass Daily Courier

Proudly Serving Our Community Since 1885. www.thedailycourier.com

OPEN TO THE PUBLIC DIVISIONS

- b. Reclaimed wood
d. Wood burning
f. Reclaimed wood

2. Woodcarving

- a. Chip carving
c. Whittled
e. Chainsaw
- b. Relief carving
d. Machine tooled
f. Other (specify)

3. Woodturning

- a. Faceplate work
c. Other (specify)
- b. Spindle work

CLASS 5 BASKETRY

- Lots**
1. Coiled Pine
3. Knotted
5. Twined
7. Other (specify)
2. Coiled other
4. Wicker/Rib Style
6. Woven

CLASS 6 GOURDS and EGGS

- Lots**
1. Carved
3. Painted
6. Inlay
2. Wood Burned
5. Cut Design
7. Other

CLASS 7 LEATHER CRAFT

- Lots**
1. Braided & Woven
3. Tooled
5. Carved
7. Molded/Shaping
9. Other (specify)
2. Stamped
4. Stitched
6. Painted
8. Dyed

CLASS 8 GLASSWORKING

- Lots**
1. Stained Glass original design
2. Stained Glass patterned
3. 3-D Work
5. Etched
7. Lamp Formed
9. Mosaic
10. Painted or fired glass
11. Other (specify)
4. Blown Glass
6. Fused or Slumped
8. Lamp Panel

CLASS 9 SCALE/MODELS AND MINIATURES

- Lots**
1. Any model from scratch
2. Aircraft/Helicopters
3. Cars/Trucks/Motorcycles
4. Boats
5. Tanks/Armor
6. Railroad
7. People and fantasy figures
8. Dolls not fabric only/Art Dolls
9. Doll houses and furniture
10. Fairy garden and homes
11. Dioramas & train layouts (max 24"x24")

CLASS 10 PAPER CRAFTS

- Lots**
1. Altered item-Decoupage,
2. Altered Art Journal/Cover
3. Bookbinding
4. Origami/Special Folding Techniques
5. Handcrafted Cards up to set of 4
6. Quilling
7. Scrapbooking (up to two 12"x12" Coordinating pages)
8. Paper objects, flowers, animals etc
9. Set of Tags
10. Banners
11. Boxes
12. Other (specify)

CLASS 11 BEADING AND JEWELRY

EACH LOT CAN INCLUDE UP TO A SET OF 4 COMPLEMENTARY ITEMS

Lots

BEADING (Non-Jewelry)

1. Brick/Chevron/Peyote Stitch

2. Embroidery
4. Stringing
6. Recycled/repurposed
7. OTHER (specify)
3. Loom Work
5. Wirework

JEWELRY

1. Beaded
3. Heat Processed
5. Molded
7. Wirework
9. Recycled/repurposed
2. Cast
4. Leather
6. Pounded
8. Woven/Stitched
10. OTHER (specify)

CLASS 12 NON FIRED CLAYS AIR DRY, PLASTER, POLYMER

Lots

1. Home Decor handcrafted (bowl etc)
2. Floral and nature handcrafted
3. Fashion hand crafted (jewelry, buckles, hair items, etc.)
4. Cake decoration, handcrafted
5. Plaster Cast from original design
6. Concrete decorative from original design
7. Decorative 25%+ mold use
8. Home décor, 25%+ mold use
9. Cake decoration, 25%+ mold use
10. Fashion, 25%+ mold use
11. Other (specify)

CLASS 13 HAND PRINTED ART

1. **Block Printing** Original design only. If you can, please display your printing block.

A. Canvas/poster for wall B. Fabric

2. **Screen Printing** (original design only)

A. Canvas/poster for wall B. Fabric

3. **Chalk Art**

A. Chalkboard B. Other items

4. **Other (specify)**

CLASS 14 NATURE ART ITEMS MADE FROM OVER 50% OF NATURAL MATERIALS

1. Botanical art layout (fresh petals)
2. Dried flowers freeform or flat lay
3. Decorative Soap
4. Decorative Candles
5. Handmade and decorative paper
6. Beach- driftwood, shells, etc decorative art
7. Other (specify)
8. Wreath of any of the above

DIVISION UY: YOUTH HOBBY CRAFT

Youth ages 10 and under, & special needs
Supt. Tanya Felsheim, 541-471-1770

CLASS A VARIOUS

LIMITED TO ONE ITEM PER LOT.

Lots

1. Dried Flowers
2. Candle making/decorating
3. Plaster craft painted or crafted
4. Nature Craft
6. String Pictures
8. Seed & Macaroni Craft
9. Plaque/Decoupage
11. Other (specify)
5. Sea Shell Craft
7. Rainbow Loom
10. Toys

CLASS B- SPECIAL BUILDING MATERIALS

Limited to size 12x12 base unless prior approval. All items must be mounted securely to a base of some strength including models, including LEGO boards, wood piece or strong foam Core.

Lots By Manufacturer

LEGOS:

1. Freeform created 2. Kit/model

K-NEX:

3. Freeform 4. Kit/model

LINCOLN LOGS:

5. Freeform 6. Kit/model

ROBOTICS:

7. Freeform 8. Kit/model

DIVISION V: DECORATIVE PAINTING, CHINA PAINTING

#OURJOCOFAIRROCKS

Pavilion Building

Supt. Ginny Stegmiller, 541-660-8912

Asst. Tanya Felsheim, 541-471-1770

Rules:

- All general rules apply.
- Entries will be accepted Fri. and Sat. before Fair from 9am to 5pm in the Pavilion
- Entries will be released Sunday after Fair from 9am-2pm. Ribbons may be picked up in the Fair Office. Items left more than 30 days become the property of the Fairgrounds.
- Articles must have been painted by the exhibitor within the last year.
- Exhibitors may enter five (5) items, but only one per lot.
- The superintendent reserves the right to reclassify an entry.
- Acceptance and display of large articles is at the discretion of the superintendent.
- Please supply easels and attach picture hangers if your entry needs this to be displayed properly.
- Gift certificates may be awarded by the superintendent.
- All classes are awarded Best of Class,

All except Semi-professional and professional are eligible for Best of Show and Most Creative.

CLASSES-

CLASS 1: Novice. <6 mos. exp

CLASS 2: Beginners. <2 yrs. exp

CLASS 3: Intermediate. 2-4 yrs. exp

CLASS 4: Advanced. 4+ yrs. exp

CLASS 5: Semi-Professional. Those who have Sold some of their artwork, have taught basic classes.

CLASS 6: Professional Class, CDA, MDA or those whose work is published

Special Classes by Age

CLASS 7: Children. Up to 5 years

CLASS 8: Youth 6-9 years

CLASS 9: Tween 10-13 years

CLASS 10: Teen 14-17 yrs

CLASS 11: Special Needs (any age)

CLASS 12: Senior citizen 65 years & older

CLASS 13: Silver citizen 80 years and older

A. DECORATIVE PAINTING, ROSEMALING TOLE PAINTING, UNFIRED

Lots

- | | |
|---|-----------------------|
| 1. Flowers | 2. Fruit & vegetables |
| 3. People | 4. Tole (stroke work) |
| 5. Rosemaling | 6. Animals |
| 7. Birds | 8. Fish |
| 9. Fabric | 10. Holiday Fun |
| 11. Fair Theme "Country Roots & Cowboy Boots" | |
| 12. Landscape | 13. Seascapes |
| 14. Original composition | |
| 15. Something for him (gift ideas) | |
| 16. Classical Still Life | |
| 17. Whimsical or Fantasy | |

South Side Equine Clinic



Equine Dentistry • Equine Reproduction Pre-Purchase Examinations Performance Medicine

At South Side Equine Clinic, Dr. Everman & Dr. Bradley see every breed, age, and size of equine patient, from newborn minis to fullgrown draft horses, and everything in between. If you have a horse in Southern Oregon, we welcome you as a client.

Serving Josephine and Jackson Counties, including Grants Pass, Rogue River, Murphy, Jacksonville, and Medford

AAEP



156 South Side Road, Grants Pass, OR 97527

PO Box 69, Murphy, OR 97533

541-862-2511

www.SouthSideEquineClinic.com



OPEN TO THE PUBLIC DIVISIONS

18. Other than listed

19. Saws 20. Gourds

B. HAND PAINTED CHINA

1. Judging on Painting only.

2. No entry previously exhibited at the Josephine County Fair will be accepted.

3. No decals, no ceramics, no pottery, no Dolls. (these are acceptable in Hobby/Craft)

4. All Age classifications apply

A. LOTS-BY SUBJECT

1. Naturalistic- Flowers

2. Naturalistic- Fruit

3. Still life

6. Conventional

7. Dresden- European style

8. Animals

10. Delft- Monochrome

B. LOTS BY ITEM

12. Jewelry

14. Tea sets

16. Lustres

18. Raised Paste

20. Covered Boxes

22. Glass Lamps

C. ROCK PAINTING

#ourjocofairrocks at Josephine County Fair

1. All Age classifications apply

2. Special Prizes may be awarded by superintendent

3. Each entrant can enter once. You may enter a single Rock, or a set of 3 cohesive rocks in a set. This must be painted/decorated by entrant. Age classifications same in all decorative painting categories.

4. All artists but especially advanced artists and Professionals are encouraged to enter the other decorative paint classifications. Semi Professional/Professional are for display only and are not eligible in this classification for Ribbons.

5. Creativity is judged as much as skill.

DIVISION W: PHOTOGRAPHY

Pavilion Building

Sponsored by the Caveman Camera Club

Supts. Ned & Patty Booth, 425-241-7400

Rules:

1. All general rules apply. It is the responsibility of the exhibitor to meet these general rules and the requirements of the appropriate class.

2. Entries will be received the Friday and Saturday before Fair, 9am-5pm in the Pavilion. You may fill out the paperwork for your entry in the Pavilion on these days.

3. Entries will be released on Sun. after Fair, 9am-2pm. Photos will not be released with

out a receipt. Photos left more than 30 days become the property of the Fairgrounds.

4. Exhibitors may get an exhibitor number & entry tags at the Fair Office before Fair. Forms and entry tags will also be available in the Pavilion. Exhibitors must write their exhibitor number, the class, and category number (if relevant) for each entry on their entry form. Do not use category descriptions for titles.

5. Except for Class 5, entrants must be amateurs. Photographs must have been taken by the exhibitor.

6. Photos may be taken with a film camera, a digital camera or electronic devices such as a cell phone. All photos must be printed on photography paper.

7. No exhibitor shall enter in more than one class.

8. Please see the age class for photo sizes. Requirements vary by class. Photos will be measured to ensure that they are the proper size and will not be accepted if they do not meet the requirements.

9. Prints must be mounted securely on a mat board or foam core up to 1/4" thick. Mounting may include a mat cutout. Do not tape your print to a mat cutout without first mounting the print on mat board or foam core. Poster board, construction paper, & other flexible materials are unacceptable. Entries that come loose may be removed from the exhibit. Image must fill the required size. Trim any white margins.

10. Glass mounted. metal prints and/or photos in frames may not be entered. Contact the Photo Den, 315 SE 7th St., for info. about mats, mat board and foam core. These materials are available at the Photo Den, a supporter of the Photo Exhibit.

11. Entries with a digital date, the photographer's name, or title on the photo or the mat may not be entered.

12. Josephine County Fair is not responsible for any damage to photos. For protection of photographs, polypropylene photo sleeves or shrink wrapping may be used for photographs in all classes but is not required. Shrink wrapping does not include kitchen plastic wrap. Hangers are required on all photographs. Sleeves and/or hangers may be purchased at the Photography Exhibit.

13. Exhibits must be properly labeled with the entrant's name, phone number, e-mail address, title of photo, & class written on a 3"x5" card securely fastened to the back of the exhibit. Address labels are not accept-

able, "3x5" cards will be available at the Photography Exhibit on Friday & Saturday.

14. All photographs will be hung by the superintendent.

15 The Josephine County Fair is a family event. No photos showing nudity or semi-nudity at any age will be displayed.

16. The superintendent may reassign categories. In addition, the superintendent may reject any photos because of content. Disqualification may occur during judging. Ribbons will be reassigned in that event. Disqualifications may occur because a print doesn't meet the sizes described in the rules.

CLASS 1- AGES 6-10

CLASS 2- AGES 11-13

1. Print size must be no smaller than 4"x 6" and no larger than 8"x10" and must be mounted securely to mat board or foam core. A mat around the outside of the photo is not required but, if provided, may be no larger than 10"x12".

2. Exhibitors are limited to four (4) prints. Competition is within the age group. There are no categories.

CLASS 3- AGES 14-17

1. Print size must be no smaller than 8"x10" & no larger than 11"x14". Flush mounts may not exceed 11"x14". Images must be mounted securely to mat board or foam core. Panoramas at a ratio of 2:1 may be entered with a max. length no more than 14".

2. Exhibitors are limited to four (4) prints. Competition is within the age group. There are no categories.

CLASS 4- AGE 18 AND OLDER

Exhibitors are amateur photographers who are not selling or showing their work regularly, or who do not meet the criteria for Professional Category.

1. Print size must be no smaller than 8"x10" and no larger than 11"x14". Flush mounts may not exceed 11"x14". Images must be mounted securely to mat board or foam core. An outside mat is not required but, if provided, may not be larger than 16"x20". Panoramas at a ratio of 2:1 may be entered with the long side no more than 20" and matted no more than 2" on a side.

2. Exhibitors may enter four (4) prints in categories listed under Class 4. DO NOT ENTER MORE THAN ONE PRINT IN A CATEGORY.

3. Categories for Class 4 are listed below:

Categories:

1. Landscapes, Seascapes

2. Sunrise, Sunset

3. Waterfalls, Streams

4. Architecture, Buildings, Structures

5. Night Scene

6. Patterns, Abstract

7. Reflections

8. People- Candid

9. People- Portrait

10. Pets

11. Wildlife (should have minimum "hand of man" showing)

12. Still Life (arranged subjects)

13. Floral (natural setting, not Macro or close-up)

14. Close-up, Macro (including Bugs, Insects, Butterflies, Spiders, & Hummingbirds)

15. Action, Movement, Motion (including stop-action or motion blur)

16. Celebrations, Events, Lifestyle

17. Monochrome

18. Creative Processes (obvious digital manipulation such as HDR, composites, etc.)

19. Humor

20. Photos of previous Josephine County Fairs

CLASS 5- PROFESSIONAL

Photographers who meet one of the following: have sold images for profit, have had solo exhibits, served as a judge at a competition that awards ribbons and/or cash prizes, or have given instruction on photography to a group.

1. Print size must be no smaller than 8"x10" and no larger than 11"x14". Flush mounts may not exceed 11"x14". Images must be mounted securely to mat board or foam core. An outside mat is not required but, if provided, may not be larger than 16"x20". Panoramas at a ratio of 2:1 may be entered with the long side no more than 20" and matted no more than 2" on a side.


2. Exhibitors may enter four (4) prints into Class 5. DO NOT ENTER MORE THAN ONE PRINT IN A CATEGORY .

3. Categories for Class 5 are listed below

Categories:

1. Landscapes, Seascapes
2. People, both Candid and Formal
3. Wildlife (no "hand of man" man show)
4. Monochrome - Black & White, Sepia
5. Macro, close-up
6. Floral
7. Anything not included above.

Volunteers at the Division W Photo Exhibit are members of the Caveman Camera Club. The Caveman Camera Club meets twice monthly Sept. - June on the 1st & 3rd Wed. at the First Christian Church, 305 SW H St. Meetings start at 7pm.



This is a listing of the Exhibit Divisions offered for the FFA at the Josephine County Fair. In order to exhibit at the fair you must check with your advisor/teacher to get the complete rules and regulations for any or all of these classes to make sure you and your exhibit qualify. This is important, particularly if you are participating in the market classes. Market classes will be shared with the 4-H.

Your advisor will pick up premium monies on Saturday morning and distribute them to the appropriate parties.

- Division A: Beef Cattle
- Division C: Swine
- Division D: Sheep
- Division E: Dairy Goats
- Division F: Poultry
- Division G: Rabbits
- Division H: Wool
- Division I: Farm Shop
- Division J: Farm Crops
- Division K: Chapter Display Contest
- Division L: FFA Records
- Division M: Showmanship
- Division N: Herdsmanship
- Division O: Livestock Judging Contest



BEEF ENTRY BLANK Division B Exhibitor # _____

Owner Name _____ Owner Phone # _____ E-mail _____

Class	Lot	Sex	Registration Number	Animal Name	Date of Birth	Sire's Registration Number	Dam's Registration Number	Entry Fee
								Total Fees

Complete rules and regulations are under Division B. • Entry fees are \$10 per animal per lot. • Entry deadline is 5pm on July 27.

It is hereby understood & agreed that these animals are entered at the owner's own risk & that show mgmt. won't be responsible for the entries, though all due care will be used to protect them. Josephine County Fair 541-476-3215 • PO Box 672, Grants Pass, OR 97528

JoCo JACKPOT STEER & PROSPECT JACKPOT SHOW ENTRY July 27 Deadline Exhibitor # _____

Owner Name _____ Owner Address _____

Owner Phone # _____ E-mail _____

Steer Name _____

Steer or Calf D.O.B. _____ ENCLOSE ENTRY FEE OF \$25

Stall Space needed for Monday - Saturday YES _____ NO _____

Mail Entries to: Josephine County Fair, PO Box 672, Grants Pass, OR 97528

**For more info. contact Chris Voltz 541-660-3503
or the Fair Office 541-476-3215**
Complete details of the Bonus Steer Show are in Division B- Beef Cattle.
Please read the rules before entering.
Prizes: CASH • Trophy • Buckle

It is hereby understood & agreed that these animals are entered at the owner's own risk & that show management will not be responsible for the entries, though all due care will be used to protect them. Josephine County Fair 541-476-3215 • PO Box 672, Grants Pass, OR 97528

SWINE ENTRY BLANK Division F Exhibitor # _____

Owner Name _____ Owner Phone # _____ E-mail _____

Class	Lot	Ear Notch	Registration Number	Date of Birth	Sire's Registration Number	Dam's Registration Number	Entry Fee
							Total Fees

Complete rules and regulations are under Division F. • Entry fees are \$6 per animal per lot. • Entry deadline is 5pm on July 27.

It is hereby understood & agreed that these animals are entered at the owner's own risk & that show mgmt. won't be responsible for the entries, though all due care will be used to protect them. Josephine County Fair 541-476-3215 • PO Box 672, Grants Pass, OR 97528

SOUTHERN OREGON MARKET SHOW

Weigh-in Tuesday before Fair at 8am • Show: Wednesday • Live Judging at 9am

Owner Name _____ Owner Address _____

Owner Phone # _____ E-mail _____

No. of Entries _____

_____ x \$15 (or \$10) = _____ payable to So. Or. Pork Producers

_____ x \$60 = _____ payable to Alpine Meats

Total Fees Paid _____ Club Name _____

ENTRIES LIMITED TO FIRST 45. ENTRIES MUST BE SUBMITTED WITH TWO CHECKS.
Complete rules and requirements are in Division F heading Entries close on July 27, or after weigh-in on Tuesday before Fair. **No entries will be accepted without entry fees.** Make checks payable to Southern Oregon Pork Producers or Alpine Meats. For more information call Denise Kyker, 541-664-7675.

Mail Entries and checks to: Denise Kyker, P.O. Box 3791, Central Point, OR 97502

It is hereby understood & agreed that these animals are entered at the owner's own risk & that show mgmt. won't be responsible for the entries, though all due care will be used to protect them. Josephine County Fair 541-476-3215 • PO Box 672, Grants Pass, OR 97528

FRIDAY, APRIL 27, 2018 • DAILY COURIER, Grants Pass, Oregon 23

POULTRY SHOW ENTRY BLANK Division H Exhibitor # _____

Owner Name: _____
 Owner Phone Number: _____
 E-mail: _____

Class	Lot	Sex	Breed	Coop	Band	Entry Fee
Total Fees						

Complete rules and requirements in Division H. • Entry Fee \$2 per bird per lot. • Entry deadline is 5pm on July 27.
It is hereby understood & agreed that these animals are entered at the owner's own risk & that show mgmt. won't be responsible for the entries, though all due care will be used to protect them. Josephine County Fair 541-476-3215 • PO Box 672, Grants Pass, OR 97528

GOAT ENTRY BLANK Division D Exhibitor # _____

Owner Name _____ Owner Phone # _____ E-mail _____ Agent _____

Class	Lot	Tatoo	Registration Number	Animal Name	Date of Birth	Sire's Registration Number	Dam's Registration Number	Entry Fee

Complete rules and regulations are under Division D, D1, D2. • Entry fees are \$8 per animal per lot. • Entry deadline is 5pm on July 27.
It is hereby understood & agreed that these animals are entered at the owner's own risk & that show mgmt. won't be responsible for the entries, though all due care will be used to protect them. Josephine County Fair 541-476-3215 • PO Box 672, Grants Pass, OR 97528

ROGUE VALLEY DAIRY ASSOCIATION GOAT SHOW ENTRY FORM

Owner Name _____ Owner Phone # _____ E-mail _____ Agent _____

Class	Lot	Tatoo	Registration Number	Animal Name	Date of Birth	Sire's Registration Number	Dam's Registration Number	Entry Fee

**Mail Entries to: Rogue Valley Dairy Assoc., c/o Maria Lehnhardt
 17555 N. Applegate Road, Grants Pass, OR 97527**

Friday at 9am • Entry Fee: \$5 per Doe
 Supts., Chritina Linnder & Maria Lehnhardt • ceciliasml.aol.com • 541-846-7415
Complete rules and requirements are under Division D1. • Entry deadline is 5pm on July 27.

It is hereby understood & agreed that these animals are entered at the owner's own risk & that show mgmt. won't be responsible for the entries, though all due care will be used to protect them. Josephine County Fair 541-476-3215 • PO Box 672, Grants Pass, OR 97528

4-H Activities



For all 4-H entry forms, explanation cards, evaluation sheets, check sheets, project description sheets, exhibit forms/cards, as well as judging criteria, contact the OSU Ext. Service Office, 215 Ringuette Street, 541-476-6613.

(Many of the above items can be found on the Oregon 4-H State website at: <http://oregon.4h.oregonstate.edu/special-events/state-fair>)

GENERAL ENTRY & EXHIBIT INFO.

- All Jo Co Fair Rules and Regulations apply to 4-H entries unless otherwise noted.
- Project Superintendents have authority over their departments as volunteers acting for the OSU Extension Service 4-H Youth Development Program. Ultimate authority is through the OSU Ext. Service 4-H Agent. The 4-H Agent will deal with issues only after discussion has occurred with club leaders/volunteers &/or project Superintendents.
- Please note that exhibiting at the Josephine County Fair as a 4-H member is a **privilege** earned by following rules and guidelines for 4-H exhibiting as described in this publication and associated 4-H Contest Guides, Handbooks and signed documents.

ELIGIBILITY

- Rules specific to each 4-H project are listed with that project in this Fair book.
- All 4-H Exhibitors should have been enrolled in 4-H in Jo Co no later than the deadline for that project area. A personal health form and a signed Code of Conduct must also have been submitted to participate in County Fair. 4-H Exhibitors must also submit an in progress 4-H Record Book with up-to-date project records, reviewed by their project leader and signed Exhibitor Code of Practice to be eligible to exhibit at County Fair and to purchase a 4-H discounted Fair pass.
- 4-H members enrolled after a project enrollment deadline are not eligible to exhibit in that project at County Fair. They may participate in 4-H Open Contests listed in the 4-H Open Contests section of this Fair Book and/or Presentations and/or exhibit Educational Displays. If they wish to participate in these activities at County Fair they are also eligible to purchase a 4-H discounted Fair pass if they submit an in progress 4-H Record Book with up-to-date project records, and a signed Exhibitor Code of Practice.
- 4-H members, when exhibiting at fair, are grouped into classes based on their age as of Sept. 1st of the previous year. Ore. 4-H uses the following age divisions for eligibility in competitive events: Juniors- ages 9-11 on Sept. 1st; Intermediates- ages 12-14 on Sept. 1st; Seniors- ages 15-19 (not graduated from High School) on Sept. 1st. Although they may not individually exhibit at County Fair, Cloverbuds - ages 5-8 on Sept. 1st may enter a club display & participate in certain group activities designated specifically for 4-H Cloverbuds.
- Some project also designate "Beginner" or "Novice" classes depending upon the participation experience of the member.

STATE FAIR ELIGIBILITY

- 4-H project Superintendents have information regarding eligibility for State Fair exhibits.
- Potential State Fair exhibits must be of blue ribbon quality at the County level and/or be authorized by the project Superintendent and/or 4-H Agent for entry.
- State Fair entries must meet requirements given in the State Fair book.
- All classes are qualifying classes for State Fair exhibits except those noted as "County Classes" or where restrictions are included.
- Only Intermediate & Senior 4-H members can qualify to exhibit animals or enter contests in which attendance is required at State Fair.

EXHIBIT REQUIREMENTS

- All work must be the work of the 4-H member and be completed as part of the current year's project. Work done after County Fair, but prior to October 1 and not previously exhibited, may be included in the next project year.
- All 4-H Fair entry forms must be completed and in the OSU Extension Office no later than the "4-H Fair Entry Day". This deadline will be strictly enforced!
- An in progress 4-H Record Book with up-to-date 4-H project records must also be submitted by the 4-H member with their entry forms.
- A 4-H member may enter only one exhibit per class number unless otherwise specified.
- The same exhibit may not be entered in more than one class unless otherwise specified.
- The 4-H member must be enrolled in the project area in order to exhibit in that project unless otherwise specified.
- No exhibit may be entered in both 4-H and FFA with the exception of the horse and the dog project.
- The 4-H project manuals, contest guides & signed documents shall be the guides for requirements not specified in this Fair book.
- All exhibits should be age appropriate and in good taste. Show management reserves the right to not display items they deem inappropriate.
- Only properly entered, registered, and approved exhibits may be on the fairgrounds.
- Exceptions to the rules during County Fair, for good cause, shall be at the discretion of the project Superintendent. Exceptions should be requested at least 1 hr. before the class begins.
- No entry fee is required of 4-H members participating in the Fair. A \$5 deposit is required with entry forms for selected contests. The deposit is returned when the exhibitor arrives for their scheduled contest time slot. Horse exhibitors may be required to pay a stall fee.
- NO "For Sale" signs may be posted on any 4-H exhibits.
- A 4-H member may exhibit a maximum of three (3) animal science species that are housed on the fairgrounds during County Fair.
- 4-H exhibits are entered & displayed at the risk of the exhibitor. The 4-H County and State personnel will exercise due care to protect exhibits, but will not accept

responsibility for loss or damage due to large crowds, the arrangement of the building in which the exhibits are housed or the great number of exhibits. 4-H members who have exhibits of great sentimental and/or monetary value should carefully consider whether such exhibits should be exposed to the hazards of the fair.

DELIVERY & REMOVAL OF EXHIBITS

- No 4-H animal shall be accepted for exhibit prior to or after the designated delivery time for that species without the consent of the project Superintendent.
- Exhibits in the Exhibit Bldg. are to be delivered between Noon and 4:30pm on the Sunday before the opening of the County Fair. Delivery time for horticulture exhibits (container gardening, flowers, herbs, & vegetables) is indicated under that Division's rules. Any changes will be announced before the fair.
- Time of delivery for horses and other animal exhibits will be announced by each specific project area prior to fair.
- 4-H members or parents of members who begin disassembly/removal of livestock exhibits before the designated release time shall forfeit any award premium monies for that exhibit. In addition, the privilege of participating in future 4-H fairs may be revoked. All horses are released at 6am Wed. morning. All other livestock exhibits and animals are released at Noon Sunday.
- The Junior Livestock Barn and the Swine Barn will be closed between 5am and 11am on Sunday following the Fair. No break-down or removal of displays shall occur during that time period.

6. Exhibits in the OSU Extension Building on the fairgrounds must be picked up between 9:30 and 11:30am on Sunday following the Fair. Unclaimed exhibits will be disposed of unless specific arrangements have been made prior to that morning.

JUDGING AND AWARDS

- An effort is made to secure qualified and competent judges. It is courteous and in the spirit of the 4-H program to gracefully accept the decisions of the judges, which are final. Any concerns are to be directed to the project Superintendent, NOT to the specific judge, NOR to others especially via social media.
- Some exhibits in the OSU Extension Building will be judged by interview. Exhibitors will need to accompany those entries when they are delivered.
- The 4-H program uses the modified Danish Merit System of awards. Those exhibits that do not meet the class requirements will be awarded an "Exhibitor" ribbon. Blue, red and white are awarded according to the following criteria: Blue-Excellent; Red-Good; White-Acceptable, but needs improvement.
- An alternative ribbon award system may be used but only as specifically designated in this fair book.
- In the opinion of the judge, a Champion and Reserve Champion may or may not be selected from each division or class. Only blue ribbon exhibits are eligible to receive Champion or Reserve Champion ribbons. Grand Champions and Reserve Grand Champions shall be selected only from those awarded Champion ribbons.



South 40 Farm Store

www.South40FarmStore.net

Feed & Farm Supplies

Your Local  **PURINA** Dealer

PURINA HONOR SHOW & FEED SUPPLEMENTS FOR CATTLE, SHEEP AND HOGS



- Horse Tack • Feed & Hay
- New 3 Point Tractor Implements and Parts
- Lawn and Pasture



South 40 Farm Store

2475 Williams Hwy. • 541-474-4554 • Family owned since 1989.

4-H Activities

6. Special awards may be presented at the time of judging or at a later time as per project needs.

PREMIUMS

1. Premium money is distributed through the generosity of the Jo Co Fair Board.
2. Club leaders are asked to pick up Premium Vouchers for their entire club at one time.
3. To become a "premium class", the class must have a minimum of 8 entries for three consecutive years or be offered at State Fair.
4. Premium Vouchers must be picked up between 5-6pm on Friday evening or between 9-10am on Saturday morning in the OSU Extension Building on the fairgrounds during Fair week.
5. Vouchers must be exchanged for money between 10am-12 Noon on Saturday morning of Fair week at the Grandstand. This is the ONLY TIME premium money will be distributed. No money will be given out without a voucher.
6. Specific information regarding premiums is available from the OSU Extension Office.

ADMISSION AND PARKING INFO.

1. A 4-H discounted fair pass (armband) will be available for \$5 for each 4-H member properly enrolled according to fair eligibility requirements.
2. A 4-H discounted fair pass will be available for \$7 for each currently enrolled 4-H leader/volunteer helping their club and/or club members who are participating in the fair.
3. A discounted season fair pass will be available for parents/guardians (2/family) of 4-H members exhibiting at Fair through their child's club. Contact the primary leader for further information.
4. All others may purchase discounted fair passes prior to fair at the fairgrounds. Watch for advertisements or call the fairgrounds at 541-476-3215.
5. Limited parking space is available in the OSU Ext. parking lot for 4-H volunteers and club families. Parking passes shall be distributed through 4-H clubs only as space is available, certain requirements have been met and according to need. All project Superintendents shall receive a parking pass and a designated parking space.

APPROPRIATE DRESS AND CODE OF CONDUCT

1. The Code of Conduct signed by every member at the time of enrollment shall be enforced, as well as the signed Exhibitor Code of Practice which is submitted with fair entries.
2. 4-H members are expected to conduct themselves in a manner that reflects well upon themselves & 4-H. 4-H exhibitors displaying inappropriate behavior, including unacceptable language & dress, deemed so by the project Superintendent, 4-H Agent, & /or Fair management may be required to withdraw themselves & their exhibits from fair.
3. Clothing for all members is to be neat, clean & appropriate for the activity. Horse & livestock members are to wear close-toed shoes when in the barn or working with animals. Show clothes requirements are published in the 4-H Update prior to fair & are to be followed for each specific animal species.

4. 4-H club leaders/volunteers working with project Superintendents are expected to educate youth concerning appropriate dress issues, Code of Conduct and fair as well as ethical behavior as they arise in the 4-H area. Members, once it is brought to their attention, will be given an opportunity to comply with the dress code (another change of clothes, Green Closet, available t-shirts for tops, colored tape for holes in pants, etc.) Code of Conduct and/or the required fair and ethical behavior. Members found to be unwilling to comply could become ineligible for participation in the remainder of County Fair and/or future exhibition (consequences to be determined by the 4-H Agent in consultation with the project Superintendent and club leader). Willful non-compliance must be from first-hand knowledge and be documented in writing and signed.

5. 4-H leaders/volunteers are expected to conduct themselves in a manner that reflects well upon themselves & 4-H. They are also expected to follow the **Adult Volunteer Agreement** signed by every volunteer at the time of enrollment & the **4-H Leader/Volunteer Code of Practice** which was signed and submitted with fair entries.

6. ALL adults (including parents) associated with the 4-H program are reminded that their behavior & appearance is a model for all 4-H members. Adult language, behavior and dress are to reflect the spirit of the 4-H program, especially when wearing the 4-H emblem.

4-H OPEN CLASSES/CONTESTS

Most open to all 4-H members
(see individual rules)

GRAHAM CRACKER HOUSE COUNTY CLASS, RIBBONS ONLY

1. Open to any enrolled 4-H member. Open to Cloverbuds as a club display only.
2. Houses must be on a sturdy base no larger than 12"x12" that will support the weight of the house.
3. Everything that is showing must be edible. Lollipops with sticks are acceptable as long as they contribute to the design of the decorations. No toothpicks are allowed.
4. Houses could be several stories high and/or several smaller houses could be part of the exhibit as long as it fits within the 12"x12" base requirement & can be easily moved.
5. Hot glue may be used inside the house for stability but must not be seen from the outside of the house.
6. Total exhibit cost must not exceed \$10.
7. A list of ingredients with associated costs must accompany the exhibit. Include your name, grade, age and club.

Note: Fill in the blank in the class number with the appropriate number below:

Cloverbud Club- 0, Junior- 1, Intermediate- 2, Senior- 3

511 700 00_ Graham Cracker House

CRAFT CORNER

COUNTY CLASS, RIBBONS ONLY

1. Open to any enrolled 4-H member. Not open to Cloverbuds.
2. No larger than 24"x24" and 2' in height.

3. Must be able to easily lift and move craft in one piece.

4. Mount small crafts on cardboard or enclose in a Ziploc bag so that it can be easily displayed.

5. May enter up to 4 items.

Note: Fill in the blank in the class number with the appropriate number below:

Junior- 1, Intermediate- 2, Senior- 3
238 700 00_ Craft Corner

DECORATED ROCK(S)

COUNTY CLASS, RIBBONS ONLY

1. Open to any enrolled 4-H member. Not open to Cloverbuds.

2. Exhibit must be no larger than 24"x24" and 2' in height.

3. Exhibit may consist of 1 or more rocks but must be able to be easily lifted and moved in one piece.

4. May enter up to 4 exhibits.

Note: Fill in the blank in the class number with the appropriate number below:

Junior- 1, Intermediate- 2, Senior- 3
239 700 01_ Decorated Rock(s)

RECYCLED EXHIBIT

COUNTY CLASS, RIBBONS ONLY

1. Open to any enrolled 4-H member. Not open to Cloverbuds.

2. Exhibit must be clean and for safety reasons not contain any of the following:

- living organisms - plant or animal
- any liquids
- aerosol bottles or other pressurized gases
- glass
- hazardous substances
- sharp items

4-H building supervisor has the final say.

3. No larger than 24"x24" & 6' in height.

4. Must be able to easily lift and move exhibit in one piece.

5. May enter up to 2 items.

Note: Fill in the blank in the class number with the appropriate number below:

Junior- 1; Intermediate- 2; Senior- 3
238 800 00_ Recycled Exhibit

FASHION REVUE CONTEST READY TO WEAR

1. Open to any enrolled 4-H member. Not open to Cloverbuds.

2. See Contest rules & requirements under the FAMILY & CONSUMER SCIENCE section, FASHION REVUE CONTEST- READY TO WEAR.

FASHION REVUE CONTEST - CHALLENGE

1. Open to any enrolled 4-H member. Not open to Cloverbuds.

2. See Contest rules & requirements under the FAMILY & CONSUMER SCIENCE section, FASHION REVUE CONTEST- CHALLENGE.

HONEYBEE EDUCATIONAL DISPLAY

1. Open to any enrolled 4-H member. Not open to Cloverbuds.

2. An educational exhibit relating to honeybees, honeybee keeping, honeybee products or honeybee information.

3. See Contest rules & requirements under the COMMUNICATIONS section, EDUCATIONAL DISPLAYS.

Note: Fill in the blank in the class number with the appropriate number below:

Junior- 1, Intermediate- 2, Senior- 3, Club- 4
821 200 00_ Honeybee Educational Display

SCIENCE INVESTIGATIVE DISPLAY

1. Open to any enrolled 4-H member. Not open to Cloverbuds.

2. The purpose of this type of exhibit is for members to communicate the processes and outcomes of a scientific investigation they design and conduct themselves.

3. See Contest rules and requirements under the SCIENCE section.

COMPUTER

1. Open to any enrolled 4-H member. Not open to Cloverbuds.

2. The purpose of this type of exhibit is for members to identify a problem to solve or create an application involving technology.

3. See Contest rules and requirements under the SCIENCE section.

SCARECROW EXHIBIT

COUNTY CLASS, RIBBONS ONLY

County Class, Ribbons Only

1. Open to all traditional 4-H Clubs. Open to Cloverbuds as a club display.

2. Only one entry per club. Include club name and list of members who participated.

3. Entry is to be the product of the 4-H members' efforts only.

4. Entry is to reflect the Fair Theme.

710 700 000 Scarecrow Exhibit

STICK HORSE SHOW

COUNTY CLASS, RIBBONS & AWARDS

1. Open to 4-H Cloverbuds and 4-H family members in grades K-3 or ages 6-9 ONLY.

2. Participants should bring their own "mounts". A limited number of "mounts" are available for use on a first come, first served basis.

3. Name of the rider & "mount" is required. If rider is not enrolled in 4-H a waiver of liability will need to be signed by a parent/guardian.

4. All participants will receive "awards".

5. Event will take place in the covered arena on Wed., Aug. 15 at Noon. If the time changes it will be announced at the 4-H Livestock Exhibitor morning meeting.

6. No entry numbers are required.


THE BOUNTY

COUNTY CLASS, RIBBONS & AWARDS

1. Open to any enrolled 4-H member. Not open to Cloverbuds.

2. Exhibit is to have 5 different vegetable groups represented.

3. See Contest rules and requirements



Evergreen applauds youth making a positive difference in our community.




Leah Stone with her FFA/4-H Steer.

“Evergreen Federal Bank recognizes the achievements of students who participate in 4-H and FFA programs. We admire your dedication and hard work. We are encouraged by the positive difference you make in our community.”

– Jeff Hyde
President/CEO, Evergreen Federal Bank



Your **DIY** Headquarters



Get a Jump on

SPRING PLANTING

GREAT

outcomes with
Quality Products from

Copeland

Landscape Supply

695 S.E. J St.,
Grants Pass

541-476-4441

Home of **THE BEST**
Raised Bed Soils
in Southern Oregon!

*We can Deliver
on Saturdays!*

Now carrying
Down To Earth
materials.



- **Top Soil & Amendments**
- **Bark Mulch**
- **Organic Compost**
- **Flat Rock**
- **Worm Castings**
- **Pebbles & Sand**
- **Bagged Products**
- **Boulders**
- **Bubbler Fountains**
- **Wood Chips**



OPEN: Mon.-Fri. 7am-5pm • Sat. 8am-5pm

4-H Activities

under the HORTICULTURE section, THE BOUNTY.

LIVING FLORAL ARRANGEMENT COUNTY CLASS, RIBBONS & AWARDS

1. Open to any enrolled 4-H member. Not open to Cloverbuds.
2. Exhibit is to explore creativity. Unique containers are welcome.
3. Minimum of 5 individual plant types used.
4. See Contest rules and requirements under the HORTICULTURE section, LIVING FLORAL ARRANGEMENT.

LIVESTOCK JUDGING CONTEST COUNTY CLASS

1. Open to any enrolled 4-H and FFA member. Not open to Cloverbuds.
2. Individuals will be grouped as Beginners, Juniors, Intermediates and Seniors.
3. This contest is one of the approved judging contests used to qualify as a member of the Jo Co 4-H Livestock Judging Teams for the following year.
4. The Jo Co 4-H Livestock Judging Team members will be selected based on the highest average scores from approved Livestock Judging Contests held earlier in the 4-H year.
5. Event will take place in the Junior Livestock Barn on Fri., Aug. 17 at 9:30am. If the time changes it will be announced at the 4-H Livestock Exhibitor morning meeting.
6. No entry numbers are required.

EXTENSION BUILDING EXHIBITS AND CONTESTS

Exhibits are displayed in OSU Ext. Service Building on the Fairgrounds and/or participated in according to the Fair Schedule.

GENERAL RULES

1. All exhibits must be conspicuously labeled with name, club, grade and project name as required in the project description.
2. Exhibitors must be enrolled in the project area in which they enter with the exception of the 4-H Open Classes/Contests.
3. All 4-H Exhibits are entered at the owner's risk. Neither the fairgrounds nor the 4-H program are responsible for exhibits. See EXHIBIT REQUIREMENTS #15 under 4-H Entry and Exhibit General Information.
4. All items exhibited must be owned by the 4-H member & be a product of their work during their current year's enrollment. However, work done after County Fair & prior to Oct. 1st of the next 4-H year's enrollment may be exhibited in that year's County Fair.

DELIVERY & RELEASE OF EXHIBITS

1. Each exhibitor is responsible for delivering his/her entries to and from the fairgrounds. Exhibits to be displayed in the Extension Building must be entered between noon and 4:30pm on Sun., Aug. 12. No item to be interview judged will be accepted after 4:15pm.
2. Fashion Revue will be judged on Friday, August 10 beginning at 9am. Fashion Revue will be publically modeled on Saturday, August 18 at 4:30pm.
3. Extension Building exhibits will be released between 10-10:30pm on Sat., Aug. 18. State Fair exhibits will be accepted during that time if special arrangements have been made by noon on Saturday. All

remaining Extension Building exhibits will be released between 9:30-11:30am on Sun., Aug. 19. State Fair exhibits will also be accepted during that time and will leave for State Fair at 11:30am. NO LATE EXHIBITS WILL BE ACCEPTED.

4. Exhibits unclaimed by 11:30am will be disposed of with the ribbons held for the exhibitor.

JUDGING AND AWARDS

1. The decision of the judges is final in all classes and contests.
2. Ribbons awarded must be left on the exhibits for display during County Fair.
3. Those exhibitors selected for special awards must write a "Thank you" note and deliver to the building supervisor before the award can be released to them. Notes can be written any time during County Fair.

STATE FAIR INFORMATION

1. Up to three exhibits per class may be selected by the judge for State Fair, if there is a corresponding class at State Fair.
2. State Fair exhibits must be Blue ribbon quality as deemed by the judge, and/or approved by the project Superintendent and/or the 4-H Agent.
3. It is the responsibility of the 4-H member to seek out information about which if any of their exhibits have been selected for State Fair. It is also the responsibility of the 4-H member to seek out information as to the procedure they need to follow to enter those exhibits in State Fair. This is NOT an automatic process and the 4-H member needs to take an active part.

COMMUNICATIONS EDUCATIONAL DISPLAYS

1. Exhibitors may enter 1 exhibit per age division class and be part of a club entry. Seniors & Intermediates may also enter one exhibit in the Celebrate Our World class.
2. These classes are open to all 4-H members. Open to Cloverbuds as a Club Display ONLY.
3. These classes are especially appropriate for those projects that have no separate exhibit classes or for locally developed projects. (Note: Educational displays about honeybees should be entered in the Honeybee Educational Display under the Open Contests. Educational displays about science should be entered in the Science Investigation Display classes under the science exhibits.)
4. The exhibit may be a poster or a three-dimensional display. Single posters may be displayed by hanging. All other displays must be free standing.
5. Posters are limited in size to 30" by 24".



4-H Activities

Individual three-dimensional displays are limited in size to 48" wide (measured when lying flat), 24" deep (front to back), and 36" high. Club exhibits are limited in size to 60" wide, 24" deep (front to back), and 36" high. The weight of any display cannot exceed 30 lbs.

6. Exhibits may include pictures, models, diagrams, and actual articles if they qualify under the safety standards listed below.

7. Drawings or photos which are an essential part of the display should be firmly attached to the board.

8. Loose materials like soil, bark or sand must be displayed in closed containers.

9. All information contained in the exhibit must be able to be viewed by the public by looking at the display. **No books or notebooks will be accepted as part of the display.** The display may include flyers, business cards, information sheets, etc. for public distribution. Enough should be provided to last throughout the entire fair. Sources must be listed on the front of the display.

10. **The following materials will not be allowed on the display for safety reasons:**

- living organisms - plant or animal
- any liquids
- aerosol bottles or other pressurized gases
- glass
- hazardous substances
- sharp items

11. Display (all parts) should be able to last the duration of the fair in good repair.

12. **Each piece of the exhibit must have the member name, county and class number securely attached to it. All parts of the exhibit should be attached to one another in some way to keep the exhibit together as a unit.**

13. Club exhibits are to be entered under the club name but must include the names of all members & volunteers. This may be on a separate paper securely attached to the back of the exhibit. Club exhibits will receive one ribbon.

14. An Educational Display Exhibit Explanation Card (000-01) must be attached to each exhibit.

Note: Fill in the blank in the class number with the appropriate number below:

Junior- 1, Intermediate- 2, Senior- 3, Club- 4
214 100 00_ Educational Display

2018 CELEBRATE OUR WORLD: MEXICO

To celebrate the diversity in our world, each year the Oregon 4-H project areas will focus attention on the cultures of a different country or region of the world. This special emphasis allows members to focus on learning about the country/region and the skills and techniques unique to that culture.



Note: Fill in the blank in the class number with the appropriate number below:

Intermediate - 2, Senior - 3, Club - 4

214 800 00_ Celebrate our World inspired educational display

PRESENTATIONS

1. Presentations are divided into 4 types: demonstrations, illustrated talks, public speeches and impromptu speeches.

2. All 4-H members may present a demonstration or illustrated talk. Only Intermediates and Seniors may present a Public or Impromptu Speech.

3. Exhibitors may enter one entry in each class as long as the subject matter is different for each.

4. Exhibitors will be expected to use a microphone. A table & easel will also be provided. A computer and projector can be available with prior notice.

5. The use of notes is permitted for the demonstrations, illustrated talks and public speeches. However, the excessive use of notes may be counted against the exhibitor at the judge's discretion.

6. During the presentation the exhibitors should introduce themselves by name & topic.

7. Exhibitors should cite their major references at the conclusion of their demonstration, illustrated talk or public speech. (Citing references is not included in the time.)

8. Anyone may ask questions of the exhibitor(s) at the conclusion of their demonstration, illustrated talk or public speech.

9. Exhibitors will be interviewed by the judge at the conclusion of their presentation.

DEMONSTRATIONS AND ILLUSTRATED TALKS

1. A demonstration shows how to do something with a finished product at the end. An illustrated talk is a way to share information with the use of visual aids.

2. Topics may be anything the exhibitor wants to share with others that is appropriate to the venue and within the guidelines and spirit of 4-H. The final decision as to the appropriateness of a topic will be at the discretion of the Superintendent.

3. A member may not present the same topic more than once at a County Fair.

4. Teams will consist of two exhibitors. If one member is a senior and the other an intermediate, the presentation should be entered in the senior level.

5. Each team or individual will have 15 minutes to setup, present, answer questions and clear the area. All work must be done by the exhibitor. The actual presentation should be 7 - 10 minutes long.

6. Exhibitors must furnish all supplies and equipment required beyond that already furnished. If other special equipment is needed, contact the Presentation Superintendent.

Note: Fill in the blank in the class number with the appropriate number below:

Junior- 1, Intermediate- 2, Senior- 3

211 600 01_ Demonstration, Individual

211 600 02_ Demonstration, Team

211 601 01_ Illustrated Talk, Individual

211 601 02_ Illustrated Talk, Team

2018 CELEBRATE OUR WORLD: MEXICO

To celebrate the diversity in our world, each year the Oregon 4-H project areas will



2018

Racing on the Rogue

**Grants Pass Downs
Don Jackson Racing Facility**

Josephine County Fairgrounds



**JUNE
16, 17, 23,
24 & 30**

**JULY
1, 4, 7 & 8**

Southern Oregon
Horse Racing
ASSOCIATION

**GATES OPEN
11:30 AM
1st Race
POST TIME 1:00PM**

Admission \$4 • FREE Parking

Photo courtesy of Joel Takarsh, Daily Courier



The power to turn heads
meets the power to recline.



When it comes to new furniture, it's not easy finding a sofa that pleases everyone. But with duo™ by La-Z-Boy, you get stylish design and reclining comfort at the touch of a button. You even get your choice of sofas, chairs, loveseats and sectionals, making it easy to design your perfect room. So what are you waiting for? Discover duo, stylish furniture without a stitch of sacrifice. See the full line at la-z-boy.com/medford.







LA Z BOY
 FURNITURE GALLERIES®

Live life Comfortably.®

Medford, OR • 541-535-5242

Bend, OR • 541-617-1717

Join the conversation.    

4-H Activities

focus attention on the cultures of a different country or region of the world. This special emphasis allows members to focus on learning about the country/region and the skills and techniques unique to that culture. Note: Fill in the blank in the class number with the appropriate number below:

Intermediate - 2, Senior - 3

211 800 00_ Celebrate our World inspired presentation

211 800 02_ Team Celebrate our World inspired presentation

2018 FAMILY AND CONSUMER Science Presentations

Seniors only: If you would like to qualify for the National FCS Classic in Denver, Colorado, you must give your presentation at State Fair on Saturday, August 25th, Sunday the 26th, or Monday the 27th.

The subject matter must pertain to the home economics or family and consumer sciences subject matter such as foods and nutrition, food preservation, home environment, clothing and textiles, knitting & crocheting, child development, finance, time management, emergency preparedness, or healthy living.

PUBLIC SPEECHES

1. A public speech may be informational or persuasive. NO visual aids may be used.

2. Topics may be anything the exhibitor wants to share with others that is appropriate to the venue and within the guidelines and spirit of 4-H. The final decision as to the appropriateness of a topic will be at the discretion of the Superintendent.

3. A member may not present the same topic more than once at a County Fair.

4. Speeches should be 7-10 minutes long.

211 602 012 Public Speaking, Intermediate
211 602 013 Public Speaking, Senior

2018 CELEBRATE OUR WORLD: MEXICO

To celebrate the diversity in our world, each year the Oregon 4-H project areas will focus attention on the cultures of a different country or region of the world. This special emphasis allows members to focus on learning about the country/region and the skills and techniques unique to that culture.

Note: Fill in the blank in the class number with the appropriate number below:

Intermediate - 2, Senior - 3

211 801 00_ Celebrate our World inspired public speech

IMPROMPTU SPEECHES

1. An impromptu speech is composed and delivered with no prior preparation. NO

visual aids may be used.

2. Presenters will draw topics at random.

3. Once the topic is drawn the presenter has 5 minutes to prepare before they begin their speech. The presenter may write notes on one 3x5" note card which will be provided.

4. No questions may be asked at the conclusion of the speech.

5. Speeches should be 3-5 minutes long.

211 603 012 Public Speaking, Intermediate

211 603 013 Public Speaking, Senior

VIDEOGRAPHY

1. Open to all 4-H members in all project areas.

2. Individual members and/or teams may enter one exhibit per class.

3. Suitable topics include project and non-project related subject matter.

4. All portions of the video and sound must reflect the ideals of the 4-H program, and comply with the 4-H Code of Conduct and Exhibitors Code of Practice.

5. Audio and video not actually recorded by the member(s) must be from the public domain or not infringe on copyright.

6. Public display of the video will be at the discretion of 4-H management.

7. Videos must be between 30 seconds and 10 minutes long, not including the entry information at the beginning or the credit roll at the end. All audio and video parts not recorded by the member(s), must be given credit at the end of the video.

8. To be eligible for judging, videos must be presented in a format viewable on any computer or uploaded to a website. Options and instructions are available from the OSU Extension Office.

9. All exhibits must be accompanied by a Videography Exhibit Explanation Card (213-02).

Note: Fill in the blank in the class number with the appropriate number below:

Junior- 1, Intermediate- 2,

Senior- 3, Club/Team- 4

213 100 00_ Promotional (advertisements, public service announcements, other promotional pieces)

213 200 00_ Documentary (oral history, travel log and other documentary pieces)

213 300 00_ Educational (would include "how to" or informational pieces)

213 400 00_ Performance (emphasize capturing a performance- not the quality of the performance itself)

213 500 00_ Animation

2018 CELEBRATE OUR WORLD: MEXICO

To celebrate the diversity in our world, each year the Oregon 4-H project areas will focus attention on the cultures of a different country or region of the world. This special emphasis allows members to focus on learning about the country/region and the skills and techniques unique to that culture.

Note: Fill in the blank in the class number with the appropriate number below:

Intermediate - 2, Senior - 3

213 800 00_ Celebrate our World inspired videography project

EXPRESSIVE ARTS - ART

1. Art has two divisions based on whether the entry is entirely original (Original Art) or includes components that have been

designed or created by others (Non-original Art), such as instructional patterns, pre-stamped or printed outlines, rubber stamps, commercial stencils, stickers, printed papers, etc. If parts are designed and created by others, the explanation to the judge should explain how the member made the decisions about how to incorporate these pieces into the total design. The pre-designed component must not be the total design. In both divisions, members are expected to create their work by applying the elements and principles of design.

2. Artwork may not be framed with the exception of work done with chinks, charcoals, or pastels. If work done with chinks, charcoals, or pastels is framed, light weight frames with plastic rather than glass should be used for protection during display. No glass is allowed.

3. Artwork is to be mounted for display, including jewelry. All jewelry exhibits must be mounted in some way to a board or fabric covered board for display. Matting, spray fixatives and/or over wrap with plastic are acceptable for protection of the artwork. If an item is meant to hang, a hanger that will support the weight of the item must be securely attached. Adhesive plastic hangers are encouraged to protect other artwork. Two adhesive hangers per hanging art piece are suggested. They are available through the OSU Extension Office.

4. All items made from clay (except modeling clay) must be exhibited in the Ceramics and Pottery division.

5. All work done on an item that is wearable clothing or accessory must be exhibited in a Wearable Art category.

6. Exhibits should not contain parts that expose the public or volunteers to injury (i.e. sharp edges or points.)

7. In addition to the exhibit tag, each piece of an exhibit must be labeled on the back or bottom with the member's name, county, and exhibit class number. Exhibits that have more than one piece need to be tied together or connected together in some way so the pieces can be considered as one exhibit.

8. For art projects to qualify for judging a fully completed 4-H Expressive Arts Exhibit Explanation card (231-02) must be attached. These forms take the place of interviewing judging at State Fair, so be as thoughtful and comprehensive as possible when sharing the required information.

9. Public display of exhibits will be at the discretion of 4-H management.

10. County Fair: Members may enter up to 6 classes in the Original Art division and up to 6 classes in the Non-original Art division, with no more than 1 entry per class number.

11. State Fair: Members may enter up to three classes in the Original Art division & up to 3 classes in the Non-original Art division, with no more than one entry per class number.

12. Intermediate and Senior members may also enter one exhibit in the Celebrate our World class.

Note: Fill in the blank in the class number with the appropriate number below:

Junior- 1, Intermediate- 2, Senior- 3

ORIGINAL ART

Member applies the elements and prin-

ciples of design to create work that is entirely their own.

DRAWING

231 101 01_ Graphite Pencil - original work using graphite pencil media

231 101 02_ Colored Pencil - original work using colored pencil media

231 101 03_ Charcoal - original work using charcoal media

231 101 04_ Pen & Ink or Markers - original work using Pen and Ink or Marker media

231 101 05_ Scratch Board - original work using a scratch board media

231 101 06_ Multi-media - original work using a combination of media to create a line drawing

PAINTING

231 100 04_ Water Color, Tempera, or Other Water Media (original painting using a water media (identify media used)

231 100 05_ Acrylic painting (original work using acrylic paint media)

231 100 06_ Oil Painting (original work using oil paint media)

231 100 18_ Pastels (original work using pastel media)

POTTERY (Exhibits evaluated using the judging criteria outlined on the Pottery Evaluation Sheet (231-03)

231 200 21_ Pottery or clay work, using a slab technique

231 200 22_ Pottery or clay work, using a pinch technique

231 200 23_ Pottery or clay work, using a coil technique

231 200 24_ Pottery or clay work, using a wheel throwing technique

231 200 25_ Pottery or clay work, using a combination of two or more of the above techniques

231 200 26_ Pottery or clay work, featuring a glaze; fired or non-fired

PRINT MAKING OR STENCILING

231 100 07_ Print or Stencil (original work using print making or stenciling techniques with a design created by the member. (Use of purchased commercial stencils is not appropriate.)

COLLAGE OR MOSAIC

231 100 08_ Collage or Mosaic (original work using collage or mosaic techniques with a design created by the member. Media might include paper, tile, wood, glass, seeds, etc.) (Note: this class does not include scrapbooking.)

DYEING AND MARBLING

231 100 09_ Dyeing and Marbling (original work using marbling or dyeing techniques such as batik or dye painting.)

OTHER TWO DIMENSIONAL WORK

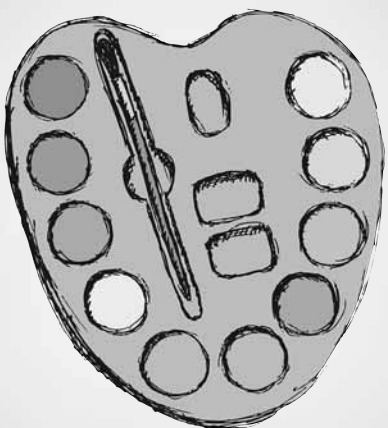
231 100 10_ Other Two Dimensional Work (original two-dimensional work using techniques other than those listed for classes above. Examples might include cut paper or calligraphy.)

MULTIPLE MEDIA - TWO DIMENSIONAL

231 100 11_ Multiple Media (original two-dimensional work that incorporates two or more of the techniques and/or media described above.)

CARVING

231 100 12_ Carving (original three-dimensional work using subtractive tech-



4-H Activities

261 100 60_ Embroidery (Projects using crewel, machine sewn, drawn thread, pulled thread, punch needle, smocking, and other stitchery methods. No cross-stitched or needlepoint.)

261 100 61_ Needlepoint (Projects using needlepoint techniques.)

261 100 62_ Cross-Stitch (Projects using cross-stitch techniques.)

261 100 70_ Appliqué Quilts (Quilts of any size made using hand or machine appliqué techniques. Attachment method must involve manipulation of fiber. (Adhesives and paint are not included.) If quilted by someone other than the member, explain on the Fiber Arts Exhibit Explanation Card.)

261 100 72_ Appliqué on other items (Items other than quilts made using hand or machine appliqué techniques. Might include clothing, wall hangings, pillows, linens, etc. Attachment method must involve manipulation of fiber. (Adhesives and paint are not included.) Base item may be purchased or made by member.)

261 100 75_ Patchwork Quilts, using kits (Quilts of any size made using piecing techniques such as English, traditional American, Seminole, etc. A kit is a complete "quilt in a bag" where all of the fabrics, the pattern, instructions for embellishment, et. al. are all included. The fabric selection & cutting has all been predetermined by someone other than the member. If the completed item is quilted by someone other than the member, please note this on the Fiber Arts Exhibit Explanation Card.)

261 100 76_ Patchwork Quilts, no kits (Quilts of any size made using piecing techniques such as English, traditional American, Seminole, etc. Members may choose to follow a pattern, such as Log Cabin, but the fabric selection, fabric layout, & all cutting is done by the member. If the completed item is quilted by someone other than the member, please note this on the Fiber Arts Exhibit Explanation Card.)

261 100 77_ Patchwork on other items (Items other than quilts made using piecing techniques such as English, traditional American, Seminole, etc. Might include clothing, wall hangings, pillows, linens, etc.)

261 100 80_ Quilting, hand stitched (Multi layered projects made using hand quilting stitches. Items should have top layer, filling or batting, and bottom layer held together by the hand stitching. All work done by the member.)

261 100 81_ Quilting, machine stitched (Multi layered projects made using machine quilting stitches. Items should have a top layer, filling or batting, and bottom layer held together by machine stitching. All work done by the member.)

261 100 82_ Quilting, tied (Multi layered projects made using tying to hold the layer together. Items should have a top layer, filling or batting, and bottom layer held together by the tie stitches.)

261 100 90_ Papermaking (Projects resulting from actual papermaking.)

2018 CELEBRATE OUR WORLD: MEXICO

To celebrate the diversity in our world, each year the Oregon 4-H project areas will focus attention on the cultures of a different country or region of the world. This special

emphasis allows members to focus on learning about the country/region and the skills and techniques unique to that culture. The exhibit is to be inspired by the country of celebrations and the Celebrate our World Explanation Card (998-03) is to be completely and thoughtfully completed and securely attached to the exhibit.

Note: Fill in the blank in the class number with the appropriate number below:

Intermediate – 2, Senior – 3

261 800 11_ Celebrate our World inspired fiber art project

LEATHERCRAFT

1. Each exhibit will consist of 1 article (a pair of gloves, slippers, etc., is considered 1 article).

2. If a project qualifies for more than one class, the member should decide which part of their work they would like to emphasize by selecting the appropriate class.

3. Overall appearance of the entire article will be considered during judging.

4. To qualify for judging, a fully completed 4-H Expressive Arts Exhibit Explanation card (251-01) must be attached.

5. Each article must be labeled with the member's name, county, and exhibit class number. When a pair of articles makes up an exhibit, the articles must each be labeled (as above) and attached to each other.

6. County Fair: Members may enter one exhibit per class.

7. State Fair: Members may enter up to three classes. Only one article may be exhibited per class.

8. Intermediate and Senior members may also enter one exhibit in the Celebrate our World Class.

Note: Fill in the blank in the class number with the appropriate number below:

Junior - 1; Intermediate - 2; Senior - 3

251 100 01_ Stamping techniques (Demonstrates the use of alphabet stamps, number stamps, & 2-D and 3-D image stamps of any size. Use of the swivel knife and other tools may be incorporated into overall design.)

251 100 02_ Floral Carving (Demonstrates use of basic tools and carving techniques on designs primarily using elements such as flowers, leaves, seeds, nuts, or scrolls. Basic tools can include, but are not limited to, swivel knife, beveler, veiner, pear shader, camouflage, backgrounder, and seeder. Carving techniques should show proper use of the selected tools to create the overall design. Use of color is allowed.)

251 100 03_ Geometric and basketweaves (Demonstrates use of geometric or basketweave tools to create appropriate design. Design may include use of the swivel knife and other tools.)

251 100 04_ Figure carving, Pictorial carving, or Embossing Techniques (Demonstrates Figure carving, Pictorial carving, or Embossing techniques. The application of color is appropriate but not required.)

251 100 05_ Use of Color (Demonstrates at least one of the following techniques: solid color, antique stain, block dyeing, background dyeing, resist dyeing, air brushing, or use of multiple colors.)

251 100 06_ Lacing techniques

(Demonstrates assembly of project using appropriate lacing techniques.)

251 100 07_ Assembly Techniques: Include Stitching (assembly of project using appropriate hand or machine stitching techniques); Zipper installation; lining application; edging (appropriate rounding of edges and burnishing or slicking techniques); Hardware application (demonstrates appropriate application of hardware such as snaps, rivets, buckles, D-rings, clasps, 3 ring binders, key mounts, bar clamps, spots, conchos, etc.)

251 100 08_ Edging (Demonstrates appropriate rounding of edges and burnishing or slicking techniques. Edge dye may be applied but is not required)

251 100 09_ Hardware Application (Demonstrates appropriate application of hardware such as snaps, rivets, buckles, D-rings, clasps, 3 ring binders, key mounts, bar clamps, spots, conchos, etc.)

251 100 10_ Advanced techniques (Includes filigree, designing own tooling pattern, designing and cutting of interior pieces or lining, cutting project from hide or leather, rolled edges, folding, skiving, molding, lining application, and zipper installation. The advanced technique should be a major or important element of the overall project.)

251 100 11_ Major Article (Should show the ability to handle an advanced project that includes skills from at least 3 of the other classes.)

251 100 12_ Other creative techniques (project demonstrates creative techniques such as Pyrography (burning), braiding, knot work, sculpting and molding, or appliqué.)

2018 CELEBRATE OUR WORLD: MEXICO

To celebrate the diversity in our world, each year the Oregon 4-H project areas will focus attention on the cultures of a different country or region of the world. This special emphasis allows members to focus on learning about the country/region and the skills and techniques unique to that culture. The Celebrate our World Explanation Card (998-03) is to be completely and thoughtfully completed and securely attached to the exhibit.

Note: Fill in the blank in the class number with the appropriate number below:

Intermediate – 2, Senior – 3

251 800 11_ Celebrate our World inspired leathercraft project

PHOTOGRAPHY

1. The following classes are for still photography. Entered video projects under Communications.

2. All photos must have been originally taken by the member.

3. Public display of exhibits will be at the discretion of 4-H management.

4. To qualify for judging, a fully completed 4-H Photography Exhibit Explanation Card (241-01) must be attached.

5. Photography classes are divided by subject matter or technique. If a photo includes more than one type of subject (i.e. people and animals), the member should decide which category is the most appropriate.

6. Digital and film photos will be included in the same class except as restricted by the class description.

7. Color and black and white images will be included in the same class according to subject or technique.

8. All single images must have one side, the shorter side, no less than 5". The final exhibit size including either mount or mat must be no less than 8"x10" & may not exceed 16"x20". Any commercially available pre-cut mats that accommodate these size ranges are acceptable. Mats cut by the member must meet the size specifications.

9. Photos must be either mounted or matted with a rigid backing using any material firm or rigid enough to protect the photos on the backside and should not show when viewing the exhibit. Photos MAY NOT be entered only matted; they must have a backing for protection. The surface which shows from behind mounted only photos or matted photos must be mat board. Poster board is not acceptable for mounting or matting. For more information on matting and mounting please visit the State 4-H website: <http://oregon.4h.oregonstate.edu/special-events/state-fair/cm-expressive-arts>

10. Exceptions to photo size limits include: Class 241 100 10_ Panoramic - photos must be at least twice as long in one direction as they are in the other direction. Matted or mounted exhibit must not exceed 16"x20".

Class 241 100 11_ Photojournalism - may include photos of any size mounted on a single board must not exceed 16"x20".

Class 241 100 12_ Creative Process - original image may be 4"x6", final image (no less than 5" on the shorter side of photo). Final exhibit, showing both photos mounted on the front, must not exceed 16"x 20"

Class 241 100 16_ Creative uses - size determined by the use

11. Captions must not be used except in:

Class 241 100 11_ Photojournalism

Class 241 100 16_ Creative Uses

Class 241 100 17_ Technical Challenge

12. No additions or embellishments to mats or mounts.

13. No plastic covered pictures.

14. No glass is allowed.

15. No frames are allowed in any class.

16. No date imprints are allowed in photos.

17. Exhibits must be ready for hanging. Adhesive plastic hangers are recommended. Attach new plastic hangers at the top of the exhibit on the right and left corners, with approximately 1/2 inch of the hanger showing above the mat/mount board. If the weight of the exhibit requires more support, use additional secure hangers but be sure they are taped or covered in a manner to protect other exhibits from damage if exhibits are stacked.

18. Exhibitor's name, county, and the class number should be printed on the back of the exhibit. The club Technical Challenge exhibit must be entered under the club name and have the names of all club members participating listed on the back.

19. Attach 4-H Exhibits tags neatly to the lower right-hand corner of the exhibit and on the back of the exhibit. Explanation cards should be attached to the back of the exhibit with the writing visible to the judge. Think neatness and visual appeal when preparing the exhibit for fair.

20. County Fair: Members may enter ten

exhibits. No more than one per class.

21. State Fair: Members may enter two classes (no more than one entry per class) and be part of a club entry.

22. Intermediate and Senior members may also enter one exhibit in the Celebrate our World class.

Note: Fill in the blank in the class number with the appropriate number below:

Junior - 1; Intermediate - 2; Senior - 3; Club - 4 (for Technical Challenge class only)

241 100 01_ Landscape (single image featuring an expanse of scenery (layout and features of land or water); could include sunsets, seascapes, day or night scenes)

241 100 02_ People (single image featuring a person or people in an informal, photojournalistic or edgy/artistic manner.)

241 100 22_ Portrait (single image featuring a subject or subjects in a posed, formal setting. Background, posing, and lighting techniques are key components, and props may be used.)

241 100 03_ Animals (single image featuring one or more animals - including insects, fish, birds, etc.)

241 100 04_ Plants (single image featuring plants, flowers, leaves, trees, etc.)

241 100 05_ Architectural (single image featuring man-made structures such as buildings, bridges, etc.) No sculptures or garden art.

241 100 06_ Other Interesting subject (single image featuring subjects or techniques of interest that do not fit in the above classes)

241 100 07_ Texture (single image featuring the texture(s) of an object or subject, with emphasis on use of light, angle, & composition)

241 100 08_ Still Life (single image featuring an arrangement of objects (incapable of movement on their own), which are arranged by the photographer, with emphasis on the use of lighting and composition.)

241 100 09_ Action / Movement (single image capturing a subject that is in motion showing either stop-motion, or the effect of motion.)

241 100 10_ Panoramic (single image of any subject, produced in panoramic format either in the camera or by cropping, where the panoramic ratio adds to the effect of the image)

241 100 11_ Photojournalism (multiple print images (maximum 20) of any size or shape that depict a series (several images on one topic) or tell a story (showing sev-

eral steps of an event or activity) mounted on one story board not to exceed 16"x20". Captions are optional. Final exhibit may be a single composite image. Photo album pages or memory book pages are not allowed.)

241 100 12_ Creative process (single image that has been changed or altered after-capture either through film or digital processing or printing techniques; Includes computer enhancement beyond basic corrections of cropping, color & brightness correction, & red eye removal. Both the original image, final image, and detailed description of the process used must be displayed on the front of the exhibit. The final exhibit may be a single composite image.)

241 100 16_ Creative uses (1 item showing the use or display of images in a creative manner. Images & the item must be the work of the member. Possibilities include: transfer to fabric or wood, shadow box or 3 dimensional display, note/post cards, calendars, posters, photo album or memory book pages, etc.

241 100 17_ Technical Challenge (members will demonstrate techniques in the required number of images for their age group (below). Images may be any size, mounted not to exceed 16"x20" overall. Images will demonstrate techniques from the list of options below. Label each image with the represented technique. Select from these possibilities:

- With capture: depth of field, use of light/lighting, low-light, forced perspective, motion blur, HDR, use of juxtaposition, infrared, extended exposure time, macro

- After-capture: high contrast, digital effect, burning/dodging, vignette, spot color, recoloring, pixelization)

1 Junior - select 4 different subjects or techniques

2 Intermediate - select 6 different subjects or techniques

3 Senior - select 8 different subjects or techniques

4 Club (two or more members) - select 8 or more different subjects or techniques

241 100 18_ Selfie (or Self Portrait) (single image of the photographer made by the photographer. May include others in the photo. Photo should "memorialize" a time and/or place for the photographer and an explanation MUST be included on the entry card.

2018 CELEBRATE OUR WORLD: MEXICO

To celebrate the diversity in our world, each year the Oregon 4-H project areas will focus attention on the cultures of a different country or region of the world. This special emphasis allows members to focus on learning about the country/region and the skills and techniques unique to that culture. The Celebrate our World Explanation Card (998-03) is to be completely and thoughtfully completed and securely attached to the exhibit.

Note: Fill in the blank in the class number with the appropriate number below:

Intermediate - 2, Senior - 3

241 800 11_ Celebrate our World inspired photography project

FAMILY & CONSUMER SCIENCE CLOTHING/SEWING

1. Each entry will be evaluated on ALL fea-

tures, not just the skills listed in the respective enrollment levels. For skill levels 1-6 the use of fabrics or skills that are beyond the recommendations for this level are expected to be done well according to the standards, but will neither be given extra credit consideration for increased difficulty nor disqualified during judging. It is in the best interest of the member to stay within the suggested guidelines.

2. Judging standards are listed in Measuring Up: Quality Standards for Sewn Items/Projects (PNW-197).

3. A 4-H Sewing/Clothing Exhibit Explanation Card (320-04) for sewing exhibits must be securely attached to each entry except Skills Notebook exhibits. Securely attach the standard 4-H Exhibit tag to exhibits in this class. The cards request information about the exhibit which is needed by the judge for evaluation.

4. Hangers and/or garment bags are removed from exhibits prior to judging and might not be returned.

5. In addition to the 4-H Sewing/Clothing Exhibit Card, each garment or article in the construction classes must be labeled with the member's name, county, and project level. This label should be typed or printed in indelible pencil or ink on a piece of white fabric and sewn or fused onto the bottom inside of each piece.

6. All items should be clean & in good repair.

7. County Fair: Members may enter one exhibit per class. All exhibits must be in the same level.

8. State Fair: Members may enter three construction classes and one exhibit in any of the creativity and service classes for the project level in which they are enrolled. All exhibits must be in the same level.

9. Intermediate and Senior members may also enter one exhibit in the Innovation and Celebrate our World classes.

Note: Fill in blank in class number () with corresponding numbers for Basic and Expanding skill levels. The advanced skill level is for Intermediate & Senior level only: Junior - 1 Intermediate - 2, Senior - 3

BASIC SKILLS LEVEL 1

320 101 11_ Garmet or item showing cutting skills with or without minimal stitching; made from fleece or other fabrics suitable for this level.

320 101 12_ Garmet with casing but no crotch seam made from stable, medium weight, firmly woven fabric (cotton, cotton/polyester blend, wool, wool blend).

320 101 13_ Garmet with casing and scrotch seam made from stable, medium weight, firmly woven fabric (cotton, cotton/polyester blend, wool, wool blend).

320 101 14_ Garmet with skills other than casing made from stable, medium weight, firmly woven fabric (cotton, cotton/polyester blend, wool, wool blend).

320 101 15_ Garmet from polar fleece or comparable fabric with minimal stretch (4" stretches to 4¾" or less)

320 101 16_ Non-garment item sewn by hand from felt, firmly woven fabrics (cotton, cotton/polyester blend, wool, wool blend) or polar fleece (4" stretches to 4¾" or less)

320 101 17_ Personal accessory from firmly woven fabrics (cotton, cotton/polyester

blend, wool, wool blend) or polar fleece (minimal stretch- 4" stretches to 4¾" or less)

320 101 18_ Item for the home from firmly woven fabrics (cotton, cotton/polyester blend, wool, wool blend) or polar fleece (minimal stretch- 4" stretches to 4¾" or less)

320 101 19_ Toy or Non-garment item for use in sports, picnics, camping, or with animals from firmly woven fabrics (cotton, cotton/polyester blend, wool, wool blend) or polar fleece (minimal stretch- 4" stretches to 4¾" or less)

320 301 10_ Creativity - Item or garment which has been enhanced through creative embellishment, fabric manipulation, or fabric creation; recycled items are included and may retain some seams/design of the original item as appropriate; exhibit must have been made by exhibitor and use fabrics and skills appropriate to skill level 1

BASIC SKILLS LEVEL 2

320 101 21_ Garment with casing made from stable medium weight firmly woven fabric (cotton, cotton/polyester blend, wool, wool blend)

320 101 22_ Garment with skills other than casing made from stable medium weight firmly woven fabric (cotton, cotton/polyester blend, wool, wool blend)

320 101 23_ Garment from non-bulky knit fabric with minimal stretch (4" stretches to 4¾" or less)

320 101 24_ Garment from polar fleece or comparable fabric with minimal stretch (4" stretches to 4¾" or less)

320 101 25_ Outfit (2 or more pieces) Each piece of the outfit may use one or more of the following fabrics: stable, medium weight, firmly woven fabrics and/or non-bulky knit fabrics with minimal stretch, and/or polar fleece with minimal stretch

320 101 26_ Personal accessory from firmly woven fabrics (cotton, cotton/polyester blend, wool, wool blend), non-bulky knit fabric with minimal stretch (4" stretches to 4¾" or less) or polar fleece (minimal stretch- 4" stretches to 4¾" or less)

320 101 27_ Item for the home from firmly woven fabrics (cotton, cotton/polyester blend, wool, wool blend) non-bulky knit fabric with minimal stretch (4" stretches to 4¾" or less) or polar fleece (minimal stretch- 4" stretches to 4¾" or less)

320 101 28_ Non-garment item for use in sports, picnics, camping, or with animals from firmly woven fabrics (cotton, cotton/polyester blend, wool, wool blend), non-bulky knit fabric with minimal stretch (4" stretches to 4¾" or less), or polar fleece (minimal stretch- 4" stretches to 4¾" or less)

320 101 29_ Doll, toy, or garment/accessories for either from firmly woven fabrics (cotton, cotton blend, wool, wool blend), non-bulky knit fabric with minimal stretch (4" stretches to 4¾" or less), or polar fleece (minimal stretch- 4" stretches to 4¾" or less)

320 301 20_ Creativity - Item or garment which has been enhanced through creative embellishment, fabric manipulation, or fabric creation; recycled items are included and may retain some seams/design of the original item as appropriate; exhibit must have been made by exhibitor and use fabrics and skills appropriate to skill level 2

BASIC SKILLS LEVEL 3

320 101 31_ Garment made from medium



weight woven fabric which may have up to moderate stretch (4" stretches to no more than 5 3/8"); show at least 2 new skills for this level

320 101 32_ Garment made from knit fabric which may have up to moderate stretch (4" stretches to no more than 5 3/8"); show at least 2 new skills for this level

320 101 33_ Garment from polar fleece or comparable fabric which may have moderate stretch (4" stretches to no more than 5 3/8"); show at least 2 new skills for this level

320 101 34_ Outfit (2 or more pieces) Each piece of the outfit may use one or more of the following fabrics: medium weight woven fabrics and/or knit fabrics, and/or polar fleece; all fabrics may have up to moderate stretch (4" stretches to no more than 5 3/8")

320 101 35_ Personal accessory from medium weight woven fabrics, knit fabrics, and/or polar fleece; all fabrics may have up to moderate stretch (4" stretches to no more than 5 3/8")

320 101 36_ Item for the home from medium weight woven fabrics, knit fabrics, and/or polar fleece; all fabrics may have up to moderate stretch (4" stretches to no more than 5 3/8")

320 101 37_ Non-garment item for use in sports, picnics, camping, or with animals from medium weight woven fabrics, knit fabrics, and/or polar fleece; all fabrics may have up to moderate stretch (4" stretches to no more than 5 3/8")

320 101 38_ Doll, toy, or garment/accessories for either from medium weight woven fabrics, knit fabrics, and/or polar fleece; all fabrics may have up to moderate stretch (4" stretches to no more than 5 3/8")

320 301 30_ Creativity - Item or garment which has been enhanced through creative embellishment, fabric manipulation, or fabric creation; recycled items are included and may retain some seams/design of the original item as appropriate; exhibit must have been made by exhibitor and use fabrics and skills appropriate to skill level 3

EXPANDING SKILLS LEVEL 4

320 101 41_ Garment made from medium weight woven fabric, with or without nap, which may have up to moderate stretch (4" stretches to no more than 5 3/8"); show at least 2 new skills for this level

320 101 42_ Garment made from knit fabric which may have up to moderate stretch (4" stretches to no more than 5 3/8"); show at least 2 new skills for this level

320 101 43_ Garment from polar fleece or comparable fabric which may have up to moderate stretch (4" stretches to no more than 5 3/8") show at least 2 new skills for this level

320 101 44_ Outfit (2 or more pieces) Each piece of the outfit may use one or more of the following fabrics: medium weight woven fabrics, with or without nap and/or knit fabrics, and/or polar fleece; all fabrics may have up to moderate stretch (4" stretches to no more than 5 3/8"); show at least 2 new skills for this level

320 101 45_ Personal accessory or Item for the home from medium weight woven fabrics with or without nap, knit fabrics, and/or polar fleece; all fabrics may have up to moderate stretch (4" stretches to no more than 5 3/8") Show at least 2 new skills for this

level.

320 101 46_ Non-garment item for use in sports, picnics, camping, or with animals from medium weight woven fabrics with or without nap, knit fabrics, and/or polar fleece; all fabrics may have up to moderate stretch (4" stretches to no more than 5 3/8") Show at least 2 new skills for this level.

320 301 40_ Creativity - Item or garment which has been enhanced through creative embellishment, fabric manipulation, or fabric creation; recycled items are included and may retain some seams/design of the original item as appropriate; exhibit must have been made by exhibitor and use fabrics and skills appropriate to skill level 4.

EXPANDING SKILLS LEVEL 5

320 101 51_ Garment made from medium weight and/or bulky and/or stretchy woven fabric; show at least 3 new skills for this level

320 101 52_ Garment made from knit fabric which may be bulky or have any amount of stretch; show at least 3 new skills for this level

320 101 53_ Garment from polar fleece or comparable fabric which may have any amount of stretch; show at least 3 new skills for this level

320 101 54_ Outfit (2 or more pieces) Each piece of the outfit may use one or more of the following fabrics: woven fabrics and/or knit fabrics, and/or polar fleece; all fabrics may have bulk and/or any amount of stretch. Show at least 3 new skills for this level.

320 101 55_ Personal accessory or item for the home from woven fabrics and/or knit fabrics, and/or polar fleece; all fabrics may have bulk and/or any amount of stretch. Show at least 3 new skills for this level.

320 101 56_ Non-garment item for use in sports, picnics, camping, or with animals made from woven fabrics and/or knit fabrics, and/or polar fleece; all fabrics may have bulk and/or any amount of stretch. Show at least 3 new skills for this level.

320 301 50_ Creativity - Item or garment which has been enhanced through creative embellishment, fabric manipulation, or fabric creation; recycled items are included and may retain some seams/design of the original item as appropriate; exhibit must have been made by exhibitor and use fabrics and skills appropriate to skill level 5.

EXPANDING SKILLS LEVEL 6

320 101 61_ Garment made from medium weight and/or bulky and/or stretchy woven fabric; show at least 3 new skills for this level

320 101 62_ Garment made from fine or light weight woven fabric; show at least 3 new skills for this level

320 101 63_ Garment made from woven fabrics which require more care in handling or pattern selection (satin, dupion, crepe de chine, taffeta, velour, tulle, and net); show at least 3 new skills for this level

320 101 64_ Garment made from knit fabric which may be bulky or have any amount of stretch; show at least 3 new skills for this level

320 101 65_ Garment from polar fleece or comparable fabric which may have any amount of stretch; show at least 3 new skills for this level

320 101 66_ Outfit (2 or more pieces) Each piece of the outfit may use one or more of the following fabrics: woven fabrics and/or

knit fabrics, and/or polar fleece; all fabrics may have bulk and/or any amount of stretch. Show at least 3 new skills for this level.

320 101 67_ Personal accessory or item for the home from woven fabrics and/or knit fabrics, and/or polar fleece; all fabrics may have bulk and/or any amount of stretch. Show at least 3 new skills for this level.

320 101 68_ Non-garment item for use in sports, picnics, camping, or with animals; woven fabrics and/or knit fabrics, and/or polar fleece; all fabrics may have bulk and/or any amount of stretch. Show at least 3 new skills for this level.

([Intermediates and Seniors only] all three levels exhibit together in class determined by description)

320 301 60_ Creativity - Item or garment which has been enhanced through creative embellishment, fabric manipulation, or fabric creation; recycled items are included and may retain some seams/design of the original item as appropriate; exhibit must have been made by exhibitor and use fabrics and skills appropriate to skill level 6.

ADVANCED SKILLS LEVELS 7/8/9

320 101 71_ Garment or outfit made from medium or heavy weight woven fabric (no tailoring techniques)

320 101 72_ Garment or outfit made from woven fabric using traditional tailoring methods, interfacing fusible and non-fusible methods to create a tailored look

320 101 73_ Garment or outfit made from fine or light weight woven fabric

320 101 74_ Garment or outfit made from woven fabrics which require more care in handling or pattern selection (satin, dupion, crepe de chine, taffeta, velour, tulle, net, beaded or sequined fabrics, velvet, hand woven, dbl. cloth, lamé, leather, lace, etc.

320 101 75_ Garment or outfit made from knit fabric which may be bulky or have any amount of stretch

320 101 76_ Garment or outfit made from polar fleece or comparable fabric which may have any amount of stretch;

320 101 77_ Garment or outfit made from fabric specifically designed for outerwear such as ripstop nylon, coated or uncoated outdoor fabrics

320 101 78_ Garment or Outfit combining two or more of the above fabrics.

320 101 79_ Personal accessory, item for the home or for use in sports, picnics, camping, or with animals made from any fabric all fabrics may have bulk and/or any amount of stretch.

320 301 70_ Creativity - Item or garment which has been enhanced through creative embellishment, fabric manipulation, or fabric creation; recycled items are included & may retain some seams/design of the original item as appropriate; exhibit must have been made by exhibitor & use fabrics and skills appropriate to skill levels 7, 8, and 9.

SKILLS NOTEBOOK

Notebook displaying samples of new sewing techniques learned during the project year. Include five new samples from the options listed on the Making a Skills Notebook factsheets (320-16-1 through 7).

• Samples should be at least 4" by 4" with each sample securely mounted on a separate 4-H Sewing Skills Sample form (320-

16)

• Each sample should include a complete explanation of the steps used for the construction process.

• Place the five skill sheets to be judged in the front of the notebook with the exhibitor name, skill level and current project year clearly identified.

320 500 10_ Skills Notebook

HANDS FOR LARGER SERVICE (all levels)

This class is for members to share their learning and skills with others – primarily with someone in need. Create an item or garment that will be given away to someone in need.

320 300 10_ Hands for Larger Service - clothing/sewing item or items to be donated to someone in need.

COSTUMES

Costume for celebrations, holidays, theater, or other use. Must include sewing, but may or may not also include other techniques in combination with sewing.

320 400 10_ Costumes

CREATIVITY

An item or garment which has been enhanced through creative embellishment, fabric manipulation, or fabric creation; recycled items are included and may retain some seams/design of the original item as appropriate; exhibit must have been made by exhibitor.

320 301 10_ Creativity

2018 CELEBRATE OUR WORLD: MEXICO

To celebrate the diversity in our world, each year the Oregon 4-H project areas will focus attention on the cultures of a different country or region of the world. This special emphasis allows members to focus on learning about the country/region and the skills and techniques unique to that culture. The Celebrate our World Explanation Card (998-03) is to be completely and thoughtfully completed and securely attached to the exhibit.

Note: Fill in the blank in the class number with the appropriate number below:

Intermediate – 2, Senior – 3

320 800 11_ Celebrate our World inspired clothing/sewing project

CROCHETING

1. To qualify for judging, a 4-H Crocheting Exhibit Explanation card (370-01) must be securely attached to phase level, felted crocheted, and Hands for Larger Service exhibits. The 4-H Crocheting Exhibit Explanation card requests information about the exhibited item and skills learned in construction. Members must mark skills on the level in



4-H Activities

which they are enrolled. If they show skills beyond their level, they will not receive extra consideration.

2. Refer to the "4-H Crocheting Project Member's Guide" (4-H 962) for detailed information on specific skills to be learned in each phase. A pair of gloves, slippers, etc., is considered 1 article. Swatches are not acceptable.

3. Each garment or article must be labeled with the member's name, county and project phase. This label should be typed or printed in indelible ink on a piece of white fabric and sewn in or written with indelible ink on painters tape and placed where it can do the least amount of damage. This label is in addition to the 4-H exhibit tag.

4. County/State Fair: Members may enter both classes in their phase level and one exhibit per Felted Crochet and Hands for Larger Service classes. Intermediate and Senior members may also enter one exhibit in the Innovation class and one in the Celebrate our World class.

Note: Fill in blank in class number () with corresponding numbers for Phases 1-4 and Beginning and Expanding levels. Phases 5-6 and Advanced levels are for Intermediate and Senior level only:

Junior - 1 Intermediate - 2, Senior - 3

CROCHET

BASIC SKILLS: PHASE 1 (Phase 1 - One article showing one of more of the following stitches: chain stitch, single crochet, double crochet, or slipstitch.)

370 100 11_ Wearable garment or personal accessory (hat, purse, belt, gloves, etc.)

370 100 12_ Non-wearable toys or items for the home (coasters, doilies, pillows, holiday decorations, etc.)

EXPANDING SKILLS: PHASE 2, 3, 4 & 5 (One article showing one or more of the following stitches: treble crochet, double treble, v stitch, open or filet mesh open or filet mesh, block or solid mesh, long single stitch, shell stitch, shell stitch variation, waffle (or rib) stitch, picot (Irish crochet), clus-

ter, popcorn, star, puff stitch, Tunisian crochet, afghan stitch, hairpin lace, broomstick lace, other stitches made over a space hold tool. Stitches may be used in combination with stitches learned in a previous level.)

370 100 31_ Wearable garment or personal accessory (hat, purse, belt, gloves, etc.)

370 100 32_ Non-wearable toys or items for the home (coasters, doilies, pillows, holiday decorations, etc.)

ADVANCED SKILLS: PHASE 6 (for intermediates and seniors) One article showing skills learned. Select from the following options: Crocheting combined with fabric or leather, Item made from member's original design (include written instructions with exhibit), Item using difficult yarns, or is a large or advanced project.)

370 100 61_ Wearable garment or personal accessory.

370 100 62_ Non-wearable toys or items for the home.

HANDS FOR LARGER SERVICE (all levels)

This class is for members to share their learning and skills with others – primarily with someone in need. Create an item or garment that will be given away to someone in need.

370 300 10_ Hands for Larger Service - crocheted item or items to be donated to someone in need

2018 CELEBRATE OUR WORLD: MEXICO

To celebrate the diversity in our world, each year the Oregon 4-H project areas will focus attention on the cultures of a different country or region of the world. This special emphasis allows members to focus on learning about the country/region and the skills and techniques unique to that culture. The exhibit is to be inspired by the country of celebrations and the Celebrate our World Explanation Card (998-03) is to be completely and thoughtfully completed and securely attached to the exhibit.

Note: Fill in the blank in the class number with the appropriate number below:

Intermediate – 2 Senior – 3

370 800 11_ Celebrate our World inspired crocheting project

DESIGNING SPACES

1. Members are encouraged to enter Educational Displays under the Communications division, enter Science Experiments under the Science division (i.e. compare energy use with different types of lighting, water efficient products, use of landscape to heat or cool homes), and enter career exploration, hands for larger service, community outreach projects using designing spaces skills under the Citizenship and Leadership division.

2. In the Designing Spaces project, items produced by the 4-H member are developed within the context of the over-all design/plan of a specific location. The classes align with the 4 elements of designing a space: designing a room, furnishing a room, finishing a room, and creating a healthy room environment.

3. Judging criteria are outlined on the appropriate evaluation form: Furnishing & Finishing Designing Spaces (340-02) and Designing and Making Healthy Designing Spaces (340-03).

4. To qualify for judging, a 4-H Designing Spaces Exhibit Explanation card (340-01)

must be attached.

5. In addition to the exhibit tag, each piece of an exhibit must be labeled on the back or bottom with the member's name, county, and exhibit class number.

6. County/State Fair: Members may enter up to three classes, one exhibit per class. Intermediate & Seniors may also enter one exhibit in the Celebrate our World class.

Note: Fill in blank in class number () with corresponding numbers for:

Junior - 1; Intermediate - 2; Senior - 3

DESIGNING A SPACE

340 100 11_ Design board for a room. Include: color scheme, wall treatment, floor treatment, window treatment, etc OR floor plan for a room. Posters, 24x30, or multimedia presentation (on CD). Show what you learned with before and after pictures or diagrams, samples, story, cost comparisons, optional arrangements, etc.

FURNISHING A SPACE

1. The functional items to furnish a room are made from new, recycled or refurbished items for a specific location, described in details on the explanation card.

340 100 12_ Organizational/storage item for the furnishing of a room.

340 100 13_ Functional textile item for the furnishings of a room, ie. curtains, rug, quilt.

340 100 14_ Furniture item to furnish a room.

FINISHING A SPACE

1. These finishing touches for a room are made from new, recycled or refurbished items for a specific location, described in detail on the explanation card.

340 100 15_ Accessory for the walls of a room.

340 100 16_ Accessory for the furnishings of the room (bed, dresser, etc.)

340 100 17_ Accessory for seasonal use in a room.

340 100 18_ Accessory for outdoor use.

MAKING A HEALTHY SPACE

340 100 19_ Problem solving for a space. Identify a problem (as problem windows, storage needs, inconvenient room arrangement, cost comparison, energy conservation, waste management, etc.) Using poster, notebook, multimedia presentation (on CD) or other method, describe the problem & how it was solved.

2018 CELEBRATE OUR WORLD: MEXICO

To celebrate the diversity in our world, each year the Oregon 4-H project areas will focus attention on the cultures of a different country or region of the world. This special emphasis allows members to focus on learning about the country/region and the skills and techniques unique to that culture. The Celebrate our World Explanation Card (998-03) is to be completely and thoughtfully completed and securely attached to the exhibit.

Note: Fill in the blank in the class number with the appropriate number below:

Intermediate – 2, Senior – 3

340 800 11_ Celebrate our World inspired designing spaces project

INNOVATION AND CREATIVITY

This class is for intermediate and senior level 4-H members to share a creative or innovative exhibit that does not fit well in

the project area's scripted classes. The idea behind this class is to have a way for members to share how they have expanded their knowledge and skills to include new learning from outside the project area which then is included in their project areas. This exhibit may include a technological component to add another dimension to the project such as illumination or interactivity or uses science knowledge or skills to otherwise enhance the project. Examples: An illumination added to a sewn backpack for safety; a design "burned" into a woodworking project created by a reaction between electricity and a chemical compound.

Intermediate and senior level members may enter up to three exhibits for this class. All individual items must be labeled with the member's name, class # and county. A completed 4-H Exhibit card must be included as well as the Innovation Explanation Card (310-01). Exhibits will be evaluated using the Innovation Evaluation Sheet (310-02). All forms are available on the 4-H State website at: <http://oregon.4h.oregonstate.edu/special-events/state-fair/cm-family>.

Note: Fill in the blank in the class number with the appropriate number below:

Intermediate – 2, Senior – 3
310 100 00_ Innovation class

KNITTING

1. Knitting has two divisions of exhibit classes based on the techniques used: Knitting with needles and Knitting with looms, boards, and machines. (Felted Knitting projects are to be entered in the Fiber Arts Division.)

2. For phase classes and Hands for Larger Service class to qualify for judging, a 4-H Knitting Exhibit Explanation card (360-01) must be securely attached to the exhibit. The card requests information about the exhibited item and skills learned in construction. Members must mark skills on the level in which they are enrolled. If they show skills beyond their level, they will not receive extra consideration

3. A pair of mittens, slippers, socks, etc., is considered one article. The two pieces of the pair should be temporarily but securely attached to each other. Swatches are not acceptable as exhibits.

4. In addition to the 4-H exhibit tag, each garment or article must be labeled with the member's name, county and project phase or level. This label should be typed or printed in indelible pencil or ink on a piece of white fabric and sewn to the article or written with indelible ink on painters tape and placed where it can do the least amount of damage.

5. County Fair: Members may enter six exhibits, two per class and one exhibit in the Hands for Larger Service class.

6. State Fair: Members may enter up to a total of three classes based on the phase or level in which they are enrolled and one exhibit in the Hands for Larger Service class. The classes may be any combination of divisions but within each division the classes must be in a single phase or level.

7. Intermediate and Seniors may also enter one exhibit in the Innovation and the Celebrate our World class.

Note: Fill in blank in class number () with corresponding numbers for:



4-H Activities

Junior - 1; Intermediate - 2; Senior - 3

KNITTING WITH NEEDLES

BASIC SKILLS: PHASE 1 (One article showing one or more skills learned, (cast-on, knit, purl, bind off, overcast seam)

360 100 11_ Wearable garment or personal accessory (hat, purse, bag, scarf, etc.)

360 100 12_ Non-wearable toys or items for the home (pillow, holiday decoration, potholder, washcloth, blanket, etc.)

EXPANDING SKILLS PHASE 2, 3, 4 & 5

(One article showing ribbing, stockinette stitch, increase, decrease & other seams, pick-up stitches, one article showing a pattern stitch or one article showing mixed colors – Fair Isle pattern or bobbin knitting – no stripes)

360 100 31_ Wearable garment or personal accessory (hat, purse, bag, scarf, etc.)

360 100 32_ Non-wearable toys or items for the home (pillow, holiday decoration, potholder, washcloth, blanket, etc.)

ADVANCED SKILLS PHASE 6 (for intermediates and seniors only) one article showing skills learned. Selected from the following options: Knitting with four needles, Knitting combined with fabric or leather, Knitted lace attached to article, items made using multiple stitches, difficult yarn, or is a large or advanced project, or item made from member's original design (include written instructions with exhibit)

360 100 61_ Wearable garment or personal accessory (hat, purse, bag, scarf, etc.)

360 100 62_ Non-wearable toys or items for the home (pillow, holiday decoration, potholder, washcloth, blanket, etc.)

KNITTING WITH LOOMS, BOARDS & MACHINES

BEGINNING SKILLS (1 article using beginning skills such as: Cast on, e-wrap [twisted knit stitch], gathering or flat removal method, simple stripe color changes, flat or tubular shapes)

360 200 11_ Wearable garment or personal accessory (hat, purse, bag, scarf, etc.)

360 200 12_ Non-wearable toys or items for the home (pillow, blanket, etc.)

EXPANDING SKILLS (1 article showing skills in addition to the beginning skills such as: alternate cast on methods-crochet-on, cable cast on; purl stitch, knit stitch, garter stitch, ribbing, increasing, decreasing, adding or joining tubes, combination round & flat shaped items)

360 200 21_ Wearable garment or personal accessory (hat, purse, bag, scarf, socks, slippers, mittens, sweater, etc.)

360 200 22_ Non-wearable toys (puppet, doll, stuffed animal, doll sweater) or items for the home (pillow, blanket, afghan, etc.)

ADVANCED SKILLS (Designs using multiple color(s), seed stitch, rice stitch, moss stitch, box stitch, single chevron, cables, basket weave or checkerboard patterns, creating eyelets or holes)

360 200 31_ Wearable garment or personal accessory (hat, purse, bag, scarf, etc.)

360 200 32_ Non-wearable toys or items for the home (puppet, doll, stuffed animal, doll sweater, pillow, blanket, afghan, etc.)

KNITTING MACHINE

(One article made using a knitting machine)

360 200 41_ Wearable garment or personal accessory (hat, purse, bag, scarf, etc.)

360 200 42_ Non-wearable toys or items for the home (puppet, doll, stuffed animal, doll sweater, pillow, blanket, afghan, etc.)

HANDS FOR LARGER SERVICE (all levels)

This class is for members to share their learning and skills with others – primarily with someone in need. Create an item or garment that will be given away to someone in need.

360 300 10_ Hands for Larger Service - knitted item or items to be donated to someone in need

2018 CELEBRATE OUR WORLD: MEXICO

To celebrate the diversity in our world, each year the Oregon 4-H project areas will focus attention on the cultures of a different country or region of the world. This special emphasis allows members to focus on learning about the country/region and the skills and techniques unique to that culture. The Celebrate our World Explanation Card (998-03) is to be completely and thoughtfully completed and securely attached to the exhibit.

Note: Fill in the blank in the class number with the appropriate number below:

Intermediate – 2 Senior – 3

360 800 11_ Celebrate our World inspired knitting project

FASHION REVUE CONTESTS

FASHION REVUE CONTEST

1. Fashion Revue is open to all 4-H members enrolled in Clothing/Sewing, Crocheting and/or Knitting.

2. Participants will model a product made within the current year as part of their project.

3. Judging for Fashion Revue classes takes place on Friday, August 10 and public modeling takes place on Sat., Aug. 18. Participants must participate in both to be eligible for premiums. Participants must bring a commentary (100-175 words) to be read when they model during the judging and during the public revue. The typed description should be on a regular 8½x11 sheet of white paper, double spaced, in 14 point Times New Roman font. The typed description should not include information that would be considered too personal (i.e. size of garment or something really embarrassing) nor provide too much private information (address, town, school, etc.) as these commentaries are read in a public setting.

4. Participants may model more than one exhibit in clothing, crocheting or knitting. One premium will be awarded for each division. Ribbons are given for additional exhibits.

5. A completed Fashion Revue Information Sheet must be submitted to the OSU Ext. Service Office along with a 4-H Fashion Revue Card (320-06) by July 27, 2018.

6. Since the commentary is focused on the garment, participants will give a 1 – 2 minute introduction of self as part of the interview judging process. This informal talk is a chance for the participant to share a bit about themselves with the judge and could include information such as other 4-H projects in which they are involved, more about their sewing and clothing project adventures, hobbies they enjoy, favorite activities, or even life goals etc. This sharing session is to be at least one minute in length and no more than 2 minutes.

7. Top contestants age 14 – 18 may be cho-

sen at State Fair to represent Oregon at the National FCS Classic held in Denver, CO. Please review the information on Family and Consumer Science Contests.

8. County Fair: all items modeled must be entered as an exhibit.

9. State Fair: members must choose to either exhibit or model the item. Junior members are not eligible for State Fair Fashion Revue. Members must seek out entry information for participating in Fashion Revue at the State Fair from the Clothing Superintendent.

320 600 001 Fashion Revue, Junior

320 600 002 Fashion Revue, Intermediate

320 600 003 Fashion Revue, Senior

FASHION REVUE CONTEST:

READY TO WEAR

1. Fashion Revue - Ready to Wear is open to any enrolled 4-H member.

2. Participants may combine newly purchased clothing with up to two items or accessories they already own to present a "Total Look" including shoes & accessories.

3. Newly purchased items, including accessories, must make up a least half of the items in the outfit. Total cost of newly purchased clothing, including accessories, is limited to a total of \$25 or less.

4. Participants will bring their garments on Friday, Aug. 11 to the Fashion Revue judging and the public revue on Sat., August 19.

5. Participants must bring a completed Fashion Revue - Ready to Wear information card (320-08), and a typed commentary (100-175 words) to be read when they model during the judging and the public revue. The typed description should be on a regular 8½x11 sheet of white paper, double spaced, in 14 point Times New Roman font. The typed description should not include information that would be considered too personal (i.e. size of garment or something really embarrassing) nor provide too much private information (address, town, school, etc.) as these commentaries are read in a public setting. The commentary should include the thought process in putting the outfit together; such as why they used the pieces they did and how it works into their wardrobe, lifestyle, and budget.

6. Since the commentary is focused on the garment, participants will give a 1 - 2 minute introduction of self as part of the interview judging process. This informal talk is a chance for the participant to share a bit about themselves with the judge and could include information such as other 4-H projects in which they are involved, more about their sewing and clothing project adventures, hobbies they enjoy, favorite activities, or even life goals etc. This sharing session is to be at least one minute in length and no more than 2 minutes.

7. County Fair: Copies of the receipts of the newly purchased clothing, including accessories, must be attached to the info. card.

8. State Fair: Judging will include an interview where judges may ask the participants to explain decisions they made in selecting the items they purchased.

320 600 000 Fashion Revue - Ready to Wear, Junior

320 600 004 Fashion Revue - Ready to Wear, Intermediate

320 600 005 Fashion Revue - Ready to Wear, Senior

FASHION REVUE CONTEST: CHALLENGE

1. Fashion Revue - Challenge is open to any enrolled 4-H member.

2. The 2018 Fashion Revue Challenge is Old into New Again! The challenge is to use used garments and remake said garment(s) into something new and different. Criteria includes: 1) At least 50% of the new garment must be remade using sewing, knitting and/or crochet skills, 2) The newly created garment must be uniquely different from the original item, and 3) A photo of the original item(s) must be included along with a photo of the new creation.

3. Participants will bring their garments and items on Fri., Aug. 10 to the Fashion Revue judging & the public revue on Sat., Aug. 18.

4. Participants must bring a completed Fashion Revue - Challenge information card (320-10), & a typed commentary (100-175 words) to be read when they model during the judging and the public revue. The typed description should be on a regular 8½"x11" sheet of white paper, double spaced, in 14 pt. Times New Roman font. **The typed description should not include information that would be considered too personal (i.e. size of garment or something really embarrassing) nor provide too much private information (address, town, school, etc.) as these commentaries are read in a public setting.** Commentaries should primarily focus on the construction and purpose of the garment rather than the individual's involvement in 4-H, fair, school or other activities.

5. Since the commentary is focused on the garment, participants will give a 1 – 2 minute introduction of self as part of the interview judging process. This informal talk is a chance for the participant to share a bit about themselves with the judge and could include information such as other 4-H projects in which they are involved, more about their sewing and clothing project adventures, hobbies they enjoy, favorite activities, or even life goals etc. This sharing session is to be at least one minute in length and no more than 2 minutes.

6. **County/State Fair:** Judging will include an interview where judges may ask the participants to explain decisions they made in selecting the items they purchased. Junior members are not eligible for State Fair Fashion Revue - Challenge. Members must seek out entry information for participating in Fashion Revue - Challenge at the State Fair from the Clothing Superintendent.

320 600 008 Fashion Revue - Challenge, Junior

320 600 006 Fashion Revue - Challenge, Intermediate

320 600 007 Fashion Revue - Challenge, Senior

FOOD AND NUTRITION

1. Exhibit ingredients:

- Exhibits must be suitable for keeping at the fair without excessive spoilage or change of appearance. Highly perishable foods are not acceptable. Highly perishable foods include, but are not limited to cream cheese, custard fillings, & meats of any type.

- Ingredients that the 4-H member cannot legally purchase, such as beer, whiskey, rum, etc. may not be used in any recipe or foods exhibit. Exhibits that include alcohol in the recipe will be disqualified. This

includes menu and recipe file exhibits.

- Commercial mixes cannot be exhibited except as an ingredient in a product.

2. Preparation of exhibit:

- Exhibits must be displayed on a disposable plate and in a self-sealing bag.

- Exhibits must include the **recipe** and a menu for **one meal** including the food item. Recipes for food products should include all information given on the Exhibit Recipe Card (511-00) format. The recipes will not be returned to the exhibitor.

- When alternative ingredients are used, these are to be underlined on the recipe.

- All posters must include an Educational Display Exhibit Explanation Card (000-01).

3. For the recipe of the year classes, the State Fair's year is used to determine if it is an even or an odd year.

4. County Fair: Each member may enter up to five classes within the Level they are in, one exhibit per class. All foods entered must be made by the exhibitor

5. State Fair: Each member may enter up to three classes within the Level they are in, one exhibit per class. All foods entered must be made by the exhibitor.

Note: Fill in blank in class number () with corresponding numbers for Junior, Intermediate, or Senior for Basic and Expanding skill levels. Advanced skill level is for Intermediate and Senior levels only:

Junior - 1; Intermediate - 2; Senior - 3

BASIC SKILLS LEVEL 1 -Cooking 101 & Baking 1

511 110 00_: Recipe of the Year Class: Exhibit two cookies.

Even Years: Healthy Carrot Cake Cookies - must use recipe from OSU Food Hero website: <https://foodhero.org/recipes/healthy-carrot-cake-cookies> .

Odd Years: Baking Powder Biscuits – must use recipe from Baking 1, page 13 or visit the 4-H State website: <http://oregon.4h.oregonstate.edu/special-events/state-fair/cm-family>.

511 110 01_: Cookies. Exhibit two cookies. No frosting, icing, or glaze.

511 110 02_: Cereal Marshmallow Bars (must use recipe from Cooking 101, pg. 34) Exhibit two bars. No frosting, icing or glaze.

511 110 03_: Muffin. Muffin method of mixing generally means that the fat is in a liquid form (like oil) and all liquids are added to the dry ingredients with a minimum amount of stirring. Exhibit two muffins. No frosting, icing, or glaze.

511 110 04_: Biscuit. Biscuit method of

mixing generally means that the fat is semi-solid (like butter/shortening) and cut into the dry ingredients before liquid is added. The dough may be beaten or kneaded for a few strokes. Exhibit two biscuits. No frosting, icing, or glaze.

511 110 16_: Muffin. Baked Food Product reflecting alternative dietary choices. Recipe for the food product has been chosen specifically to address choices or altered significantly to now reflect needs for an alternative diet, such as gluten free, sugar substitute, vegetarian, vegan, reduced fat, et. al. Underline alternative ingredient(s) in the recipe. Exhibit two muffins. No frosting, icing, or glaze.

BASIC SKILLS LEVEL 2 -Cooking 201 & Baking 2

511 120 00_: Recipe of the Year Class: Exhibit two individual items. Recipes can be found at: <http://oregon.4h.oregonstate.edu/special-events/state-fair/cm-family>.

Even Years: Let's Bake Corn Bread – must use recipe from Baking 2, page 37.

Odd Years: Scones – must use recipe from Cooking 201, page 51.

511 120 01_: Cookies. Exhibit two cookies. No frosting, icing, or glaze.

511 120 02_: Basic Nut Bread (must use recipe in Cooking 201 book, pg. 48 - no variations). Exhibit 1/4 of loaf. No frosting, icing or glaze.

511 120 03_: Non-Yeast Coffee Cake. Coffee cake is to be made with a muffin method of mixing. Muffin method of mixing generally means that the fats in a liquid form (like oil) & all liquids are added to the dry ingredients with a minimum amount of stirring. Exhibit 1/4 of the cake. No frosting, icing, or glaze.

511 120 04_: Scone. Scone is to be made with a biscuit method of mixing. Biscuit method of mixing generally means that the fat is semi-solid (like butter/shortening) and cut into the dry ingredients before liquid is added. The dough may be beaten or kneaded for a few strokes. Exhibit two scones. No frosting, icing, or glaze.

511 120 16_: Quick Bread. Baked Food Product reflecting alternative dietary choices. Recipe for the food product has been chosen specifically to address choices or altered significantly to now reflect needs for an alternative diet, such as gluten free, sugar substitute, vegetarian, vegan, reduced fat, et. al. Underline alternative ingredient(s) in the recipe. Exhibit 1/4 of a large item.

EXPANDING SKILLS LEVEL 3 -Cooking 301 and Baking 3

511 130 00_: Recipe of the Year Class: Exhibit 1/4 of the item. Recipes can be found at: <http://oregon.4h.oregonstate.edu/special-events/state-fair/cm-family>.

Even Years: Cool Rise White Bread (must use recipe from Baking 3, pg. 23).

Odd Years: Dakota Bread (must use recipe from Baking 3, pg. 22). (Note: 1/2 cup of whole wheat flour is missing from an older version of the curriculum. Please add this if it is missing.)

511 130 01_: Shortened Cakes (cakes with fat). No commercial mixes; No fillings or toppings (i.e., frosting, icing, glaze, powdered sugar, fruit or nuts). Exhibit two individual items or 1/4 of a large item.

511 130 02_: Basic Dinner Rolls (must use

recipe from Cooking 301, pg. 40) Maybe shaped into cloverleaf, crescent, knot, bun, bread stick or any other type of roll. Exhibit two rolls.

511 130 03_: Yeast Bread product, plain dough using all white flour. Exhibit 1/4 of a loaf

511 130 04_: Yeast Bread product, plain dough using all whole wheat flour. Exhibit 1/4 of a loaf

511 130 05_: Yeast Bread product, plain dough using an alternative grain. Exhibit 1/4 of a loaf

511 130 06_: Yeast Bread product, plain dough using a combination of flours. Exhibit 1/4 of a loaf

511 130 07_: Yeast Bread product (using any type of flour) with added non-perishable ingredients (ie. herbs, nuts, dried fruit, etc.) Exhibit 1/4 of a loaf

511 130 08_: Family Food Traditions. Any baked item associated with family tradition and heritage. Entry must include a) recipe, b) tradition or heritage associated with preparing, serving the food, and c) where or who the traditional recipe came from. Exhibit at least 1/4 of baked product or two muffins, cookies, pita, tortillas, etc.

511 130 16_: Yeast Bread. Baked Food Product reflecting alternative dietary choices. Recipe for the food product has been chosen specifically to address choices or altered significantly to now reflect needs for an alternative diet, such as gluten free, sugar substitute, vegetarian, vegan, reduced fat, et. al. Underline alternative ingredient(s) in the recipe. Exhibit two individual items or 1/4 of a large item.

ADVANCED SKILL LEVEL 4 -Cooking 401 and Baking 4 (for intermediates and seniors)

511 140 00_: Recipe of the Year Class: Exhibit 1/4 of the item. Recipes can be found at: <http://oregon.4h.oregonstate.edu/special-events/state-fair/cm-family>.

Even Years: Busy Day Oatmeal Cake (must use recipe from Baking 4, page 17).

Odd Years: Single Pie Crust (must use recipe from Baking 4, pg. 21).

511 140 01_: Foam Cakes (Angel Food, Sponge, Chiffon). No commercial mixes; no fillings or toppings (i.e., frosting, icing, glaze, powdered sugar, fruit or nuts). Exhibit two individual items or 1/4 of a large item.

511 140 02_: Focaccia Bread (must use recipe from Cooking 401, pg. 22) Exhibit 1/4 of item.

511 140 03_: Yeast Bread product, plain dough using all white flour. Exhibit 1/4 of a loaf

511 140 04_: Yeast Bread product, plain dough using all whole wheat flour. Exhibit 1/4 of a loaf

511 140 05_: Yeast Bread product, plain dough using an alternative grain. Exhibit 1/4 of a loaf

511 140 06_: Yeast Bread product, plain dough using a combination of flours. Exhibit 1/4 of a loaf

511 140 07_: Yeast Bread product (using any type of flour) with added non-perishable ingredients (ie. herbs, nuts, dried fruit, etc.) Exhibit 1/4 of a loaf

511 140 08_: Yeast Bread product using special shaping. Exhibit two individual items or 1/4 of a large item.

511 140 09_: Specialty Pastry. Baked items

such as pie tarts, puff pastry, phyllo doughs, scones, biscotti, choux, croissants, danish, strudels. Phyllo dough must be made from scratch. Pastries made with cream or egg based fillings will be disqualified. Exhibit two individual items.

511 140 16_: Baked Food Product (from any exhibits in Level 4) reflecting alternative dietary choices. Recipe for the food product has been chosen specifically to address choices or altered significantly to now reflect needs for an alternative diet, such as gluten free, sugar substitute, vegetarian, vegan, reduced fat, et. al. Underline alternative ingredient(s) in the recipe. Exhibit two individual items or 1/4 of a large item.

511 444 03_: Cooking Up a Career. Find someone you know who works in a catering business, local restaurant, health care food service, food scientist, works as a Registered Dietitian, or any other food or nutrition related industry. What do they do? How much education do they need? Why did they choose this profession? What is the most enjoyable thing about their chosen profession? Maximum of two pages, one sided write up of an interview. Consider creativity and neatness. Mount on a 9"x12" colored paper or poster board, or display in clear plastic binder. Include a picture of the person interviewed. (May be laminated to preserve exhibit.) Overall size of mounted exhibit should be no larger than 9"x12".

ALL SKILL LEVELS

POSTER

511 100 11_: Poster showing and explaining something that you have made, done, or learned in your Foods and Nutrition project. Poster must not exceed 24"x30".

PHOTO SERIES OR PICTORIAL STORY


511 200 13_: Photo series or pictorial story depicting hunted or harvested foods of the Pacific Northwest from harvest to table. Series may include up to twenty color photos, pictures or drawings of one theme on one story board **not to exceed 24" x 30"**. Please note if some of the photos were taken by someone else. Exhibits will be judged on the exhibitor's ability to creatively depict a story and not on their photography or drawing ability.

GIFT PACKAGE

511 140 14_: A Gift Package with home-made foods featuring up to five Pacific Northwest products. At least two foods must be made by the exhibitor and feature Pacific Northwest products. Gift package can be in a box or basket **not to exceed 18" x 24"**. **Exhibit must include a breakdown of costs incurred in preparing the gift package, including items on hand or recycled.** Baked items should be at least two of a small or one-quarter of a large food. Include recipes on 5" x 8" card or paper.

FAVORITE RECIPE COLLECTION

Write current year in upper right hand corner of each recipe. **Cards or recipes must be in front of file or designated (paper clips, tabs, etc.) throughout the collection for ease in judging.** Pen, pencil, typed, or printed is acceptable as long as required elements are on the recipe. Recipe collection can be in a file box or in recipe book form. Follow specific guidelines on check sheet. Adding decorative items to recipes is optional and is not a part of the judging process.



4-H Activities

511 300 111: Junior –collection with five recipes of foods you have prepared, using ingredients grown in the Pacific Northwest.

511 300 112: Intermediate – Collection with ten recipes of foods you have prepared. Five recipes should include a variety of grain products (examples: granola, rice pudding, bulgur salad, pizza), 3 vegetable recipes, and 2 free choice (no restrictions) recipes.

511 300 113: Senior – collection with fifteen recipes of foods you have prepared. Six recipes should be vegetable and fruit recipes, four recipes should be one-pot meals using or demonstrating knowledge of various kitchen appliances (examples: microwave, wok, electric skillet), 3 poultry, fish or meat recipes (may substitute other protein dishes as desired), and 2 free choice (no restrictions) recipes.

FOOD PRESERVATION

1. Members must use current OSU approved or USDA preparation & processing recommendations for preserved foods. Current OSU approved publications can be found at: <http://extension.oregonstate.edu/fch/food-preservation> Current USDA recommendations can be located on the internet at: http://nchfp.uga.edu/publications/publications_home.html or <http://nchfp.uga.edu/> The Ball Blue Book copyright 2009 or newer, So Easy to Preserve Book, pectin package inserts, or pectin product websites are also approved sources. Make sure to follow the approved processing times listed for your product.

2. All products, including all preserved products in gifts packs, must have a 4-H Food Preservation Explanation Card (512-07) with complete information and instructions/recipe.

3. All containers must have label or tape with member name, county, class number. Label should be placed on the bottom of container or location not to interfere with allowing judge to see contents.

4. Include jar rings on all canned products. Jars may be opened during the judging process. For this reason we strongly urge you to use smaller jars for your fair exhibits. Suggested are 4 oz. jars for jams and jellies, half pints and pint jars for other products. Larger jars will be accepted, but food may be wasted as any opened jars may be emptied before returning after Fair.

5. Dried foods should be exhibited in jars or sturdy plastic bags, with labels securely attached.

6. County Fair: Members may enter six classes in their division. One entry per class.

7. State Fair: Members may enter three classes in their division.

Note: Fill in blank in class number () with corresponding numbers for:

Junior - 1; Intermediate - 2; Senior - 3

JUNIOR DIVISION

1. Members in this division can choose to exhibit any of the products listed below by placing a "1" in the last digit of the class number.

2. May enter six classes, only one exhibit per class number. Starred (*) items are suggested as beginning exhibits for first year juniors.

512 111 01_ *Canned fruit or berries. One jar of fruit or berries processed in a boiling water canner.

512 111 02_ *Canned tomatoes. One jar of tomatoes processed in a boiling water canner.

512 111 03_ Canned tomato sauce, juice, or ketchup. One jar of canned tomato sauce (plain or flavored), tomato juice or tomato vegetable juice blend, or ketchup processed in a boiling water canner.

512 111 04_ Canned tomato based salsa. One jar of canned tomato based salsa. Jars must be sealed by processing in a boiling water canner.

512 111 05_ Canned fruit based salsa. One jar of canned fruit based salsa. Jars must be sealed by processing in a boiling water canner.

512 111 06_ Relish. One jar of cucumber relish. Jars must be sealed by processing in a boiling water canner.

512 111 07_ Relish. One jar of relish, other than cucumber. Jars must be sealed by processing in a boiling water canner. Examples include zucchini relish, corn relish and chutneys, other chopped fruit and vegetable based products that include acidification.

512 111 08_ Canned pie filling. One jar of canned pie filling thickened with Clear Jello.

512 111 09_ Fruit Sauce. One jar of canned fruit sauce without a thickener. Examples include apple sauce.

512 111 10_ *Cooked jam. One jar of cooked jam using commercial pectin. Jars must be sealed by processing in a boiling water canner.

512 111 11_ *Cooked jelly. One jar of cooked jelly using commercially available juice and pectin. Jars must be sealed by processing in a boiling water canner.

512 111 12_ Quick cucumber pickles. One jar of cucumber quick pickles. Jars must be sealed by pasteurization or processing in a boiling water canner.

512 111 13_ Quick pickles other than cucumbers. One jar of canned fruit or vegetable quick pickles. Examples include crab apple, watermelon, dilled green beans, etc. Jars must be sealed by processing in a boiling water canner.

512 111 14_ *Fruit leather. Four rolled pieces (about 1: wide) of one flavor of fruit leather.

512 111 15_ *Dried fruit. About one-half cup of dried pieces of fruit (not leather).

512 111 16_ *Dried vegetable. About one-quarter cup of dried pieces of vegetable.

512 111 17_ *Dried herbs. About 1/4 - 1/2 cup of dried herbs.

512 111 18_ *Dried herb seasoning combination. About 1 tablespoon of dried herb seasoning combination.

512 111 301 *Gift pack. One gift package including two different products from Junior Division of preservation methods. Each preserved product must have a 4-H Food Preservation Explanation card (512-07) (new 12/14). The gift pack may also include products made or purchased by exhibitor to complete the theme. Indicate for whom the gift is intended and for what occasion. (Example: A housewarming gift for new neighbors.)

INTERMEDIATE & SENIOR DIVISION

1. Members in these divisions can choose to exhibit any of the products listed under

the Junior Division, except Gift pack, by placing a "2" in the last digit of the class number for Intermediates or a "3" in the last digit of the class number for Seniors.

2. They can also choose from any of the following exhibits as long as they enter only 6 exhibits total, one exhibit per class number.

512 111 21_ Cooked jelly. 1 jar of cooked jelly using juice the member has extracted & commercial pectin. Jars must be sealed by processing in a boiling water canner.

512 111 22_ Cooked jelly or jam. One jar of cooked jelly or jam made without added commercial pectin. Jelly must use juice extracted by the member. Jars must be sealed by processing in a boiling water canner.

512 111 23_ Syrup or juice. One jar of juice or syrup made from the juice that the member has extracted. Jars must be sealed by processing in a boiling water canner.

512 111 24_ Fermented pickles or sauerkraut. One jar of fermented (brined) pickles or sauerkraut. Jars must be sealed by processing in a boiling water canner.

512 111 25_ Canned vegetables or tomatoes. One jar of canned vegetables or tomatoes processed in a pressure canner.

512 111 26_ Canned meat or poultry. One jar of canned meat or poultry processed in a pressure canner.

512 111 27_ Canned fish. 1 jar of canned fish processed in a pressure canner. Fish products should be exhibited in pint or half pint jars.

512 111 28_ Canned combination dish. One jar of canned combination dish processed in a pressure canner. Examples include chili, soup, baked beans, etc.

512 111 29_ Dried meat or poultry jerky. Four 1"x3" pieces of 1 type of jerky. Meat jerky (beef, venison or poultry) should follow the recommendations for preparation in Making Jerky at Home Safely, PNW 632, May 2012.

512 111 302 Intermediate Gift pack. One gift package including three different preserved products. Use two or more preservation methods. Methods from the junior & intermediate/senior divisions may be used. Each preserved product must have a 4-H Food Preservation Explanation Card (512-07) (new 12/14). The gift pack may also include products made or purchased by exhibitor to complete the theme. Indicate for whom the gift is intended and for what occasion. (Example: a housewarming gift for new neighbors.)

512 111 303 Senior Gift pack. One gift package including three or more different preserved products. Use two or more preservation methods. Methods from the junior and intermediate/senior divisions may be used. Each preserved product must have a 4-H Food Preservation Explanation Card (512-07) (new 12/14). The gift pack may also include products made or purchased by exhibitor to complete the theme. Indicate for whom the gift is intended and for what occasion. (Example: a housewarming gift for new neighbors.)

FOOD PREPARATION CONTESTS

FOOD PREPARATION CONTEST

1. Participants must be enrolled in the Foods and Nutrition project.

2. Each participant must prepare one food product.

3. Participants will have one hour (start to

finish) for set-up, preparation, and cleanup. Participants must provide all ingredients and equipment except range, microwave oven, and refrigerator.

4. Participants should prepare one recipe, one batch, etc., of the food product using at least two ingredients representative of the Pacific Northwest.

5. Participants should select a food product that can be prepared within the time limit. Only yeast products which require proofing will be allowed extra time. Proofing time is done with members out of the kitchen.

6. Participants should not prepare the same recipe more than one year.

7. For food safety reasons finished dishes prepared at home may not be brought in and served at fair.

8. The use of alcoholic beverages that would be unlawful for a minor to purchase or possess is not permitted.

9. The food prepared must be displayed on a serving platter or tray, or in a dish, bowl, basket, etc.

10. Participants must also display one place setting of the table service which would be used in serving the food at a meal (include plates, tableware, napkin, glasses, tablecloth, placemat, or whatever is appropriate). A card table will be available for each display. A centerpiece may be included if the participant wishes, but is not required.

11. Participants will serve a sample of the dish to the judge. The remainder will be served to the public. Paper plates and plastic utensils will be provided for the public.

12. All participants must provide the judge with a "Foods of the Pacific Northwest Judge's Information Form" (511-04). The judge will also ask questions regarding the Pacific Northwest food used, i.e., nutritive value, region produced, or season when most plentiful.

13. All participants must provide a poster (approximately 24"x30") of the recipe to display in the preparation area. Posters will not be returned. Please include 4-H member's name, county and contest name on the poster.

14. Participants are expected to leave the kitchen clean. This will be part of the judge's evaluation.

511 601 011 Food Prep, Junior (One food product chosen from: Fruit or Vegetable Dish, Salad, Sandwich, Grain Product, Yeast Product, Dairy Product, Main Dish)

511 601 012 Food Prep, Intermediate (One food product chosen from: Fruit or Vegetable Dish, Salad, Sandwich, Grain Product, Yeast Product, Dairy Product, Main Dish)

511 601 013 Food Prep, Senior (One food product chosen from: Fruit or Vegetable Dish, Salad, Sandwich, Grain Product, Yeast Product, Dairy Product, Main Dish)

FOOD PREPARATION CONTEST - CELEBRATE OUR WORLD

1. Participants must be enrolled in the Foods and Nutrition project.

2. Each participant must prepare one food product.

3. Participants will have one hour (start to finish) for set-up, preparation, and cleanup. Participants must provide all ingredients and equipment except range, microwave oven, and refrigerator.

4. Participants should prepare one recipe,

4-H Activities

one batch, etc., of the food product focusing on the country or region of celebration.

5. Participants should select a food product that can be prepared within the time limit. Only yeast products which require proofing will be allowed extra time. Proofing time is done with members out of the kitchen.

6. **For food safety reasons finished dishes prepared at home may not be brought in and served at fair.**

7. The use of alcoholic beverages that would be unlawful for a minor to purchase or possess is not permitted.

8. The food prepared must be displayed on a serving platter or tray, or in a dish, bowl, basket, etc.

9. Participants must also display one place setting of the table service which would be used in serving the food at a meal (include plates, tableware, napkin, glasses, tablecloth, placemat, or whatever is appropriate). A card table will be available for each display. A centerpiece may be included if the participant wishes, but is not required.

10. Participants will serve a sample of the dish to the judge. The remainder will be served to the public. Paper plates and plastic utensils will be provided for the public.

11. All participants must provide the judge with a "Foods of the Pacific Northwest Judge's Information Form" (511-04) but it will be focused on the food and the country or region of focus instead of the Pacific Northwest. The judge will also ask questions regarding the food and the country or region of focus.

12. All participants must provide a poster (approximately 24"x30") of the recipe to display in the preparation area. Posters will not be returned. Please include 4-H member's name, county and contest name on the poster.

13. Participants are expected to leave the kitchen clean. This will be part of the judge's evaluation.

2018 CELEBRATE OUR WORLD: MEXICO

To celebrate the diversity in our world, each year the Oregon 4-H project areas will focus attention on the cultures of a different country or region of the world. This special emphasis allows members to focus on learning about the country/region and the skills and techniques unique to that culture.

511 800 011 Food Prep, Junior (One food product inspired by the Celebrate our World country or region)

511 800 012 Food Prep, Intermediate (One food product inspired by the Celebrate our World country or region)

511 800 013 Food Prep, Senior (One food product inspired by the Celebrate our World country or region)

MINI-MEAL CONTEST

1. There are three divisions in the contest, Junior, Intermediate and Senior. Within those divisions there are individual & team classes.

2. Teams will consist of two members. If one team member is a senior and the other an intermediate, the mini-meal should be entered in the senior division.

3. 4-H members enrolled in the Food and Nutrition and Food Preservation projects may have one entry in each class within their division as long as different dishes are prepared for each.

4. Each participant (or team) must prepare only two dishes. One must be a main dish and the other can be any other food which would either (a) make an entire meal if served together, or (b) be part of a larger meal if other foods were included. The meal might be a breakfast, lunch, dinner, brunch, buffet supper, snack meal, party meal, etc.

5. Members can utilize food products they have preserved.

6. Participants will have two hours (start to finish) for set-up, preparation, and cleanup.

7. Participants must provide all ingredients and equipment except range, microwave oven, and refrigerator.

8. Participants should prepare one recipe, one batch, etc., of each food product. No fixed number of servings is required.

9. For food safety reasons finished dishes prepared at home may not be brought in and served at fair.

10. The use of alcoholic beverages that would be unlawful for a minor to possess is not permitted.

11. The foods prepared must be displayed on a serving platter or tray, or in a dish, bowl, basket, etc.

12. Participants must also display one place setting of the table service which would be used in serving the meal (include plates, tableware, napkin, glasses, tablecloth, placemat, or whatever is appropriate). A card table will be available for each participant to use for display. A centerpiece may be included if the participant wishes, but is not required.

13. Participants will serve a sample of the two dishes to the judge. The remainder will be served to the public. Paper plates & plastic utensils will be provided for the public.

14. All participants must provide the judge with a "4-H Mini-Meal Contest Judge's Information Form" (511-01)(revised 2013).

15. All participants must provide a poster (approximately 24"x30") of the recipe to display in the preparation area. Posters will not be returned. Please include 4-H member's name, county and contest name on the poster.

16. Participants are expected to leave the kitchen clean. This will be part of the judge's evaluation.

511 602 011 Mini-Meal, Junior

511 602 021 Mini-Meal, Junior Team

511 602 012 Mini-Meal, Intermediate

511 602 022 Mini-Meal, Intermediate Team

511 602 013 Mini-Meal, Senior

511 602 023 Mini-Meal, Senior Team

HORTICULTURE

CONTAINER GARDENING

1. Exhibits should be delivered to the 4-H Exhibit Building on Sunday, August 12 from Noon-4:30pm. Pickup will be Saturday, August 18 from 10-10:30pm; or Sunday, August 19 from 9-11:30am.

2. Plants entered in Container Gardening must be grown by the exhibitor.

3. Member's name and county should be securely attached to the bottom of each container.

4. Exhibits exceeding 30 lbs. or measuring larger than 30"x30" will not be accepted.

5. The Container Gardening Exhibit Information Card (716-02) must be firmly

attached to the exhibit and covered with a closeable sandwich bag (Ziploc) to keep the card dry. Please attach to the container with clear packaging tape or duct tape.

6. Exhibitors should use the online publication Select and Prepare Herbs for Exhibit (4H 2335) as reference. Selection of herbs is the choice of the 4-H member.

7. Junior herb container garden must include 2 herbs from different species. Intermediate herb container garden must include at least 3 herbs from different species. Senior herb container garden must include at least 4 herbs of different species.

8. Container exhibits will be cared for by 4-H volunteers at Jo Co Fair (and 4-H volunteers at the Oregon State Fair). The 4-H program cannot be responsible for the condition of the plant when it is returned.

9. County/State Fair: Exhibitors may enter only one exhibit in each class number.

CONTAINER GARDENING, JUNIOR

716 115 011 Terrarium (closed container)

716 115 021 Dish Garden (cacti & succulents, more than 1 plant)

716 114 031 Houseplant (1 plant)

716 113 041 Patio Plant (1 outdoor plant in a container)

716 113 141 Patio Planter (more than 1 outdoor plant, can be combination of annuals, perennials, herbs and /or vegetables)

716 112 051 Potted Vegetable

716 116 001 Potted Herbs (must be 2 herbs)

716 117 061 Other (for exhibits that do not fit in above classes.)

CONTAINER GARDENING, INTERMEDIATE

716 115 012 Terrarium (closed container)

716 115 022 Dish Garden (cacti & succulents, more than 1 plant)

716 114 032 Houseplant (1 plant)

716 113 042 Patio Plant (1 outdoor plant in a container)

716 113 142 Patio Planter (more than 1 outdoor plant, can be combination of annuals, perennials, herbs and/or vegetables)

716 112 052 Potted Vegetable

716 116 002 Potted Herbs (must include 3 herbs)

716 117 062 Other (for exhibits that do not fit in above classes.)

716 200 012 Display (An experiment with plant(s) in containers. Exhibit must show & include a written explanation of what was done & a summary of what was learned. Display not to exceed 30"Wx24"Dx36"H.)

CONTAINER GARDENING, SENIOR

716 115 013 Terrarium (closed container)

716 115 023 Dish Garden (cacti & succulents, more than 1 plant)

716 114 033 Houseplant (1 plant)

716 113 043 Patio Plant (1 outdoor plants in a container)

716 112 143 Patio Planter (more than 1 outdoor plant, can be combination of annuals, perennials, herbs and/or vegetables)

716 112 053 Potted Vegetable

716 116 003 Potted Herbs (must include 4 herbs)

716 117 063 Other (for exhibits that do not fit in the above classes.)

716 200 013 Display (An experiment with plant(s) in containers. Exhibit must show

and include a written explanation of what was done and a summary of what was learned. Display not to exceed 30"Wx24"D & 36"H.)

716 300 013 Commercial exhibit of plants (flat or market package) (Include planting dates, costs incurred, and suggested retail pricing.)

2018 CELEBRATE OUR WORLD: MEXICO

To celebrate the diversity in our world, each year the Oregon 4-H project areas will focus attention on the cultures of a different country or region of the world. This special emphasis allows members to focus on learning about the country/region and the skills and techniques unique to that culture.

Note: Fill in the blank in the class number with the appropriate number below:

Intermediate – 2, Senior – 3

716 800 00_ Celebrate our World inspired container garden

FLOWERS & ORNAMENTALS

1. Exhibits should be delivered to the 4-H Exhibit Building on Sun., Aug. 12 from noon-4:30pm. Pickup will be Sat., Aug. 18 from 10:00 – 10:30 pm, or Sun., Aug. 19 from 9:30-11:30am.

2. For cut flower exhibits do not bring or leave your own vase. The fair will provide vases. Arrangement exhibits will be displayed in the container provided by the exhibitor.

3. The class and kind of flower must appear on the exhibit tag attached to the exhibit.

4. The number of flowers required for each exhibit can be found in parentheses after each flower type.

5. In an exhibit of 3 blooms, all blooms must be the same color. Each flower is to have foliage attached or include foliage.

6. Exhibitors may use a holding device to secure arrangements.

7. Each exhibit will receive a ribbon.

8. Exhibitors may enter a portion of their allowed/allotted flower exhibits in either of the "Other" types. Exhibitors can exhibit only one entry for each of the "Other" types; Other, Perennial Cut Flowers; Other, Annual Cut Flowers.

9. For arrangements and dried materials the flowers may be grown or purchased by the exhibitor.

10. County/State Fair: The total number of cut flower exhibits may not exceed 3 for Juniors, 4 for Intermediates, or 5 for Seniors. For arrangements and dried materials exhibitors may enter only 1 exhibit per class.



4-H Activities

TYPES (Number of stems required in parentheses.)

- Asters (3) Blooms
- Bachelor Buttons (3) Blooms
- Calendulas (3) Blooms
- Chrysanthemums (1) Spray
- Cosmos (3) Blooms
- Dahlias, under 3" disbudded (3)
- Dahlias, 3-6" dia. disbudded (1)
- Dahlias, 6" & over disbudded (1)
- Gladiolus (1) Spike
- Gloriosa Daisy (3) Blooms
- Lilies (1) Stalk
- Marigold, African (1) Bloom
- Marigold, French (3) Stems
- Nasturtiums (3) Blooms
- Petunia, (3) Stems
- Roses, Miniature (1) Spray
- Roses, grown in clusters (more than three blooms) (1) Spray
- Roses, hybrid tea disbudded (1) Bloom
- Roses, other (1) Bloom
- Snapdragons (3) Spikes
- Statice (1) Spray
- Straw Flowers (1) Stem
- Zinnias (3) Blooms
- Other, Perennial Cut Flowers
- Other, Annual Cut Flowers

DEFINITIONS:
 Bloom: an individual flower, one blossom to a stem.
 Spike: a stalk carrying many stemless or nearly stemless flowers.
 Spray: a portion of a plant with a number of flowers on one.
 Stem: a stem with one or more flowers

Disbudded: removal of the lateral buds along the stem of the flower.

- CUT FLOWERS**
- 713 100 011 Juniors, exhibitors limited to 3 separate flower types.
 - 713 100 012 Intermediate, exhibitors limited to 4 separate flower types.
 - 713 100 013 Seniors, exhibitors limited to 5 separate flower types.

- ARRANGEMENTS**
- 713 420 011 Juniors, arrangement of fresh flowers in a suitable container.
 - 713 420 012 Intermediates, arrangement of fresh flowers, any choice of design.
 - 713 420 013 Seniors, arrangement of fresh flowers, any choice of design.
 - 713 420 023 Seniors, arrangement of fresh flowers, with theme for 2018 "A Celebration of Pet Pals"
 - 713 420 033 Seniors, miniature arrangement using dried or fresh materials, no larger than 8"x8"x8".

- BOUQUETS**
- Flowers may be grown or purchased by the exhibitor. Bouquets exhibits will be displayed in the container provided by the exhibitor. Bouquets MUST NOT use a frog, wire, or floral foam in the vase to stabilize the exhibit. Each Bouquet is to have foliage attached or include foliage. A Flower Show Exhibit Tag must be attached to the exhibit. On the Flower Show Exhibit Tag fill in the Class No. (see below) and for Class (kind of flower) write Bouquet.
- 713 430 011 Juniors, Bouquet of fresh flowers in a suitable container, any design.
 - 713 430 012 Intermediates, Bouquet of fresh flowers, in a suitable container, any design.
 - 713 430 013 Seniors, Bouquet of fresh flowers, in a suitable container, any design.
 - 713 430 023 Seniors, Bouquet of fresh flowers, with theme for 2018 "A Celebration of Pet Pals"

- CORSAGE AND BOUTONNIERE**
- Flowers may be grown or purchased by the exhibitor. An exhibit of one Corsage and one Boutonniere. Corsage refers to a small bouquet of flowers worn on a woman's dress or worn around her wrist. The blooms do not need to be all the same color. A method of attaching the corsage for wearing must be provided. A boutonniere is a floral decoration worn by men, typically a single flower or bud. A method of attaching the boutonniere must be provided. Each Corsage and Boutonniere is to have foliage attached or include foliage. The Corsage and Boutonniere are to be displayed in a plastic zip lock type bag. A neatly cut square of white cardboard may be placed in the bag to stabilize the exhibit if desired. A Flower Show Exhibit Tag must be attached to the exhibit. On the Flower Show Exhibit Tag fill in the Class No. (see below) and for Class (kind of flower) write Corsage/Boutonniere.
- 713 440 002 Intermediates, Corsage and Boutonniere of fresh flowers, suitable designed for a formal occasion, any design.
 - 713 440 003 Seniors, Corsage and Boutonniere of fresh flowers, suitable designed for a formal occasion, any design.

2018 CELEBRATE OUR WORLD: MEXICO

To celebrate the diversity in our world, each year the Oregon 4-H project areas will focus attention on the cultures of a different country or region of the world. This special emphasis allows members to focus on learning about the country/region and the skills and techniques unique to that culture.

Note: Fill in the blank in the class number with the appropriate number below:
 Intermediate – 2 Senior – 3
 713 800 00_ Celebrate our World inspired arrangement

- DRIED MATERIALS**
- 713 130 041 Juniors, arrangement of dried flowers.
 - 713 130 042 Intermediates, arrangement of dried materials.
 - 713 130 043 Seniors, arrangement of dried materials.

- LIVING FLORAL ARRANGEMENT COUNTY CLASSES**
1. Exhibits should be delivered to the 4-H Exhibit Building on Sunday, August 12 from noon-4:30pm. Pickup will be Saturday, August 18 from 10-10:30pm, or Sunday, August 19 from 9:30-11:30am.
 2. Exhibit is to explore creativity. Unique containers are welcome.
 3. Minimum of 5 individual plant types used.
 4. Grown & arranged in an upright floral fashion.
 5. Judged on overall health, floral qualities and balance.

Driveway Paving SPECIAL

Call now & schedule a free estimate!

No Job too Big or Small!

541-862-2390

140 Aggregate Ave., Murphy OR 97527
 Monday - Friday 7am - 4pm • www.cpipaving.com • FREE Estimates!

Roley's Got You Covered!

FIRE PROTECTION EQUIPMENT!

- Fire Extinguishers
- Fire Hoses • Fire Hose Nozzles & Reels
- Fire Fighting Boots

Inspections on your site. Consultations available.

T-shirts starting at \$16.99

Shorts starting at \$29.99

Roley's
PACIFIC SUPPLY
 Since 1951

440 SE 'G' St • Corner of 10th & 'G' • 541-479-7578
roleypacificsupply.com



THE ONLY REAL CHOICE

BX1880 + LOADER + MOWER DECK



Mid-Mount Mower Deck Not Shown.



PAYMENTS AS LOW AS

\$129
PER MONTH*

0%^{APR} FINANCING
FOR
84 MONTHS*

6 YEAR
LIMITED POWERTRAIN
WARRANTY™

PROMOTIONAL OFFERS END 6/30/18.

Central Equipment

3008 Biddle Road, Medford, OR 97504 • (541) 779-7443

*0% A.P.R., 20% down, financing for 84 months on purchases of new Kubota BX1880 plus 54" standard mower-deck & LA344 loader from participating dealers' in-stock inventory is available to qualified purchasers through Kubota Credit Corporation USA; subject to credit approval. Example: 84 monthly payments of \$11.90 per \$1,000 financed. Example amount based on sales price of \$13,545.00. Each dealer sets own price. Prices & payments may vary. Offer expiration 6/30/18. Optional equipment may be shown. **Only terms & conditions of Kubota's standard Limited Warranty apply. For warr. terms see your Kubota dealer or go to KubotaUSA.com.

KubotaUSA.com



© Kubota Tractor Corporation, 2018

6. Cash awards for Grand Champion and Reserve Grand Champion.

Note: Fill in the blank in the class number with the appropriate number below:

Junior – 1; Intermediate – 2; Senior - 3

713 420 50_Living Floral Arrangement

HERBS

1. Exhibits should be delivered to the 4-H Exhibit Building on Sunday, August 12 from noon-4:30pm. Pickup will be Saturday, August 18 from 10-10:30pm, or Sunday, August 19 from 9:30-11:30am.

2. Herbs must be grown by the exhibitor.

3. Exhibits must be arranged by 4-H member only.

4. Fresh cut herbs that have their own class in vegetables, such as onions and garlic, should be exhibited in that class, not in the Fresh Cut Herb classes.

5. A Herb Dried, Fresh-Cut Explanation Card (712-06) must be firmly attached to all herb exhibits.

6. For dried herbs the information card must include drying method. Basil, chives, dill leaves, fennel and parsley should not be exhibited dried because they are best preserved by freezing.

7. Display all dried herbs in a self-closing bag: one inch bunch secured with a twist tie or three tablespoons dried leaves or one tablespoon of dried seeds.

8. Exhibitors should use the online publication Select and Prepare Herbs for Exhibit (4H 2335) as reference. Selection of herbs is the choice of the 4-H member.

9. County/State Fair: Exhibitors may enter only one exhibit in each class number.

HERB EXHIBITS, FRESH CUT

712 117 001 Herbs, Fresh Cut, Junior, (one bunch with stems one inch in diameter)

712 117 011 Cut Herb Collection Junior, (include 3 different herbs in same amounts as fresh cut exhibit)

712 117 002 Herbs, Fresh Cut, Intermediate, (one bunch with stems one inch in diameter)

712 117 012 Cut Herb Collection Intermediate, (Include 4 different herbs in same amounts as fresh cut exhibit, 1 which is new this year)

712 117 003 Herbs, Fresh Cut, Senior, (one bunch with stems one inch in diameter)

712 117 013 Cut Herb Collection Senior, (5 different herbs in same amounts as fresh cut exhibit, 2 which are new this year)

HERB EXHIBITS, DRIED

712 118 001 Herbs, Dried, Junior, Display all herbs in a self-closing bag: one inch bunch secured by a twist tie or three tablespoons dried leaves or one tablespoon of dried seeds.

712 118 011 Herbs, Dried Collection, Junior, (3 herbs in same amounts as dried herb exhibit)

712 118 002 Herbs, Dried, Intermediate, Display all herbs in a self-closing bag: one inch bunch secured by a twist tie or three tablespoons dried leaves or one tablespoon of dried seeds.

712 118 012 Herbs, Dried Collection, Intermediate, (4 herbs in same amounts as dried herb exhibit, 1 which is new this year)

712 118 003 Herbs, Dried, Senior, Display all herbs in a self-closing bag: one inch bunch secured by a twist tie or three table-

spoons dried leaves or one tablespoon of dried seeds.

712 118 013 Herbs, Dried Collection, Senior, (5 herbs in same amounts as dried herb exhibit, 2 which are new this year)

VEGETABLES

1. Exhibits should be delivered to the 4-H Exhibit Bldg. on Sun., Aug. 12 noon-4:30pm. Pickup will be Sat., Aug. 18 from 10-10:30pm, or Sun., Aug. 19 from 9:30-11:30am.

2. Vegetables must be grown by the exhibitor.

3. Exhibits must be set up and arranged by 4-H member only.

4. The publication "Selecting and Preparing Vegetables for Exhibit", 4-H 2334, should be used by exhibitors as a reference except for the specific numbers of vegetables required for plate and collection exhibits which is listed below. This publication provides tips for selecting and preparing vegetables for exhibit.

5. Plate exhibits will be exhibited on 9" paper plates. Vegetable Collection exhibits must fit on a tray 18½"x14½"x2¾". Paper plates and trays will be provided.

6. Each exhibit will receive a ribbon.

7. Vegetables will not be returned unless specifically requested. Any usable produce will be donated to a food bank.

8. County/State Fair: Juniors may enter a maximum of 3 plate exhibits, in addition to one vegetable collection. Intermediates may enter a maximum of 4 plate exhibits in addition to their choice of a vegetable collection exhibit, or poster display. Seniors may enter a maximum of 5 plate exhibits in addition to their choice of a vegetable collection exhibit, commercial display, or educational display.

CLASSES (Number of veggies required in parentheses.)

Beans, Snap (Wax, Italian, Green) (5)

Beans, Other (Dry, Horticulture, Limas, Purple) (5)

Beans, Horticultural (5)

Beets (5)

Broccoli (1) Main head or (5) side shoots

Carrots (5)

Corn, Sweet (2)

Cucumbers, Slicing (Lemon, Burpless, Slicing varieties)(2)

Cucumbers, Lemon (2)

Cucumbers, Pickling (5)

Garlic, Regular (2), Elephant (1)

Kohlrabi (2)

Lettuce (1 plant) leaf lettuce in vase of water

Onions, Bulb (3)

Onions, Green (5 onions)

Peas, in pod (5)

Peppers, Bell or Sweet (2)

Peppers, Hot (5)

Potatoes (5)

Pumpkins (1)

Squash, Summer Crookneck (2)

Squash, Summer Zucchini (2)

Squash, Winter (1)

Tomato slicing (3)

Tomatoes, Cherry (5)

Tomato, other (5)

Turnips (2)

Other, # (refer to 4-H 2334)

VEGETABLE EXHIBITS, JUNIOR

712 100 011 Plate Exhibit of One Type,

limit 3 entries

712 100 021 Vegetable Collection Exhibit, include 3 different vegetables in same amounts required as in plate exhibits.

VEGETABLE EXHIBITS, INTERMEDIATE

712 100 012 Plate Exhibit of One Type, limit 4 entries

712 100 022 Vegetable Collection Exhibit, include 4 different vegetables in same amounts required as in plate exhibits.

712 200 032 Poster or Display, describing results of 4-H member's experimental garden. Display not to exceed 30"x24"Dx 36"H.

VEGETABLE EXHIBITS, SENIORS

712 100 013 Plate Exhibit of One Type, limit 5 entries

712 100 023 Vegetable Collection Exhibit, include 5 different vegetables in same amounts required as in plate exhibits.

712 100 033 Commercial Display, include 10 lb. unit of produce with record of costs of commercial garden.

712 200 043 Project Display, describing the experimental design and results of an experiment in commercial gardening. Display not to exceed 30" wide x 24" deep x 36" high.

THE BOUNTY – COUNTY CLASSES

1. Exhibits should be delivered to the 4-H Exhibit Building on Sunday, August 12 from noon-4:30pm. Pickup will be Saturday, August 18 from 10-10:30 pm, or Sunday, August 19 from 9:30-11:30am.

2. Exhibit is to have 5 different vegetable groups represented.

3. Each vegetable group will display 3 uniform vegetables of that type on a 9" plate which will be provided.

4. All vegetables must be grown by the exhibitor in their own space in the family garden or in pots.

5. This exhibit will include 5 photographs. Each photograph will include the exhibitor and a plant from which each vegetable type will be harvested for the exhibit.

6. The exhibit will also include an essay of 250 words or less titled "What Gardening Means to Me". If typed, the essay should be double spaced in 14 pt. font. If handwritten, it needs to be legible.

7. Photographs and essay need to be mounted on cardboard or foam board that measures not more than 15"x20".

8. Cash awards for Grand Champion and Reserve Grand Champion.

Note: Fill in the blank in the class number with the appropriate number below:

Junior – 1; Intermediate – 2; Senior - 3

712 100 52_The Bounty

SCIENCE, TECHNOLOGY, ENGINEERING AND INDUSTRIAL ARTS SCIENCE

1. Open to any enrolled 4-H member.

2. The purpose of this type of exhibit is for members to communicate the processes and outcomes of a scientific investigation they design and conduct themselves.

3. The display must include: (1) a question or hypothesis, (2) an investigative procedure (What was done?), (2) the data collection or observation method (How was it collected/observed), (3) a report of the data collected or observations made, (4) an analysis of the data collected or observations made (How do you interpret the data and evidence?), (5) a conclusion addressing the original question or hypothesis (Does the evidence support or refute your claim?). Intermediate and Senior Exhibits must include a data chart and a graph or other visual representation of the data.

4. See display rules and requirements under COMMUNICATIONS section, EDUCATIONAL DISPLAYS.

5. County/State Fair: Members may enter one exhibit per class in their level.

Note: Fill in the blank in the class number with the appropriate number below:

Junior – 1; Int. – 2; Sr. – 3; Club - 4

840 100 00_ Science Investigation Display

TECHNOLOGY

1. Each exhibit piece must be labeled with the member's name, county & class number.

2. If more than one article is contained in the exhibit each article must be labeled with the member's name, county & class number. This may be done with masking tape, attaching an index card, or writing directly on the back with a marker. All the articles that comprise the exhibit must be attached to each other.

3. Each exhibit must include the current year's edition of the appropriate Project Description for the exhibit form filled out neatly and securely attached to the exhibit.

4. Exhibitors should answer the description page carefully and in full sentences. This is the exhibitor's opportunity to tell the judge about their project.

5. In some cases, the exhibit may be a poster or a 3D display. See display rules & requirements under COMMUNICATIONS section, EDUCATIONAL DISPLAYS .

COMPUTER

1. These classes are open to all 4-H members without being enrolled in the 4-H computer project. See additional exhibit



OLIVE THE ABOVE SPECIALTY SHOP

STUFFED OLIVES • PICKLED GARLIC • RAW HONEY
CANDY • ESSENTIAL OILS • INCENSE • TIE DIE
JEWELRY • USED & NEW CLOTHING
STATE OF JEFFERSON GEAR

Hours:
Monday-Saturday
10 am - 6 pm

visit us!

We're located 1/3 mile from exit 48
8775 Rogue River Hwy., Grants Pass, OR
541-218-3497



EVICT THE CRITTERS TODAY!!



FREE INSPECTIONS AND ESTIMATES

RESIDENTIAL COMMERCIAL

Save money AND win the battle against bugs!

- Termites
- Carpenter ants
- Fungus, mold & dry rot
- Vapor barriers
- Insulation
- Wood beetles
- Rodents
- Spiders & all other pests
- We offer state-of-the-art wireless camera video inspection
- Our work is fully guaranteed
- We do termite & dry rot reports
- Over 30 years experience
- Member of the Oregon & National Pest Control Association

Ask about our all natural & environmentally safe products.



SUMMER SPECIAL!!
SAVE \$25
 on any general pest treatment
(new customers only)



541-472-1094

712 NE 7th St., Grants Pass
www.aone-exterminators.com

•Licensed •Bonded •Insured •CCB#128399



4-H Activities

- requirements, above, for Technology classes.
2. A print version of the program must be submitted unless otherwise noted in the class description below. Youth are responsible for submitting clear directions on how judges can access the files, read code and start programs. You may include a disk, CD or thumb/travel drive as part of your exhibit. If you do, all files must be compatible with use on a PC.
3. Value is placed on youth that can model the learning process, or show how their skills have increased while completing the project.
4. The youth exhibitor should identify a problem to solve or create a work application involving technology. Possible ideas might include: applying existing software programs to a 4-H project area, composing music, developing a game, drawing landscape scenes, designing buildings, publishing club newsletters, creating a website, editing a video, working with photographs, etc.
5. Online projects using Google applications or other Web 2.0 software are acceptable. Youth must make sure clear directions are given in the project explanation so the judges can find and access the project online. Website exhibits must be viewable online or on a disk, CD or thumb/travel drive.
6. Exhibits entered in the "Programming" class must be a program written, translated, or substantially (at least 30%) altered by the 4-H member. In the programming projects please submit a hard copy or thumb/travel

drive for programs with excessive pages such as GameMaker software and working files so the judge can see the code. Submit a URL that points to the development software so it can be downloaded.

7. County/State Fair: Members may enter **one** exhibit per class in their level.

Note: Fill in blank in class number () with one of the following numbers.

11 Junior, First year in this project area
 21 Other Junior
 12 Int., First year in this project area
 22 Other Intermediate
 13 Senior, First year in this project area
 23 Other Senior
 34 Club Exhibit
 861 100 2_ _ Computer Programming
 Description: Projects created by youth that show learning in the area of programming. Project should be created by the participant to show their programming skills. Hard copy or travel/thumb drive (for programs with excessive pages, such as GameMaker software) of the program must be submitted. It is up to the youth to ensure the program will function or display at Fair. Youth are responsible for submitting clear directions on how judges can access the files. Submit information that allows a judge to look at the programming code in order to evaluate your work on the Computer Programming Project Description Form. If only an executable (compiled) product is submitted the project cannot be judged in the computer programming class.

861 100 4_ _ Computer 3D Printer Application

Dedicated to supporting the FFA and 4-H programs in our community!



132 NE Savage St.
 Grants Pass, OR 97526

Office: (541) 956-8582
 Cell: (541) 660-7996
 Fax: (541) 476-8074

Kendon Leet
 Broker / Owner
 Rural Property Specialist

kendon@kendonleet.com
www.kendonleet.com

4-H Activities

Description: Projects created by youth that show learning in the area of 3D design and printing on a 3D printer. Project should be an original creation by the participant that shows their skills. Each exhibit must include the item created with the 3D printer and a series of screen shots from the design software that show the (1) early stages, (2) middle stages and (3) final stages of the design process. An Application Project Description for the exhibit form must be filled out neatly and securely attached to the exhibit.

ROBOTICS

1. An exhibit of two parts: (1) a robot made by the member, and (2) a Robotics Engineering Journal. For the purposes of this project exhibit, a robot is defined as a machine that is electrical and mechanical and is guided by a computer program
2. Project should involve youth created robots. More weight is given for youth designed projects.
3. They can be created from kits or from miscellaneous parts. Each exhibit piece must be labeled with the member's name, county and class number. This may be done with masking tape, attaching an index card, or writing directly on the back with a marker. All the articles that comprise the exhibit must be attached to each other.
4. All robots will be returned after fair.
5. Robot & full description of what it is meant to accomplish must be submitted. Each exhibit must include the current year's edition of the appropriate Project Description for the exhibit with the form filled out neatly and securely attached to the exhibit. Exhibitors should answer the description page carefully & in full sentences. This is the exhibitor's opportunity to tell the judge about their project.
6. Robots will be judged on structural stability, creativity, functionality.
7. Youth are responsible for submitting clear directions on how judges can access the files and make robot function. Robot and a full description of what it is meant to accomplish must be submitted.
8. A Robotics Engineering Journal is required. Include the date of each meeting, names of the persons present and a record of what was done. Include photos, illustrations and examples of software code developed or changed. The journal information will be used by the member to fill out the Robotics Project Description sheet for fair. It is important that the member read the Robotics Project Description sheet ahead of time to know what is required in the Journal. Be sure the Journal includes the problem/task you choose to solve or what you hoped to accomplish.
9. County/State Fair: Members may enter one exhibit per class in their level.

Note: Fill in blank in class number () with one of the following numbers.
 11 Junior, First year in this project area
 21 Other Junior
 12 Int., First year in this project area
 22 Other Intermediate
 13 Senior, First year in this project area
 23 Other Senior
 34 Club Exhibit
 863 103 1__ Robotics / Lego Robotics

ENGINEERING

ELECTRICITY

1. Each exhibit piece must be labeled with the member's name, county and class number. If more than one article is contained in the exhibit each article must be labeled with the member's name, county and class number and number items 1 of 2, 2 of 2, etc. This may be done with masking tape, by attaching an index card, or writing directly on the back with a marker. All the articles that comprise the exhibit must be attached to each other or contained in a zip-closure bag.

2. To qualify for judging an Electric Energy Explanation Sheet (862-02 Revised 9/2016) must be attached to the exhibit.

3. In addition, intermediates and seniors must include a schematic or circuit diagram of the electricity project. Refer to the 4-H Electric Series Level 2 book Investigating Electricity and the interactive e-learning modules for Activities 5 & 6 & Activities 7-9 posted at <http://oregon.4h.oregonstate.edu/projects/sci-tech-eng/electricity>. The Level 4 book Entering Electronics will also be a useful reference for this requirement.

4. County/State Fair: Members may enter **one** exhibit per class in their level.

Note: Fill in blank in class number () with one of the following numbers.

- 01 Junior, First year in this project area
 11 Other Junior
 02 Intermediate, 1st year in this project area
 12 Other Intermediate
 03 Senior, First year in this project area
 13 Other Senior
 34 Club Exhibit

862 100 1__ Electricity, Level 1- An exhibit on any electricity topic youth learned about in Electric Excitement Level 1 Magic of Electricity addressing any of these themes: workings of an incandescent light bulb, workings of a switch, conductors, insulators, open/closed circuits, series or parallel circuit design, magnesium, workings of a compass, use of a galvanometer, workings of a motor.

862 100 2_ _ Electricity, Level 2 - An exhibit on any electricity topic youth learned about in Electric Excitement Level 2 Investigating Electricity addressing any of these themes: direct and alternating current, workings of a Volt-Ohm meter, Ohm's Law, conductors, insulators, wiring diagrams, measuring voltage, circuits, momentary switches, three-way switches, soldering, "build a burglar alarm."

862 100 3_ _ Electricity, Level 3 - An exhibit on any electricity topic youth learned about in Electric Excitement Level 3 Wired for Power addressing any of these themes: electrical tools, electrical meter, identify wire and cable symbols, light bulbs, appliance nameplate information, electricity usage, receptacles, circuits, grounded and non-grounded outlets, an explanation of wall switch replacement.

862 100 4_ _ Electricity, Level 4 - An exhibit on any electricity topic youth learned about in Electric Excitement Level 4 Entering Electronics addressing any of these themes: identification of electronic parts, soldering and preparing a circuit assembly, demonstrate how a diode controls current flow, develop a circuit that shows the action

of a transistor to regulate current flow, understand polarity and voltage limits of LEDs, use of a light sensitive semiconductor, assemble a circuit that gives a meter reading in response to light, show how a Silicon Controlled Rectifier (SCR) triggers an alarm, use an integrated circuit in an amplifier circuit.

Note: Fill in the blank in the class number with the appropriate number below:

- Junior - 1, Int. - 2, Senior - 3, Club - 4
 862 200 00_ Other Electricity Exhibit - An exhibit relating to electricity addressing a different theme or using a different combination of components from those addressed in 4-H electricity Levels 1-4. The exhibit may NOT be a poster or a robot (see the exhibit classes for Robotics). It may be made from a kit, from a pattern or plan not included in 4-H Electricity Levels 1-4, or an item designed by the member.

INDUSTRIAL ARTS

WOOD SCIENCE

1. In each class, the exhibit shall be made primarily of wood by the 4-H member or club.

2. Completed "Woodworking Explanation Card" 871-02 is required to qualify the exhibit for judging.

3. County Fair: Members may enter **three** exhibits per class in their level.

4. State Fair: Members may enter **one** exhibit per class in their level.

Note: Fill in the blank in the class number with the appropriate number below:

- 01 Junior, First year in this project area
 11 Other Junior
 02 Int., First year in this project area
 12 Other Intermediate
 03 Senior, First year in this project area
 13 Other Senior
 34 Club Exhibit

871 100 0__ Wood Science

SHOOTING SPORTS

GENERAL RULES

1. The Shooting Sports Marksmanship Contests for archery, muzzle loading, pistol, rifle and shotgun will be held at the Jo Co Sportsman Association Gun Range, 7407 Highland Ave., Grants Pass. Firearms will compete on Saturday, July 14th and archery will compete on Friday, July 6th.

2. General rules on project enrollment and requirements to participation in a County Fair Contest apply.

3. Participants must also have been trained by a 4-H certified Shooting Sports Volunteer (of the discipline in which they are competing) and must be enrolled and active in that specific discipline.

4. *Oregon 4-H Youth Development Program Youth Code of Conduct* will be enforced for all shooting events. A Youth Exhibitor Code of Practice must be signed and submitted to participate in the Shooting Sports Marksmanship Contests.

5. All firearms not supplied by the county 4-H program must be inspected on the day of the contest & prior to the events. All firearms must be unloaded with action open and muzzle pointed down range when on the firing line.

6. 4-H members will participate at the contests at the sole discretion of the Division Superintendent and the Shooting Sports

project leaders.

7. While on the firing line or in the vicinity, all contestants will wear protective gear, according to the safety rules of the contest entered. The same firearm must be used throughout the class competition, except in case of malfunction.

8. No electronic devices (other than noise canceling earmuffs) will be permitted on the range (e.g. cell phones, range finders, iPods, etc.).

9. In scoring for archery, rifle, and pistol any breakage of the line results in the higher value score. Spotting scopes and binoculars are allowed throughout the match. In shotgun scoring, a target is considered "dead" when the visible piece is seen shot.

10. Challenges must be determined by the discipline project leader at the time of the shoot. Once the scores are submitted, they will not be challenged.

11. As the contests are scheduled prior to and during the July 4-H Record Book Review, no ribbons will be awarded the day of the contests. Ribbons and premium monies will be distributed at County Fair to those who participated in and qualified for the contests.

12. Qualified participants will receive a ribbon based on the following percentage of a perfect score:

Juniors: 1-49% - white; 50-74% - red; 75-100% - blue

Intermediates: 1-59% - white; 60-79% - red; 80-100% - blue

Seniors: 1-69% - white; 70-84% - red; 85-100% - blue

ARCHERY

1. Additional rules will be announced to all eligible participants when they are known.

Note: Fill in the blank in the class number with the appropriate number below:

Junior - 1; Intermediate - 2; Senior - 3

461 800 00_ Archery

MUZZLE LOADING

1. Depending on the number of participants this contest could run at the same time as the rifle contest. Those who submit entry forms will be notified should this be necessary.

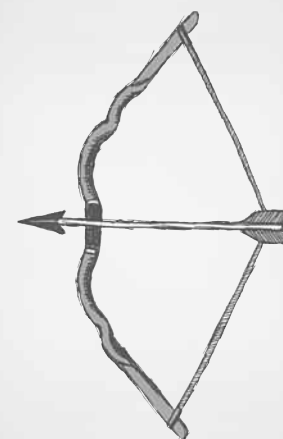
2. The course of fire for this discipline will consist of 10 rounds at 25 yards, untimed.

3. Target is the TG-2427 (NMLRA Six Bottles).

Note: Fill in the blank in the class number with the appropriate number below:

Junior - 1; Intermediate - 2; Senior - 3

464 800 00_ Muzzle loading



PISTOL

1. The course of fire will consist of 20 rounds at 20 yards. Participants will shoot 10 rounds standing - 2 hands (unsupported) and 10 rounds from the bench.

2. Target is the standard B-8.

Note: Fill in the blank in the class number with the appropriate number below:

Junior – 1; Intermediate – 2; Senior – 3

463 800 00_Pistol

RIFLE

1. Depending on the number of participants this contest could run at the same time as the muzzle loading contest. Those who submit entry forms will be notified should this be necessary.

2. The course of fire will consist of 15 rounds at 50'. Participants will shoot 5 rounds prone, 5 rounds standing and 5 rounds either kneeling or sitting. Total time will be 15 minutes.

3. Target is the standard A-17.

Note: Fill in the blank in the class number with the appropriate number below:

Junior – 1; Intermediate – 2; Senior – 3

462 800 00_Rifle

SHOTGUN

1. The course of fire will consist of trap-shooting, 2 rounds of 25 targets.

2. No reloads will be permitted, only factory shells will be allowed, and will be checked.

Note: Fill in the blank in the class number with the appropriate number below:

Junior – 1; Intermediate – 2; Senior – 3

460 800 00_Shotgun

ANIMAL SCIENCE EXHIBITS AND CONTESTS

Exhibits are displayed in species barns and/or shown according to the Fair Schedule

GENERAL RULES

1. Applies to all 4-H Animal Science Project Participants

2. Entry Quotas: Horse- 3; Dairy Goats- 12; Fiber Goats- 12; Meat Goats- 12; Pack Goats- 12; Pygmy Goats- 12; Beef Cattle- 5; Sheep- 7; Swine- 7; Cavies- 12; Rabbits- 12; Poultry- 12; Dogs- no more than one/member/class (except for brace). Exceptions for quotas may be made for multiple births. Check with the OSU Extension Office.

3. A 4-H member may exhibit no more than three animal species that are housed on the fairgrounds during County Fair.

4. All animals exhibited must have been carried as a 4-H project by the exhibitor, owned by (or leased by) the exhibitor, in his/her possession and under her/his care since May 1st (April 1st for beef) of the current year, except where noted, or be the product of a project animal, if born after that date. Dates of possession for auction eligibility are listed under Auction Rules.

5. All 4-H members must submit their 4-H project records in-progress with their Fair entries to their project leaders prior to Fair Entry days or, if instructed by their primary club/project leader, to the OSU Extension office on "Fair Entry Days". Failure to submit a 4-H Record Book in-progress will result in a loss of ability to exhibit their 4-H projects at the County Fair and the ability to purchase a 4-H discounted fair pass.

6. No animal may be entered in both 4-H and FFA, with the exception of the dog and horse projects. Members must abide by the current Memorandum of Understanding and Guiding Principles between Oregon 4-H and FFA programs (available on the Oregon 4-H website and in the OSU Extension Office).

7. No animal entered in a market class may be shown in or transferred to a breeding class except as an offspring of a producing animal.

8. The same animal may not be entered in more than one class except certain animals may also be shown in the special classes.

9. All exhibitors of animals (and their parents, siblings, trainers/fitters/breeders, friends, owners of leased animals, & other interested parties) in the 4-H program are expected to abide by the **Jo. Co. 4-H Addendum to the "Oregon 4-H Animal Science Ethical Standards"** a copy of which the exhibitor and a parent/guardian signed & returned with Fair Entry forms. Resolution of any infraction will be determined by a committee consisting of a duly authorized representative of the Fair Board, a project Superintendent & the 4-H Agent.

10. Members are to provide humane treatment to all animals. Exhibitors are expected to treat their animals with respect & provide for their continuous well-being through proper feeding, handling, disease prevention, sanitation and attention to safety. Stalls and pens are to be kept clean and presentable at all times.

11. Animals that aren't clean when delivered to the fairgrounds may be refused entry.

12. Animals (except horses and dogs) used in showmanship must also be exhibited in a conformation class.

13. Generally animals should be polled or dehorned; it's an appropriate measure for herd health, as well as transport needs, in most cases. However, at State Fair, the requirement is that animals be SAFE and manageable with a lead; exception, ALL dairy goats must be dehorned. (This is NEW and on a 2 year trial). Polled or dehorned animals are required for all crossbreds & nearly all purebreds. (a 2-inch scur will be allowed (hairline to tip). All steers must be dehorned – a maximum 2 inch scur for beef cattle is allowed (hairline to tip).

However, horned animals will be allowed if dehorning is detrimental to their herd for

show or breed standard purposes ONLY! If animals show any sign of being unsafe because of their horns, they may be asked to cap or tip horns or remove the animal from exhibition. All horned cattle must be able to be safely and humanely tied, and exhibit showmanship on a halter, like all other beef cattle (this means horned Herefords would be allowed, but Texas Longhorns are not.) Remember, horns will only be allowed if they are part of the breed specifications, ie: Horned Herefords, Scottish Highlanders, Boer goats. Since Angus (and many others) animals do not have horn requirements for their breed, they are expected to be dehorned. Review your breed standards for clarification.

Allowing horned breeds may create an additional challenge. Extension staff and leaders may want to strongly consider whether they allow juniors to exhibit a horned breed. Regardless of exhibitor age, these animals must be completely safe to handle and may be removed or disqualified at judge, 4-H staff and/or project superintendent discretion. Loosening up horned animal rules is an effort to: 1. Allow goats and sheep the cooling and venting needs their horns provide. 2. Be more inclusive for some of the specialty breeds. 3 Stop some of the extreme measures necessary to completely remove scurs.

14. Animals shall be shown in their class as per entry form submitted before the Fair. Corrections, changes, or additions shall be done only at the discretion of the Project Superintendent.

15. Classes may be combined or divided according to numbers of entries &/or breeds shown ACCORDING TO THE DECISION OF THE PROJECT SUPERINTENDENT.

16. Only animals officially entered shall be allowed in the barns with the exception of animals in milk with nursing offspring.

17. During Fair 4-H members are to care for, fit for show and show their animals. Please see additional details included in the **Jo. Co. 4-H Addendum to the "Oregon 4-H Animal Science Ethical Standards"**. Parents and non-members may assist on only the most limited basis. 4-H animals are not permitted in the Open Class areas of the barns unless they are being shown in an Open Class or using the Open Class arena for their show.

18. All animals must be in pens or stalls after 9am. Exceptions are for grooming for shows, showing animals or by permission of the project superintendent.

19. Animals may not be removed from the fairgrounds once they have been checked in except with the permission of the superintendent.

20. 4-H and FFA members must be out of the barns after 11:15pm.

OWNERSHIP, REGISTRATION AND LEASED ANIMALS

1. All animals are to be shown by the 4-H member/owner only. Members must own the animals they exhibit, with exceptions made for leased animals, and have had them in their possession and under their daily care by the possession deadline for that species.

2. Animals exhibited by 4-H members do not require purebred association registration or purebred ancestry.

3. Members may have only one leased animal in a species where they do not have their own animals unless other limits have been set by the project area and those limits are recorded in the OSU Ext. Office. Copies of Lease Agreements must be on file in the OSU Extension Office by May 1st of the current year unless otherwise noted, and must include the specific responsibilities of lessee and lessor.

ANIMAL HEALTH

1. All animals and pertinent health documents are subject to inspection by the Fair Veterinarian in attendance upon delivery to or while on exhibit at the fairgrounds. Oregon Exhibition Livestock Health Requirements apply. For more information contact the OSU Ext. Office.

2. No animal shall be delivered or allowed to remain on the grounds showing any infectious or contagious disease or unsightly condition.

3. The Fair Management reserves the right to require health inspections, diagnostic test, treatments and/or other animal health measures or procedures which might become necessary in emergencies.

4. Costs incurred for the testing of livestock for disease or medication or any medical treatment administered shall be the responsibility of the member/owner.

5. ALL MEDICATIONS ADMINISTERED TO ANIMALS MUST BE APPROVED IN ADVANCE OF ADMINISTRATION BY THE FAIR VET and Project Superintendent. Member/owner of animals receiving unapproved treatment or medications is subject to rulings under the **Jo. Co. 4-H Addendum to the "Oregon 4-H Animal Science Ethical Standards"**.

HERDSMANSHIP CONTEST

The Herdsmanship Competition is designed to assist members in developing knowledge & skill in providing presentable exhibits for the public. Courtesy, cooperation, neatness and proper care of animals are considered.

RULES:

1. REQUIRED OF ALL MEMBERS & CLUBS WITH ANIMALS HOUSED AT THE FAIR. All clubs are automatically entered and will be judged.

2. Judging period is between 9:30am & 8pm daily.

3. Awards may be presented to both large & small groups in some project areas. FAILURE TO PARTICIPATE IN HERDSMANSHIP MAY RESULT IN FORFEITURE OF PREMIUM MONEY & AWARDS. In extreme cases exhibits & members may be excused from the Fair.

Herdsmanship Score Card:

Animals (20 points)

- Clean and comfortable
- Regularly fed and cared for
- Securely and safely tied or penned

Barn and Alleys (20 points)

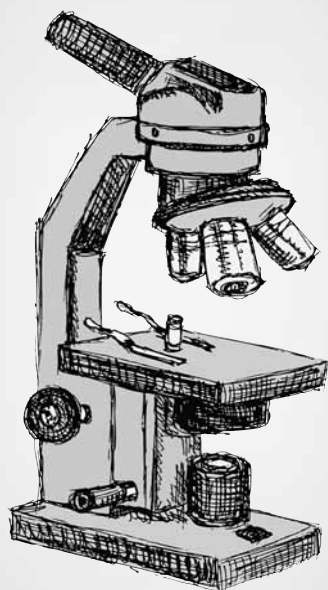
- Clean and orderly stalls/pens
- Clean and adequate bedding

Members (30 points)

- Clean, appropriate appearance
- Cooperative w/other members & leaders
- Appropriate conduct

Citizenship (30 points)

- Courteous conduct
- Willing to answer questions from the public



4-H Activities

- Assists public and other clubs
- Work is done by the club members

TOTAL 100 POINTS

- No entry numbers are required.

SHOWMANSHIP CONTESTS

The purpose of Showmanship is to educate and create interest in the public with regard to the efforts of 4-H members in Animal Science, and to encourage an expansion of knowledge in 4-H members in proper fitting, exhibiting and showing of specific animal species. Much of what occurs in the ring during Showmanship applies to the members & their animals throughout Fair. The Showmanship Competition provides an equal opportunity for all 4-H members to exhibit their personal efforts in their chosen Animal Science Project, unrelated to the quality of their animal.

Although there are distinct differences between project areas in regard to Showmanship, general judging basics apply to all areas. These basics are listed under "Showmanship Judging Criteria" below. Members seeking more info. about Showmanship in a certain project area should refer to project leaders, project materials or the OSU Ext. Office.

RULES:

1. REQUIRED OF ALL MEMBERS WITH ANIMALS HOUSED AT THE FAIR. Exceptions are made only due to good cause and are determined by the Project Superintendent.
2. The animal used must be part of the member's 4-H project.
3. All training & preparation of the animal is to be done by the member prior to & during Fair.

4. Animals used for Showmanship must also be exhibited in a conformation (all animals except dogs and horses) or performance class (dogs and horses).

Showmanship Judging Criteria:

Member

- Clean, neat, dress appropriately
- Knowledgeable about their animal and the project
- Attentive, courteous, confident

Animal

- Clean, properly groomed to the best advantage
- In good condition for showing/exhibiting
- Obviously worked/trained

Showing/Exhibiting

- Animal is shown/exhibited to the best advantage
- Moves according to the judge's direction and or standard for the species
- Appropriate equipment/tack is clean and used in the accepted manner

THE GRAND CHAMPION SHOWMAN IN EACH QUALIFYING ANIMAL SCIENCE PROJECT IS ELIGIBLE TO COMPETE IN THE MASTER SHOWMAN CONTEST.

MASTER SHOWMAN CONTEST COUNTY CLASS

RULES:

1. Only recipients of Grand Champion ribbons for Showmanship classes in qualified animal science projects (Beef Cattle, Sheep, Swine, Goats, Dogs, Horses, Rabbits, Poultry & Cavies) are eligible to participate, with the exception of rule #2 below. (This includes Juniors if they are the Grand Champion or selected to substitute for the

Grand Champion.)

2. If the project Grand Champion is unable or unwilling to participate, the Superintendent of that project will select a suitable Blue ribbon recipient (preferably a Champion ribbon recipient) to represent that animal species.

3. Exhibitors will use their own animals for the contest. However, approximately mid-show swine may be switched out for health reasons. Back up swine will be identified before the show begins.

4. Each Project Superintendent will determine who will serve as the judge for that species during the contest. Each Superintendent will also submit a list of appropriate questions, with the correct answers, that the judge will be allowed to ask the contestants during the contest for that particular species.

5. Each contestant will be scored on their show clothes, only as they relate to the species they brought to the contest. Ex: If they brought the steer their show clothes should be appropriate for showing a steer. They should not be penalized for wearing the wrong show clothes while showing other species.

6. A Master Showman and a Reserve Master Showman will be selected.

7. No entry numbers are required

8. For an animal science project to qualify for the Master Showman Contest the project must have a minimum of five exhibiting members for a period of three consecutive years. If the number of members exhibiting in that project falls below five for three consecutive years the animal science project will no longer qualify for the contest.

DOG

1. For all class requirements and procedures, refer to the Oregon 4-H Dog Obedience, Showmanship and Contest Guide (4-H 1202) as well as any amendments or updates adopted by the Oregon State 4-H Dog Advisory Committee.

2. Any dogs being exhibited at fair are required to be currently vaccinated against rabies and DHP.

3. A copy of the current Rabies Vaccination Certificate must be included in the member's 4-H Record Book when it is submitted in July with Fair Entries.

4. If a dog has a visible skin or physical problem, a certificate from a veterinarian is required indicating that the condition is neither contagious nor will fair competition harm the dog.

5. Females in season will be shown at the end of the day and must remain in the area specified by the superintendent during the day.

6. All dogs must be "on lead" while on the fairgrounds.

7. Dogs must wear a properly fitted collar; spiked and pronged collars are not allowed on the fairgrounds.

8. While not exhibiting, it is strongly recommended that dogs have access to a crate in which to rest.

9. Aggressive dogs will not be tolerated and will be excused from the show and the vicinity.

10. The Oregon 4-H Dress Code of neat and clean is encouraged; closed toed shoes are expected.

11. Drilling while on the fairgrounds is not allowed.

12. The 4-H Dog Show Ring Dress Code will be published in the County Fair edition of the 4-H Update and will be strictly enforced.

13. Members may only exhibit one dog in each class.

14. Some classes will be held prior to the County Fair.

15. Dogs used in Showmanship must also exhibit in a performance class.

DOG SHOWMANSHIP (REQUIRED) (Thursday, August 16)

Note: Fill in the blank in the class number with the appropriate number below:

Junior – 1; Intermediate – 2; Senior – 3

763 500 000 Apprentice Dog Showmanship* (only by permission of Instructor)

763 500 00_ Dog Showmanship

DOG OBEDIENCE (Saturday, August 4)

Note: Fill in the blank in the class number with the appropriate number below:

Junior – 1; Intermediate – 2; Senior – 3

763 100 100 Apprentice Dog Obedience* (only by permission of Instructor)

763 100 11_ Pre-Novice Dog Obedience

763 100 12_ Novice Dog Obedience

763 100 14_ Graduate Novice Dog Obedience

763 100 16_ Advanced Graduate Novice Dog Obedience

763 100 17_ Open Dog Obedience

763 100 18_ Open Challenge Dog Obedience

763 100 19_ Utility Dog Obedience

763 100 20_ Veteran/Handicapped Dog Obedience

BRACE (Saturday, August 4)

1. Two dogs will perform at the same time, as a unit, doing the novice class exercises.

2. The brace will be handled by 1 handler.

3. The dogs need not be of the same breed or owned by the same person but need to be currently enrolled in the 4-H Dog Project.

Note: Fill in the blank in the class number with the appropriate number below:

Junior – 1; Intermediate – 2; Senior – 3

763 100 08_ Brace

TRICKS – COUNTY CLASS (Thursday, August 16)

1. Class is designed to show the creativity of the handler & the cooperation of the dog.

2. Limited to three tricks per dog

Note: Fill in the blank in the class number with the appropriate number below:

Junior – 1; Intermediate – 2; Senior – 3

763 700 00_ Tricks

COSTUME – COUNTY CLASS (Thursday, August 16)

1. Class is designed to show creativity in the design of appropriate dress for member and dog.

2. Evaluation will be on appropriateness and creativity.

3. Only the dog's costume will be scored. Additional props are discouraged.

4. Total costume cost should not exceed \$5.

5. Costume must be the work of the 4-H member.

Note: Fill in the blank in the class number with the appropriate number below:

Junior – 1; Intermediate – 2; Senior – 3

763 700 02_ Costume

RALLY

(Saturday, August 4)

1. Classes are designed to demonstrate the working relation between dog and handler in a rally type setting.

2. A course of 10-20 stations (number depends on the experience of the dog/handler team) is designed by the judge for the team to negotiate.

3. Each station has a sign providing instructions regarding the skill that is to be performed.

4. After the judge's "Forward" order, the dog and handler proceed at their own pace to complete the entire course correctly.

5. Handlers are permitted to talk to, praise, and encourage their dogs.

6. Handlers aren't allowed to touch their dogs.

7. At any time during the performance, loud or harsh commands or intimidating signals will be penalized.

8. Scoring is not as rigorous as traditional obedience.

9. Classes will follow the guidelines established by the AKC.

10. Must have scored a 70 or higher with the exhibiting dog in Rally to participate at State Fair. This score may be at County Fair or another Rally event – simply show your scoresheet with a 70 or higher score to your 4-H/Extension staff before state fair registration is due.

Note: Fill in the blank in the class number with the appropriate number below:

Junior – 1; Intermediate – 2; Senior – 3

763 100 300 Rally, Apprentice* (only by permission of instructor)

763 100 30_ Rally, Beginner - on-lead

763 100 31_ Rally, Advanced - off-lead

HORSE

SAFETY RULES

1. For all class requirements and procedures, refer to the Pacific Northwest 4-H Horse Contest Guide (4-H 13011).

2. All Horse project members shall wear a properly fitted equestrian helmet which meets the standards imposed by the American Society of Testing Materials (ASTM) F1163 and includes certification



and labeling required by the Safety Equipment Institute (SEI). Such headgear shall be secured with the harness engaged and properly fastened when mounted on an equine or in a vehicle (cart, wagon, buggy, etc.) being pulled by one or more equines.

3. All horses must be gentle and well mannered. Uncontrollable animals will be removed from the fairgrounds at owner's expense.

4. Horses and ponies are to be kept strictly in designated areas.

5. No stallions over 12 months of age may be exhibited. Colts may be exhibited in Conformation and Ground Training only.

6. Wet mares may not be shown.

7. Foals must be weaned at least 10 days prior to fair.

8. Members **MUST** wear an exhibitor's number whenever handling or riding horses or ponies.

9. Absolutely **NO** bare-back riding, riding double, or riding with halters permitted at fair.

10. Boots are required at all times when riding, handling animals or on barn duty.

11. No animal is to be left unattended when outside of their assigned stall.

Eligibility

1. All horse/rider combinations must participate in at least ONE OF THE TWO pre-fairs.

2. Ground Training and Conformation horses must be shown at a pre-fair.

3. Owner Trained horses must attend a pre-fair for review.

4. Ponies must be measured at a pre-fair to qualify for Pony classes.

5. Qualifications for Trail and Western Riding are held at both pre-fairs.

6. An up-to-date Horse Registration form and a copy of any lease agreements must be submitted to the OSU Extension Service Office by the member no later than May 1st of the current year for participation at County Fair.

7. After May 1st **ONLY 4-H MEMBERS** may ride, drive, or handle their horse/pony for training purposes. All members found to be involved in an infraction of this rule will be ineligible for County Fair participation. (Example: one member rides, for training

purposes, the animal of another member, both will be barred from exhibiting). Infractions must be from firsthand knowledge and be submitted in writing and signed.

8. The member's primary project horse may be shown in any one, two or three of the following Equitation classes: Hunt Seat, Saddle Seat, or Western. A second project horse may be shown in any equitation class not ridden in with the primary horse. Members showing in English Equitation may show in either or both Hunt Seat or Saddle Seat.

9. All horse project members, on an annual basis, must complete the required number of advancements for their type & level of riding in order to exhibit at fair. See the Oregon 4-H Horse Advancement Program (4-H 1302R) and the 4-H Update for those requirements.

10. A "Novice" is a member exhibiting a horse/pony for the first time at a County Fair. A Novice is not eligible for State Fair.

11. A "Novice jumper" is a member or horse that has never jumped at a County Fair. A Novice jumper is not eligible for State Fair.

STATE FAIR ELIGIBILITY

1. Only Intermediates and Seniors may exhibit at State Fair.

2. All Senior & Intermediate riders with a combined score of 170 or higher (in equitation, English or Western, & showmanship) & an individual class score of 80 or higher on the same horse, are eligible to exhibit at State Fair. To compete in reinsmanship or precision driving, their county reinsmanship or precision driving score must be 85 or higher.

3. Qualifications for State Fair Western Games will take place at County Fair, and is according to times set by the State Horse Gaming Committee.

4. At State fair contestants must use the same horse in all events except for Ground Training, driving classes and Western Gaming. In addition, in every event, contestants at State Fair must use the same horse they qualified with at County Fair.

5. In order to exhibit at State Fair, all those who qualified **MUST** attend a State Fair informational meeting unless specifically excused by the Division Superintendent.

6. Only a qualifying horse/pony is allowed on the fairgrounds at State Fair.

7. At State Fair showmanship is required of all contestants, AND you can only do showmanship once. All showmanship will be on the same day (there will no longer be gaming and performance showmanship, just showmanship). If you have an equitation horse, you must use that horse for showmanship. If you do not have an equitation horse, but have a Ground Training or driving horse, you must show that horse in the showmanship class. Only gaming contestants who had no horses in performance classes may show their gaming horse in the showmanship class.

8. To determine State Fair eligibility for Trail, In-Hand Trail, Dressage, Hunt Seat Equitation Over Fences, Reinsmanship, Precision Driving, Ground Training and Western Gaming see the current Oregon State Fair Exhibitors Handbook – Horse Division.

GENERAL RULES

1. A hat or helmet is required for Showmanship.

2. Half chaps may be worn in English classes. Chaps are not allowed in Western Classes with the exception of Trail.

3. No hoof dressing of any kind is allowed.

4. Members must provide their own feed, feed buckets and water buckets.

5. See the Pacific Northwest 4-H Horse Contest Guide for additional rules and info.

HORSE SHOWMANSHIP (REQUIRED)

Note: Fill in the blank in the class number with the appropriate number below:

Junior – 1; Intermediate – 2; Senior – 3; Novice Jr – 5; Novice Int/Sr – 6

751 500 00_ Horse Showmanship

EQUITATION

Note: Fill in the blank in the class number with the appropriate number below:

Jr – 1; Int – 2; Sr – 3; Novice Jr – 5; Novice Int/Sr – 6; Novice Walk/Trot – 7

751 100 11_ English Equitation, Saddle Seat

751 100 12_ English Equitation, Hunt Seat

751 100 13_ Western Equitation

TRAIL

(Must qualify at a pre-fair)

Note: Fill in the blank in the class number with the appropriate number below:

Junior – 1; Intermediate – 2; Senior – 3; Novice Jr – 5; Novice Int/Sr – 6

751 300 31_ Trail

IN-HAND TRAIL

1. Only non-ridden horses are eligible (driving ponies and ground training animals).

Note: Fill in the blank in the class number with the appropriate number below:

Junior – 1; Intermediate – 2; Senior – 3; Novice Jr – 5; Novice Int/Sr – 6

751 300 32_ In-Hand Trail

DRESSAGE

1. Riders may ride only 1 test at County Fair.

2. Ribbons will be awarded as follows:

- 58% and up — Blue ribbon
- 50-57.99% — Red ribbon
- 49.99% and below — White ribbon

3. A member who scores 62% or higher must progress up to the next test the following year. (The requirement to move up does not apply to a new horse or in test change years.) The 2015 tests must be used.

4. The short arena will be used for Introductory and Training Level tests and the standard arena for First Level tests.

5. All riders at one test level will ride the test without regard to age level.

Note: Fill in the blank in the class number with the appropriate number below:

Junior – 1; Intermediate – 2; Senior – 3; Novice Jr – 5; Novice Int/Sr – 6

751 700 57_ Dressage, Introductory Level Test A - County Class

751 700 58_ Dressage, Introductory Level Test B - County Class

751 700 59_ Dressage, Introductory Level Test C - County Class

751 700 50_ Dressage, Training Level Test 1

751 700 51_ Dressage, Training Level Test 2

751 700 52_ Dressage, Training Level Test 3

751 700 54_ Dressage, First Level Test 1

751 700 55_ Dressage, First Level Test 2

751 700 56_ Dressage, First Level Test 3

HUNTER HACK - COUNTY CLASSES

1. Hunter Hack is a series of two jumps not to exceed two feet in height.

2. All participants must have proof of experience or lessons to enter.

3. A Horse Jumping Certification must be submitted to the OSU Extension Service Office by May 1 to participate.

4. A Novice jumper may not cross enter into age division classes or qualify for Advanced Jumping.

5. Juniors, Intermediates and Seniors who receive a blue ribbon in their level or that have the judge's approval may qualify for Advanced Jumping.

Note: Fill in the blank in the class number with the appropriate number below:

Junior – 1; Intermediate – 2; Senior – 3; Novice Jr – 5; Novice Int/Sr – 6

751 610 16_ Hunter Hack

HUNT SEAT EQUITATION OVER FENCES

1. Hunt Seat Equitation Over Fences is a course with a minimum of six different fences with at least three of them at the maximum height and spread.

2. There must be at least one combination jump and one change of direction.

3. Recommended jump heights are:

Novice 18" Junior 2'3" Intermediate 2'6" Senior 2'9"

Jump height is not to exceed 3 feet, and the spread is not to exceed the height.

4. All participants must have proof of experience or lessons to enter.

5. A Horse Jumping Certification must be submitted to the OSU Ext. Service Office by May 1st to participate.

6. A Novice jumper may not cross enter into age division classes or qualify for Advanced Jumping.

7. Juniors, Intermediates and Seniors who receive a blue ribbon in their level or that have the judge's approval may qualify for Advanced Jumping.

Note: Fill in the blank in the class number with the appropriate number below:

Junior – 1; Intermediate – 2; Senior – 3; Novice Jr – 5; Novice Int/Sr – 6

751 600 16_ Hunt Seat Equitation Over Fences

ADVANCED JUMPING - COUNTY CLASSES

1. Exhibition only for those members who qualify.

2. No entry numbers are required

PLEASURE DRIVING - COUNTY CLASSES

1. Member may participate with two or four wheeled cart. Contestants may only enter one Pleasure Driving class at the County Fair.

2. Judging will include appearance of the animal, appearance of the member, equipment and performance.

3. Running martingales are acceptable for safety.

4. A different handler for each driver must be present in the ring.

5. Novices must be pre-approved by their project leader to participate.

6. If a contestant is not showing an equitation animal in showmanship, they may exhibit their pleasure driving animal in showmanship.

Note: Fill in the blank in the class number with the appropriate number below:



4-H Activities

Junior – 1; Intermediate – 2; Senior – 3;
Novice Jr – 5; Novice Int/Sr – 6

751 410 41_ Pony Pleasure Driving
751 410 42_ Horse Pleasure Driving

REINSMANSHIP

1. Member may participate with two or four wheeled cart. Contestants may only enter one Reinsmanship class at the County Fair.

2. Judging will include driver handling of reins and whip, control, positions, overall appearance, proper harnessing and hitching, conditions of the horse/pony, harness, vehicle performance on the rail & in the pattern.

3. Novices must be pre-approved by their project leader to participate.

4. If a contestant is not showing an equitation animal in showmanship, they may exhibit their reinsmanship animal in showmanship.

Note: Fill in the blank in the class number with the appropriate number below:

Junior – 1; Intermediate – 2; Senior – 3;
Novice Jr – 5; Novice Int/Sr – 6

751 400 41_ Pony Reinsmanship
751 400 42_ Horse Reinsmanship

PRECISION DRIVING

1. Exhibitors who showed in Reinsmanship may also exhibit in Precision Driving if they received a blue ribbon in Reinsmanship. The horse or pony used must be the same animal for both classes.

Note: Fill in the blank in the class number with the appropriate number below:

Junior – 1; Intermediate – 2; Senior – 3;
Novice Jr – 5; Novice Int/Sr – 6

751 400 43_ Precision Driving

CONFIRMATION - COUNTY CLASSES

Note: Fill in the blank in the class number with the appropriate number below:

Junior – 1; Intermediate – 2; Senior – 3;
Novice Jr – 5; Novice Int/Sr – 6

751 210 01_ Foal, born after Jan. 2, 2018

751 210 02_ Foals of 2017 (no stallions)

751 210 03_ Foals of 2016 (no stallions)

GROUND TRAINING

1. To be eligible the member must have previously passed those ground work advancement steps which they plan to demonstrate with their animal.

2. If an exhibitor is not showing an equitation animal in showmanship, they may exhibit their ground training animal in showmanship.

3. The member will give the judge a 4-H Ground Training Score Sheet listing the exercises to be attempted, the age of the animal, & the length of time the animal has been trained.

4. All training must be done by the member showing the animal. A Ground Training Certification stating that this condition has been met must be signed by the member, the parent/guardian and project leader. This Certification must be submitted to the OSU Extension Service Office by May 1st.

5. Ten minutes will be allowed for the total demonstration.

6. All Novice and Junior member must be pre-approved by their project leader to participate.

Note: Fill in the blank in the class number with the appropriate number below:

Junior – 1; Intermediate – 2; Senior – 3;

Novice Jr – 5; Novice Int/Sr – 6

751 200 20_ Ground Training, weanling

751 200 21_ Ground Training, yearling

751 200 22_ Ground Training, two year old

OWNER TRAINED - COUNTY CLASSES

1. To be eligible the member must have previously passed those ground work advancement steps which they plan to demonstrate with their animal.

2. If an exhibitor is not showing an equitation animal in showmanship, they may exhibit their owner trained animal in showmanship.

3. The member will give the judge a 4-H Owner Trained Score Sheet listing the pattern steps to be attempted, the age of the animal, & the length of time the animal has been trained.

4. All training to ride must be done by the member showing the animal. An Owner Trained Certification stating that this condition has been met must be signed by the member, the parent/guardian and project leader. This Certification must be submitted to the OSU Ext. Service Office by May 1st.

5. Ten minutes will be allowed for the total demonstration.

6. All Novice and Junior member must be pre-approved by their project leader to participate.

Note: Fill in the blank in the class number with the appropriate number below:

Junior – 1; Intermediate – 2; Senior – 3;
Novice Jr – 5; Novice Int/Sr – 6

751 220 11_ Two Year Old, foaled in 2016

751 220 12_ Three Year Old, foaled in 2015

751 220 13_ Four Year Old, foaled in 2014

WESTERN GAMING

1. Signup sheets will be available prior to Western Gaming Day in the Horse Superintendents Office during County Fair.

2. Premiums will be paid on the Danish Merit Ribbon System.

3. The same horse must be used in all gaming events.

4. Novice & Juniors will be awarded ribbons based on their placement in the class with respect to their times. The fastest 1/3 will receive a blue ribbon, the slowest 1/3 will receive a white & the middle 1/3 will receive a red.

5. The following times are used for Intermediates and Seniors only.

2017 Oregon 4-H Western Gaming Qualifying Times

Blue Award ; Red Award; White Award

Intermediate Key Race- 10.700 or less, 10.701-14.500, 14.501 or more

Intermediate Barrels- 16.600 or less, 16.601-18.300, 18.301 or more

Intermediate Figure 8- 12.000 or less, 12.001-12.900, 12.901 or more

Intermediate Pole Bending- 25.500 or less, 25.501-28.900, 28.901 or more

Intermediate NSCA Flag Race- 9.300 or less, 9.301-11.000, 11.001 or more

Intermediate Two-Barrel Flag Race- 12.100 or less, 12.101-16.500, 16.501 or more

Senior Key Race- 10.400 or less, 10.401-12.700, 12.701 or more

Senior Barrels- 16.200 or less, 16.201-17.900, 17.901 or more

Senior Figure 8- 11.500 or less, 11.501-

12.200, 12.201 or more

Senior Pole Bending- 25.000 or less, 25.001-28.600, 28.601 or more

Senior NCSA Flag Race- 9.000 or less, 9.001-10.500, 10.501 or more

Senior Two-Barrel Flag Race- 11.500 or less, 11.501-15.500, 15.501 or more

Note: Fill in the blank in the class number with the appropriate number below:

Junior – 1; Intermediate – 2; Senior – 3;
Novice Jr – 5; Novice Int/Sr – 6

751 800 01_ Western Gaming, Figure 8

751 800 02_ Western Gaming, Barrels

751 800 03_ Western Gaming, Key Race

751 800 04_ Western Gaming, Pole Bending

751 800 05_ Western Gaming, NSCA Flag Race

751 800 06_ Western Gaming, Two-Barrel Flag

RANCH HORSE - COUNTY CLASSES

1. In the 4-H Ranch Horse project, 4-H members learn the roping skills they need in order to be helpful, effective, and safe workers on a ranch. Members learn proper techniques of handling a rope and rules of safety to limit risks when roping.

2. Ranch Horse Skills is about become familiar with equipment and items used on a ranch. The 4-H member should be able to identify them, know what they are used for, and know how to use them.

3. In Ranch Horse Skills class, 4-H members demonstrate their knowledge of tack, equipment, and supplies that might be used on a ranch. They also show their skill at various ranch tasks.

Note: Fill in the blank in the class number with the appropriate number below:

Junior – 1; Intermediate – 2; Senior – 3;
Novice Jr – 5; Novice Int/Sr – 6

751 900 08_ RH Dummy Roping

751 900 09_ RH Skills

WESTERN RIDING - COUNTY CLASSES

(Must qualify at a pre-fair)

1. Western Riding is an event where the horse is judged on quality of gaits, lead changes at the lope, response to the rider, manners and disposition. The horse should perform with reasonable speed, and be sensible, well-mannered, free and easy moving.

2. Credit will be given for and emphasis placed on smoothness, even cadence of gaits (i.e., starting and finishing pattern with the same cadence), and the horse's ability to change leads precisely, easily and simultaneously both hind and front at the center point between markers.

(taken from "Rail and Pattern Horse" <http://railandpatternhorse.com/blog/western/westernriding>)

Note: Fill in the blank in the class number with the appropriate number below:

Junior – 1; Intermediate – 2; Senior – 3;
Novice Jr – 5; Novice Int/Sr – 6

751 310 33_ Western Riding

DAD POTTER TEST

1. A Dad Potter Application is submitted at the County Fair, if this class is offered.

2. Each exhibitor is given a time to demonstrate their chosen movements to the judge.

3. Upon successful completion of three

movements the exhibitor is awarded the "Dad" Potter Certificate of Merit.

4. Upon successful completion of all ten movements the exhibitor is awarded the "Dad" Potter 4-H Horsemanship Medal.

5. To be eligible members must have passed the riding advancement movements they are trying out for (these are identified in the Oregon 4-H Horse Advancement Program). They must also have completed the recommended knowledge and ground work advancement steps for their age level.

- By the end of their junior years (usually 6th grade), members should have completed Level 1 knowledge, ground work & riding requirements.

- By the end of their intermediate years (usually 9th grade), members should have completed Level 2 knowledge, ground work and riding requirements.

- By the end of their senior years, members should have completed Level 3 knowledge, ground work and riding requirements.

6. No entry number is required.

SMALL ANIMALS

CAVIES

1. 4-H covies shall be shown according to 4-H State Fair regulations.

CAVY SHOWMANSHIP (REQUIRED)

Fill in the blank at the end of the class number with corresponding number below:

*Beginner 0; Junior 1; Intermediate 2; Senior 3

*Beginner: 4, 5, 6 grade members first time showing any livestock animal

762 500 00_ Cavy Showmanship

BREED CLASSES

Note: Fill in the blank in class number () with one of the following numbers:

1. Junior Sow, born after 5/1/18 minimum of 12 oz. through 22 oz.

2. Junior Boar, born after 5/1/18 minimum of 12 oz. through 22 oz.

3. Intermediate Sow, born 3/1 - 4/30/18, over 22 oz., maximum 32 oz.

4. Intermediate Boar, born 3/1 - 4/30/18, over 22 oz., maximum 32 oz.

5. Sr. Sow, born before 3/1/18, over 32 oz.

6. Sr. Boar, born before 3/1/18, over 32 oz.

762 101 0_0 Abyssinian

762 102 0_0 Abyssinian Satin

762 103 0_0 American

762 104 0_0 American Satin

762 105 0_0 Coronet

762 106 0_0 Peruvian

762 107 0_0 Peruvian Satin

762 108 0_0 Silkie



4-H Activities

- 762 109 0_0 Silkie Satin
- 762 110 0_0 Teddy
- 762 111 0_0 Teddy Satin
- 762 112 0_0 Texel
- 762 113 0_0 White Crested
- 762 114 0_0 Crossbred

RABBITS

1. 4-H Rabbits shall be shown according to 4-H State Fair regulations.
2. 4-H members must be present to show their rabbits.
3. All 4-H rabbits must be checked out by the Rabbit Superintendent.
4. All 4-H rabbits must be tattooed before fair check in day.
5. Frozen water bottles are recommended for use in pens while at the County Fair.
6. Members will provide their own carpet square or mat at the show table.
7. Any rabbit that has a permanent defect will be placed in the white ribbon group.
8. Any rabbit that has a correctable problem shall, at the judges' discretion, be placed in the Red or White ribbon group.
9. Any rabbit that does not fit in a breed standard should be placed in the crossbred class. The crossbred class will be judged on condition.

RABBIT SHOWMANSHIP (REQUIRED)

Fill in the blank at the end of the class number with corresponding number below:

- *Beginner 0; Junior 1; Intermediate 2; Sr. 3
- *Beginner: 4, 5, 6 grade members first time showing any livestock animal

761 500 00_ Rabbit Showmanship

BREED CLASSES (HEAVYWEIGHTS)

Note: Fill in the blank in class number () with one of the following numbers:

- 01 American
- 02 American Sable
- 03 Angora (Giant)
- 04 Beveren
- 05 Californian
- 06 Champagne D'Argent
- 07 Checkered Giant
- 08 Chinchilla (American)
- 09 Chinchilla (Giant)
- 10 Cinnamon
- 11 Cr+
- 19 Silver Fox
- 20 Heavy Weight Crossbred

- 761 1__ 020 Jr. Doe, born 3/1 to 5/31/18
- 761 1__ 030 Int. Doe, born 1/1 to 2/28/18
- 761 1__ 040 Sr. Doe, born before 1/1/18
- 761 1__ 060 Jr. Buck, born 3/1 - 5/31/18
- 761 1__ 070 Int. Buck, born 1/1 - 2/28/18
- 761 1__ 080 Sr. Buck, born before 1/1/18

BREED CLASSES (LIGHTWEIGHTS)

Note: Fill in the blank in class number () with one of the following numbers:

- 21 American Fuzzy Lop
- 22 Angora (English)
- 23 Angora (French)
- 24 Angora (Satin)
- 25 Belgian Hare
- 26 Britania Petite
- 27 Chinchilla (Standard)
- 28 Dutch
- 29 Dwarf Hotot
- 30 English Spot
- 31 Florida White
- 32 Harlequin
- 33 Havana
- 34 Himalayan
- 35 Jersey Wooley
- 36 Lilac
- 37 Lop (Holland)
- 38 Lop (Mini)
- 39 Mini Rex
- 40 Mini Satin
- 41 Netherland Dwarf
- 42 Polish
- 43 Rex
- 44 Rhinelander
- 45 Silver
- 46 Silver Marten
- 47 Tan
- 48 Thrianta
- 49 Other Lightweight Breeds & Lightweight Crossbreds
- 50 Lionhead (County Only Class)

761 1_ _ 100 Junior Doe, less than 6 months old, born after March 1, 2018

761 1_ _ 110 Senior Doe, more than 6 months old, born before March 1, 2018

761 1_ _ 120 Junior Buck, less than 6 months old, born after March 1, 2018

761 1_ _ 130 Senior Buck, more than 6 months old, born before March 1, 2018

MARKET

1. To be judged on conformation, condition and uniformity - all breeds competing.

2. Rabbits will be taken home.

761 300 010 Fryer, 4 to 5½ lbs. each, 80 days old or younger

761 300 020 Pen of Three Fryers, 4 to 5½ lbs. each, 80 days old or younger

761 300 030 Roaster, over 5½ to 7½ lbs. each, 81 to 100 days old

761 300 040 Pen of Three Roasters, over 5½ to 7½ lbs. each, 81 to 100 days old

PRODUCTION

761 200 000 Doe, with production records, must have kindled in the current 4-H year.

POULTRY

1. All birds shall be shown according to 4-H State Fair regulations.

2. Birds are to be number-banded.

3. All birds will be blood tested for Pullorum and Typhoid by the ODA. Testing will be after judging and without charge.

4. Breeds are those found exclusively in the American Poultry Association (APA) Standards of Perfection & American Bantam Association Standards. Non-standard class includes birds found in standards other than the APA standards, such as the British or Japanese Standards.

5. Birds known by the exhibitor to be of a

crossbred origin are to be entered in the crossbred class.

6. Birds that have been raised as a result of those strains distributed through the Oregon 4-H Incredible Egg Program or the Oregon Broiler Growers Contest are to be entered in the commercial category.

7. Birds must be in possession by Fair Entry Day in July.

8. Birds are to remain in cages except for showing.

POULTRY/PIGEON SHOWMANSHIP (REQUIRED)

Fill in the blank at the end of the class number with corresponding number below:

*Beginner 0; Junior 1; Intermediate 2; Sr. 3

*Beginner: 4, 5, 6 grade members first time showing any livestock animal

731 500 00_Poultry Showmanship

732 500 00_Pigeon Showmanship

CHICKENS

Note: Fill in the blank in class number () with one of the following numbers:

1. Pullet, hatched this year
2. Cockerel, hatched this year
3. Hen, prior to this year's hatch
4. Cock, prior to this year's hatch

731 101 0_0 *APA Standard Bred Large Fowl

731 101 1_0 **Non-APA Standard Bred Large Fowl

731 101 2_0 ***Cross-Bred Large Fowl

*Breeds entered in the American Poultry Association (APA) classes are based on those birds found exclusively in the APA book titled Standards of Perfection.

**The non-APA standard bred large fowl class would include birds found in standards other than APA, like the British or Japanese Standards.

***The crossbred large fowl would include known backyard crosses, sex links and birds associated with the OSU Animal Sciences Dept./Oregon Fryer Commission Pen of Fryers Contest.

731 102 0_0 APA and ABA Standard Bred - Bantam

731 102 1_0 Non-Standard Bred - Bantam

731 102 2_0 Cross-Bred - Bantam

PEN OF LAYING HENS

1. Three hens in production.

2. Hens should not have been shown in individual classes and count as one entry. To be scored on the following criteria:

visible signs of production- 40 points
uniformity- 30 points
condition:

vigor- 10 points
cleanliness- 10 points
feathering- 10 points

731 200 010 Pen of Laying Hens

MARKET CHICKENS

1. Birds will be weighed individually at the fair.

2. All breeds will compete together.

3. Chickens will be taken home.

731 300 010 Broiler/Fryer, pen of three (under 8 weeks) 4-6 lbs. live weight.

731 300 020 Roaster, pen of three (8-16 weeks) over 6 lbs. live weight.

731 300 050 Single Market Turkey - Tom or Hen. (County Only Class)

OTHER FOWL

Note: Fill in the blank in class number () with one of the following numbers:

1. Young Female, hatched this year
2. Young Male, hatched this year
3. Old Female, prior to this year's hatch
4. Old Male, prior to this year's hatch

731 103 0_0 APA Standard Bred Duck

731 103 1_0 Commercial Nonstandard Breed and/or Crossbred Duck

731 104 0_0 APA Standard Bred Goose

731 104 1_0 Commercial Nonstandard Breed and/or Crossbred Goose

731 105 0_0 APA Standard Bred Turkey

731 105 1_0 Commercial Nonstandard Breed and/or Crossbred Turkey

731 106 0_0 Other (no emus or ostriches)

While water fowl is included here, the Avian Influenza situation will be monitored carefully statewide and depending on the current situation at County Fair time water fowl and their eggs, might not be allowed to exhibit.

PIGEONS

Note: Fill in the blank in class number () with one of the following numbers:

1. Young Hen
2. Young Cock
3. Old Hen
4. Old Cock

732 101 0_0 Homer

732 102 0_0 Performing

732 103 0_0 Fancy

732 104 0_0 Utility

732 105 0_0 Doves

EGGS

1. They will be judged on interior and exterior quality and uniformity.

Note: Fill in the blank in class number () with one of the following numbers:

1. Chicken
2. Duck
3. Turkey
4. Other Species

731 40_ 010 White Eggs, one dozen

731 40_ 020 Brown Eggs, one dozen

731 40_ 030 Other Eggs, one dozen

LIVESTOCK

BEEF CATTLE

1. No bulls beyond 6 mos. of age allowed.

2. A two-year old heifer that has calved will be shown as a Junior Cow.

3. Calf, yearling and cow classes may be combined dependent upon entry numbers.

BEEF SHOWMANSHIP (REQUIRED)

Fill in the blank at the end of the class number with corresponding number below:

*Beginner 0; Junior 1; Intermediate 2; Sr. 3


*Beginner: 4, 5, 6 grade members first time showing any livestock animal

721 500 00_ Beef Showmanship

BREED CLASSES

Note: Fill in the blank in class number () with one of the following numbers:

- 1 Junior Calf (bull or steer), 1/1 - 6/30/2018
- 2 Junior Calf (heifer), 1/1 - 6/30/2018
- 3 Senior Heifer Calf, 9/1-12/31/2017
- 4 Summer Yearling Heifers, 5/1 - 8/31/2017
- 5 Junior Yearling Heifer, 1/1 - 4/30/2017
- 6 Senior Yearling Heifer, 9/1-12/31/2016
- 7 Junior Cow, 7/1/2015 - 8/31/2016



4-H Activities

8 Senior Cow, born before July 1, 2015 (must have calved within the preceding 12 months)

721 101 0_0 Angus, Red - (01)

721 102 0_0 Angus, Black - (02)

721 103 0_0 Charolais - (03)

721 104 0_0 Hereford - (04)

721 105 0_0 Limousin - (05)

721 106 0_0 Pinzgauer - (06)

721 107 0_0 Shorthorn - (07)

721 108 0_0 Simmental - (08)

721 109 0_0 Crossbred - (09)

721 110 0_0 Other Breeds - (10) (specify)

SPECIAL CLASSES

(Animals must have been shown 3 times in the above classes)

Note: Fill in the blank in class number () with the number in parenthesis

following the breed listed above (01-10):

721 1_ _ 210 Producing Cow with 4-H Production Records - born before 9/1/2016. Cow to be shown with completed records.

721 1_ _ 220 Dam and Produce - Cow & 1 offspring owned by the same 4-H member.

721 1_ _ 230 4-H member's Beef Herd - 3 breeding animals owned by the same 4-H member.

OTHER CLASSES

721 300 010 Feeder Steer - Market Steer under designated weight only

721 300 030 Pen of 3, from 1 club. Each club may enter as many groups as possible.

RIBBONS ONLY FOR THIS CLASS.

721 700 060 Family Food Steer (non-auction)

GOATS

1. There will be a penned section for 4-H goats at fair that tested negative for CAE within 1 year of fair.

2. All sheep and goats must have official federal scrapie program identification. All goats must have a Scrapies Premise ID Form with them at fair. Goats must be appropriately identified with the ID number.

3. An annual CD & T vaccination is required for all goats.

4. Only bucks kidded after July 1 & still nursing will be allowed at County Fair. Otherwise, no bucks are allowed.

5. Classes may be combined at Project Superintendent's or Judge's discretion.

6. Participation in Goat pre-fair is mandatory.

7. Pet pack, fiber and meat type wether goats will be shown according to the specific criteria given.

DAIRY GOATS

1. All dairy goats must be dehorned.

2. Show clothes: black or white pants and white buttoned shirt.

DAIRY GOAT SHOWMANSHIP (Required)

Fill in the blank at the end of the class number with corresponding number below:

*Beginner 0; Junior 1; Intermediate 2; Sr. 3

*Beginner: 4, 5, 6 grade members first time showing any livestock animal

791 500 00_ Dairy Goat Showmanship

BREED CLASSES

1. All breeds will be shown together but judged to their own standards.

Note: Fill in blank in class number () with one of the following numbers.

1 Junior Doe Kid, April 1 to June 30, 2018

2 Intermediate Doe Kid, March 1-31, 2018

3 Senior Doe Kid, Jan. 1 to Feb. 28, 2018

4 Dry Yearling Doe, born in 2017

5 Milking Yearling Doe, born in 2017

6 Mature Two Year Old Doe, born in 2016

7 Mature Doe, three years and under five years, born in 2014 or 2015

8 Mature Doe, five years and under seven years, born in 2012 or 2013

9 Aged Doe, seven years and older, born in 2011 or earlier

791 101 0_0 Alpine - (01)

791 102 0_0 La Mancha - (02)

791 103 0_0 Nigerian Dwarf - (03)

791 104 0_0 Nubian - (04)

791 105 0_0 Oberhasli - (05)

791 106 0_0 Saanen - (06)

791 107 0_0 Sable - (07)

791 108 0_0 Toggenburg - (08)

791 109 0_0 Other pure breeds - (09)

791 110 0_0 Crossbreeds - (10)

SPECIAL CLASSES

(Animals must have been shown in the above classes.)

Note: Fill in blank () with the number in parenthesis following the above breed names (1-10).

791 1_ _ 210 Mature Doe with 4-H Production Records, born before Jan. 1, 2016. Doe to be shown with completed records from last lactation.

791 1_ _ 220 Dam and Daughter, doe and one offspring owned by same 4-H member.

791 1_ _ 230 4-H Member's Dairy Goat Herd, three female dairy goats owned by the same 4-H member.

FIBER GOATS

1. Purebred and grade animals are shown together.

2. Wethers will be shown in separate conformation classes.

3. Does and wethers will compete together in showmanship.

FIBER GOATS SHOWMANSHIP (REQUIRED)

Fill in the blank at the end of the class number with corresponding number below:

*Beginner 0; Junior 1; Intermediate 2; Sr. 3

*Beginner: 4, 5, 6 grade members first time showing any livestock animal

792 500 00_ Fiber Goat Showmanship

BREED CLASSES

Note: Fill in blank in class number () with

one of the following numbers.

1. Junior Wethers under 12 months of age

2. Yearling Wethers, 12-24 months of age

3. Aged Wethers, Over 2 years of age

4. Junior Doe Kid, born after Feb. 28, 2018

5. Junior Doe Kid, born 1/1 - 2/28/2018

6. Yearling Doe, 12-24 months

7. Aged Doe - Over 2 years of age

792 101 0_0 Angora (1)

792 102 0_0 Cashmere (2)

792 103 0_0 Pygora (3)

792 104 0_0 Other breeds (4)

SPECIAL CLASSES

(Animals must have been shown in the above classes.)

792 100 210 Dam and Produce, doe and one daughter, owned by same 4-H member.

792 100 220 4-H Member's Fiber Goat Herd, three female fiber goats owned by the same 4-H member.

792 10_ 230 Pair of Doe Kids, bred and owned by the exhibitor, under 1 year of age

GOAT FIBER

792 201 000 Pygora Doe

792 202 000 Pygora Wether

792 203 000 Angora Doe

792 204 000 Angora Wether

792 205 000 Colored Angora Doe

792 206 000 Colored Angora Wether

792 207 000 Cashmere Doe

792 208 000 Cashmere Wether

792 209 000 Crossbreed Fiber Goat

MEAT GOATS

1. We strongly recommend all goats be dehorned. However, does whose horns are part of the breed specifications may be shown with horns. However, ANY sign of behavior or safety issues could result in required, capping or even disqualification at judge, superintendent, or 4-H staff in charge of the show discretion.

2. Purebred and grade animals are shown together.

3. Goats are to be shown with their front feet on the ground.

MEAT GOATS SHOWMANSHIP (REQUIRED)

Fill in the blank at the end of the class number with corresponding number below:

*Beginner 0; Junior 1; Intermediate 2; Sr. 3

*Beginner: 4, 5, 6 grade members first time showing any livestock animal

795 500 00_ Meat Goat Showmanship

BREED CLASSES

Note: Fill in blank in class number () with one of the following numbers.

1 Doe Kid, born April 1 to June 30, 2018

2 Doe Kid, born Jan. 1 to March 31, 2018

3 Doe Kid, born Oct. 1 to Dec. 31, 2017

4 Yearling Doe, born May 1-Sept. 30, 2017

5 Yearling Doe, born Jan. 1-April 30, 2017

6 Mature Doe, born in 2016

7 Mature Doe, 3-4 year old born 2014-2015

8 Mature Doe, 5-6 years born 2012-2013

9 Mature Doe, 7 & older: born before 2012

795 100 0_0 Meat Goats (does)

SPECIAL CLASSES

(Animals must have been shown in the above classes.)

795 100 210 Mature Doe with 4-H Production Records. Doe to be shown with completed records from last kidding.

795 100 220 Dam and Daughter, doe and one offspring owned by same 4-H member.

795 100 230 Member's Meat Goat Herd, three animals owned by the same exhibitor.

Animals must have been shown in one of the above classes. May be three does or two does and a wether.

OTHER CLASSES

795 700 010 Feeder Kid - Market Goat under designated weight

795 700 020 Market Plus Kid - overweight Market Goats

795 700 060 Family Food Meat Goat (non-auction)

PACK GOATS

COUNTY CLASSES

1. All pack goats must be dehorned

2. No intact males permitted

3. Purebred and grade animals are shown together.

4. Wethers will be shown in separate conformation classes.

5. Does and wethers will compete together in showmanship.

PACK GOATS SHOWMANSHIP (required)

1. In Showmanship the skills of the handler are judged.

2. At least two entries are required per separate class.


3. Members will be separately evaluated when in combined classes.

4. Judging criteria: ease of movement of animal on demand; cleanliness and condition; shown to best advantage (that is standing squarely, head at a natural height, etc.).

5. Animal's willingness to accept tie or tether when handler moves away.

6. Animal's willingness to accept alternate handler.

7. Judge may question handler about their project/animal. Types of questions are the



**Peter Allen
Land
Surveying
is proud to
support the
Josephine
County Fair**



**Peter Allen
LAND SURVEYING**

321 NW A Street
Grants Pass, OR 97526
(541) 476-4502

4-H Activities

judges choice.

8. Pack goats are to enter the ring w/o the pack. Handler is expected to put on the pack while the animal is tied. Ease of packing & member knowledge about loading is considered.

Fill in the blank at the end of the class number with corresponding number below:

*Beginner 0; Junior 1; Intermediate 2; Sr. 3

*Beginner: 4, 5, 6 grade members first time showing any livestock animal

794 500 00_ Pack Goat Showmanship

PACK GOAT CONFIRMATION

1. At least two entries are required per separate class.

2. Members will be separately evaluated when in combined classes.

3. No packs are permitted.

4. Upon entering the ring, all class participants circle nose to tail and stop on command of the judge.

5. Stand at short rope nose to tail.

6. Reverse circle and stop on command nose to tail.

7. All face judge and stand for individual examination, with rope to slack.

8. At judge's command, each animal is individually led forward to be checked for soundness and for correct body type.

9. At judge's command each animal is backed, then returns to place in the line.

10. Additional commands may be indicated by the judge.

794 100 100 Under one year of age

794 100 200 Yearlings

794 100 300 Aged animals (2 yrs. & above)

PYGMY GOATS

1. All pygmy goats must be dehorned

2. Purebred and grade animals are shown together.

3. Wethers will be shown in separate conformation classes.

4. Does and wethers will compete together in showmanship.

PYGMY GOATS SHOWMANSHIP (required)

Fill in the blank at the end of the class number with corresponding number below:

*Beginner 0; Junior 1; Intermediate 2; Sr. 3

*Beginner: 4, 5, 6 grade members first time showing any livestock animal

793 500 00_ Pygmy Goat Showmanship

BREED CLASSES

Note: Fill in blank in class number () with one of the following numbers.

1. Junior Doe Kid, 3/2 - 6/1/2018

2. Junior Doe Kid, 12/2/2017 - 3/1/2018

3. Junior Doe Kid, 9/2 - 12/1/2017

4. Jr. Doe, (not in milk) 9/2/2016 - 9/1/2017

5. Senior Doe, (in milk) 9/2/2015 to 9/1/2016 (does that have freshened at least once, not necessarily in milk at show time)

6. Senior 2 Year Old Doe, 9/2/2015 - 9/1/2016

7. Sr. 3 Year Old Doe, 9/2/2014 - 9/1/2015

8. 4 & 5 Year Old Doe, 9/2/2012 - 9/1/2014

9. Over Five Years Old Doe, prior - 9/2/2012

793 100 0_0 Pygmy Goats (does)

793 100 110 Pygmy Doe in Milk-all ages above yearling competing

SPECIAL CLASSES (Animals must have been shown in the above classes.)

793 100 210 Dam and Produce, doe and one daughter, owned by same 4-H member.

793 100 220 4-H Member's Pygmy Goat Herd, three female pygmy goats owned by the same 4-H member.

PYGMY GOAT WETHER CLASSES

Note: Fill in blank in class number () with one of the following numbers.

1 Jr. Wether up to 6 mos. Born by 6/1/2018

2 Junior Wether 6 months to 1 year

3 Senior Yearling Wether

4 Senior 2 & 3 Year Old Wether

5 Senior 4 Year Old and Over Wether

793 700 2_0 Pygmy Goat Wethers

GOAT TRAIL CONTEST- County classes

1. Pack goats enter the arena in full packs and halters. Pygmy goats just with a lead and no pack.

2. Goats negotiate up to 10 obstacles.

3. Judged on ease of movement of the animal on command. Also willingness to negotiate obstacles.

794 800 100 Goat Trail Course

SHEEP

1. Sheep used for Showmanship may be blanketed on Showmanship day only. Blankets may be worn after 9pm the evening before Showmanship.

2. Colored Wool breeds may be blanketed throughout the fair.

3. All breeding sheep over one year of age must be shorn during the current year.

4. Breed classes with 3 or less exhibits may be shown in the *other* pure breeds class. Breed classes with more than 3 exhibits may create their own class.

5. All sheep and goats must have official federal scrapie program identification. Scrapie tags required for all sheep projects.

6. Animals showing any evidence of prolapse or mechanical repair will not be allowed at the show or in the barn.

7. Sheep are to be shown with their front feet on the ground.

8. No muzzles allowed.

SHEEP SHOWMANSHIP (required)

Fill in the blank at the end of the class number with corresponding number below:

*Beginner 0; Junior 1; Intermediate 2; Sr. 3

*Beginner: 4, 5, 6 grade members first time showing any livestock animal

771 500 00_ Sheep Showmanship

BREED CLASSES

Note: Fill in the blank in class number () with one of the following numbers:

1. Spring Ewe Lamb, 1/1 - 5/31/2018

2. Fall Ewe Lamb, 9/1 - 12/31/2017 (must have lamb's teeth)

3. Yearling Ewe, 9/1/2016 - 8/31/2017

4. Producing Ewe, born before 8/31/2016 (must have raised a lamb born after 9/1 of the previous calendar year)

771 101 0_0Cheviot, Border (01)

771 102 0_0Cheviot, North Country (02)

771 103 0_0Columbia (03)

771 104 0_0Corriedale (04)

771 105 0_0Dorset (05)

771 106 0_0Hampshire (06)

771 107 0_0Lincoln (07)

771 108 0_0Montadale (08)

771 109 0_0Oxford (09)

771 110 0_0Romney, White (10)

771 111 0_0Romney, Natural Colored (11)

771 112 0_0Shropshire (12)

771 113 0_0Southdown (13)

771 114 0_0Suffolk (14)

771 115 0_0Other Breeds (15)

771 116 0_0 Crossbred Meat Breeds (colored fleeces included) (16)

771 117 0_0 Crossbred Wool Breeds with white fleeces (17)

771 118 0_0 Natural Colored Wool Class Wool Breeds Only (18)

SPECIAL CLASSES

(Animals must have been shown in the above classes)

Note: Fill in the blank in class number () with the number in parenthesis following the breed listed above (01-18):

771 1_ _ 210 Producing Ewe with 4-H Production Records - Must have produced a lamb in the current year. Ewe to be shown with completed records.

771 1_ _ 220 Ewe and Produce - Ewe and one offspring both shown in individual classes above, owned by the same 4-H member.

771 1_ _ 230 4-H member's Flock - Three female animals from classes above owned by the same 4-H member.

771 1_ _ 240 Ram lamb - born after Jan. 1, 2018. Lamb must be manageable.

RIBBONS ONLY FOR THIS CLASS.

OTHER CLASSES

771 700 010 Feeder Lamb - Market Lamb under designated weight

771 700 020 Market Plus Lamb - overweight Market Lambs

771 700 060 Family Food Lamb (non-auction)

OUTSTANDING SHEPHERD AWARD

1. Award is presented at the Special Awards Ceremony on Sat. late afternoon to the member with the highest point total and is based on points given in the following areas:

- Breeding Stock - 20 pts.
- Wool - 20 pts.
- Showmanship - 20 pts.
- Judging Contest - 10 pts.
- Presentation Contest - 10 pts.
- Record Book:
- 4-H Story - 8 pts.
- Completeness of book - 6 pts.
- 4-H Participation - 5 pts.

• Community Service - 5 pts.

• Other Activities - 3 pts.

• Neatness of records - 3 pts.

• Record Book (total) - 30 pts.

Grand Total - 110 pts.

WOOL

1. Ewe fleeces only.

2. Fleeces must be from 4-H member's project ewes.

3. Fleeces must have been shorn in 2018.

4. At County Fair members may enter two fleeces per breed. Selection for State Fair is limited to one fleece per breed.

5. Fleeces must be clean w/"tags" removed.

6. Each fleece is to be folded and entered in a clear plastic bag with exhibitor name and county clearly written with a felt marker on the lower half of the bag.

7. Each fleece must have a 4-H Wool Show Tag inserted inside the bag and clearly visible through the bag. Exhibitor name, county, wool breed and class number are to be clearly written on the tag.

8. All classes except 771 407 000, 771 409 000 and 771 417 000 are white fleeces. All colored fleeces (black, brown, etc.) must be entered in 771 407000 Romney, colored; 771 409 000 Shetland, colored or 771 416 000 Colored Fleece (any breed or cross, indicate breeds on tag).

771 401 000 Cheviot

771 402 000 Columbia

771 403 000 Corriedale

771 404 000 Dorset

771 405 000 Hampshire

771 406 000 Montadale

771 407 000 Romney, colored

771 408 000 Romney, white

771 409 000 Shetland, colored

771 410 000 Shetland, white

771 411 000 Shropshire

771 412 000 Southdown

771 413 000 Suffolk

771 414 000 Other Breeds (indicate breed on tag)

771 415 000 Crossbred (white face)

771 416 000 Crossbred (black face)

771 417 000 Colored Fleece (any breed or cross except full Romney or Shetland; indicate breed on tag)

SWINE

1. No animals entered as a Market Hog will be placed in a breeding class.

2. All market barrows MUST BE PROPERLY CASTRATED. No boars with cryptorchidism (retaining of one or more testicles) are allowed to exhibit or sell in 4-H market swine classes at County Fair.

3. On arrival all swine will be inspected as well as checked for hog lice and eggs by Superintendent or person designated by the Superintendent, &/or the attending Fair Vet.

4. Any animals found to have lice or eggs will be quarantined to their immediate pen and will be sprayed or dusted to control such, at the owner's expense. Owner will take any other measures as directed by the Fair Vet.

5. Swine with signs of lice or eggs will not be allowed in the show or sale ring. Any swine exhibitor who does not cooperate with the Swine Superintendent, management of the Jo Co Fair and/or the attending



4-H Activities

Fair Vet on the control of hog lice, will be asked to immediately remove their animals from the Fairgrounds.

6. Due to the continuing concern surrounding the PEDv, as well as the presence of PEDv within the state of Oregon, swine exhibitors will need to submit an **Exhibitor Release of Liability and Assumption of Risk Agreement** with their swine fair entries.

7. In addition, no bred gilts, sows due to farrow or sows with piglets will be allowed.

SWINE SHOWMANSHIP (REQUIRED)

Fill in the blank at the end of the class number with corresponding number below:

*Beginner 0; Junior 1; Intermediate 2; Sr. 3

*Beginner: 4, 5, 6 grade members first time showing any livestock animal

781 500 00_ Swine Showmanship

BREED CLASSES

Note: Fill in the blank in class number () with one of the following numbers:

1. May Gilt, born May 1 to May 31, 2018

2. April Gilt, born Apr 1 to Apr 30, 2018

3. March Gilt, born Mar 1 to Mar 31, 2018

4. Feb. Gilt, born Feb. 1 to Feb. 28, 2018

5. Jan. Gilt, born Jan. 1 to Jan. 31, 2018

6. Fall Gilt, born Aug. 1 to Dec. 31, 2017, and has not farrowed

781 101 0_0 Berkshire

781 102 0_0 Duroc

781 103 0_0 Hampshire

781 104 0_0 Spots

781 105 0_0 Yorkshire

781 106 0_0 Crossbred

781 107 0_0 Other Breeds

SPECIAL CLASSES (Animals must have been shown in the above classes)

781 700 010 Sow, one year & under two years

781 700 020 Sow two years and over

781 200 010 Best Two Females – Owned by the same 4-H member (from classes 1, 2, 3, 4, 5 or 6).

781 200 020 Production Record Class – (Sow at home) and Gilt being shown owned by the same 4-H member (from classes 1, 2, 3, 4, 5 or 6). All breeds competing.

OTHER CLASSES

781 700 040 Feeder Hog - Market Hog under designated weight

781 700 020 Market Plus Hog - overweight Market Hogs

781 700 060 Family Food Hog (non-auction)

JUNIOR LIVESTOCK AUCTION

The Jo Co Fair Junior Livestock Auction is sponsored by the Young Farmers Auction Committee. IT IS A TERMINAL SALE! Market animals shown or purchased in a terminal sale are not eligible to be entered or shown in any class as a youth project in subsequent years. ALL MARKET ANIMALS THAT ARE JUDGED AND GRADED ELIGIBLE FOR AUCTION SHALL BE SOLD OR THE MEMBER WILL FORFEIT PREMIUMS AND AWARDS.

MEMBER ELIGIBILITY

1. Members may sell only one animal per year – either one market steer, one market meat goat, one market lamb, or one market hog. If a member has sold a market animal at any other Junior Auction during the cur-

rent year, they are not eligible to sell at the Jo Co Junior Livestock Auction.

2. Members wishing to sell an animal in the Jr. Livestock Auction must have been enrolled in the specific project area since the required date.

3. ALL auction animals must be owned exclusively by the member/seller.

4. All market animals are to be the product of the individual member's feeding and care efforts.

Possession Requirements: Market steers are to be in the possession of the member by April 1st of the current year. Goats, sheep and swine are to be in the possession of the member by May 15th of the current year. Possession means the animal must be owned by and under the care of the member.

5. Should a junior livestock member (FFA/4-H) be suspended by either organization from selling an animal at the junior livestock auction for any reason, the member must meet all expectations/consequences to lift that suspension & be reinstated, in order to once again participate in the junior livestock auction, regardless of the organization with which the member is associated.

POSSESSION REQUIREMENTS

1. Market steers are to be in the possession of the member by April 1st of the current year. Goats, sheep and swine are to be in the possession of the member by May 15th of the current year. Possession means the animal must be owned by and under the care of the member.

GENERAL REQUIREMENTS

1. Members must lead his/her own animal across the scale at Pre-fair and Fair unless other arrangements have been made and permission has been granted by the 4-H Agent or FFA Advisor PRIOR to the weigh-ins. Weigh-ins for replacements will be announced at pre-fairs, if necessary.

2. All members **MUST DEMONSTRATE AT PRE-FAIR** that their market animal is under their control and safe for other to be near. No mechanical devices, such as a nose ring for steers, are permitted to achieve the desired result. If upon evaluation at that time an animal is considered to be uncontrollable by the member and/or unsafe, additional instructions or requirements may be given to the member.

3. Auction registration forms must be submitted as described in the pre-fair flyer.

4. Up-to-date project records will be submitted and reviewed in July and must be presented for review if requested.

5. Proof of ownership is to be included in the 4-H youth's project record book and available upon request. A copy of the Bill of Sale or Change of Ownership form (e-slip for beef is required) will constitute proof of ownership.

6. Owner produced animals require a statement of affirmation that the animal is the product of a female owned by the member as reflected by production records. (Use of an animal produced by a female owned by a family member other than the potential seller/member requires a Bill of Sale indicating the member as the new owner.)

7. A COOL affidavit is required for all goat and sheep auction animals. A copy of the COOL affidavit is to be included in the 4-H

youth's project record book.

8. Members must compete in Herdsmanship, a Showmanship Class and a Market Class for their respective species to maintain sale eligibility.

9. 4-H members shall submit a completed Market Animal/Health Record form for their applicable species to his/her project leader/advisor before fair begins. Leaders should have forms to superintendents no later than Wednesday noon.

10. Members are expected to assist the auction by contacting buyers as well as supporting and assisting other auction participants as their ability permits before, during and following the sale.

11. Members MUST take their animal to be sold through the auction ring. Exceptions must be requested and submitted on the 4-H/FFA Animal Science Project Absence Request form. Contact the 4-H Agent or FFA Advisor for a copy of the form.

12. An unsealed and stamped personal thank you letter addressed to the auction buyer(s) shall be submitted by the seller to the OSU Extension Office or their club leader prior to the distribution of their auction check. (Club leaders must submit a verified list to the OSU Extension Office by September 1st.)

13. 4-H/FFA Members must submit a completed **4-H/FFA Auction Animal Summary** to the OSU Extension Office to obtain their auction check.

14. ABSOLUTELY NO "FOR SALE" SIGNS MAY BE DISPLAYED, NOR SOLICITATION FOR SALE BE MADE OF INELIGIBLE MARKET ANIMALS DURING THE COUNTY FAIR.

ANIMAL REQUIREMENTS

1. Market project animals are a food product and subject to meat quality and safety regulations. Required weights and grades reflect commercial guidelines.

2. Necessary vaccines and wormers shall be administered in advance of all drug withdrawal dates. Any market project animal treated for an illness or injury that will not meet the drug withdrawal dates shall be removed from the sale.

3. All market animals shall be weighed Tuesday of Fair week to determine exhibition and selling weight. Each member properly enrolled in the project shall be permitted to weigh their primary and backup animals **ONE TIME ONLY**. If both animals qualify, members have 30 minutes after the completion of the weigh-in for that species to determine which animal they will enter into the market class. The backup animal may be entered in a breeding/Family Food non-auction class (where appropriate requirements for 4-H records and Fair Entry forms have been followed) or open class.

4. No animal entered in a market class may be shown in or transferred to a breeding class except as an offspring of a producing animal.

5. Unhealthy animals at the time of the sale may be withdrawn from the auction at the discretion of the Fair Veterinarian. SUCH ANIMALS MAY BE SENT HOME AT ANY TIME AT THE DISCRETION OF THE FAIR VETERINARIAN.

6. All male market animals MUST BE PROPERLY CASTRATED. No animals with

evidence of cryptorchidism (retaining of one or more testicles) in any species, bulls, bucks, rams or boars are allowed to exhibit in any 4-H market class at County Fair.

7. No swine will be allowed in the sale ring that shows signs of lice or eggs. Any swine exhibitor who does not cooperate with the Swine Superintendent, management of the Jo Co Fair and/or the attending Fair Veterinarian on the control of hog lice, will be asked to immediately remove their animals from the fairgrounds.

CARE REQUIREMENTS

1. The feeding and care of all market animals shall remain the responsibility of the member until the close of County Fair on Saturday night. Contact your project leader or superintendent for specific details concerning leaving food for your animal for Sunday morning feeding.

2. The Young Farmers Auction Committee has the right to refuse to sell any animal that does not receive proper care during the Fair as determined by the 4-H Herdsmanship judge, project superintendent, 4-H Agent, and/or FFA Advisor. Proper care means adequate feed, water, a clean animal and clean stall with regular daily care.

3. Administration of all medications given to Market Animals during their lifetime must be recorded on the **Market Animal Health Record** form for the applicable species and submitted to the project superintendent or FFA Advisor by Wednesday noon of Fair week.

4. USDA requirement for withdrawal of feed additives and/or medication shall be followed.

5. The Young Farmers Auction committee has the right to refuse to sell any animal that receives any illegal or improper medication. Administration of illegal or improper medication must be from firsthand knowledge and be documented in writing and signed. The designated Fair Veterinarian shall have the final say on whether or not the medication is illegal or improper.

6. If the sale of the animal has been completed and it is determined that the animal was improperly medicated, the buyer's money will be returned and the seller will assume the loss. Further sanctions may occur under the **Jo. Co. 4-H Addendum to the "Oregon 4-H Animal Science Ethical Standards"**.



WEIGHT AND ADDITIONAL SPECIE REQUIREMENTS

1. **STEERS:** Recommended to weigh a minimum of 650 lbs. and a recommended maximum of 900 lbs. at Pre-fair. Steers are required to weigh a minimum of 1000 lbs. and a recommended maximum of 1350 lbs. at Fair. Also required is an average daily gain of 2.0 lbs. per day between Pre-fair and Fair. Minimum grade for sale is Select or better. Steers should have been born on or after January 1st of the PREVIOUS YEAR with a recommended birthdate between February and April. All steers must be dehorned and healed prior to Pre-fair (a maximum of 2 inch scurs are allowed).

2. **GOATS:** Suggested to weigh a minimum of 45 lbs. and a suggested maximum of 90 at Pre-fair, with a required minimum of 60 lbs. and maximum of 130 lbs. at Fair. An average minimum gain of 0.25 lbs. per day between Pre-fair and Fair is required. Minimum grade for sale is Select No. 2 or better. Goats must have been born between Dec. 1st and Feb. 15th. Must have milk teeth. Market meat goats must be dehorned.

3. **LAMBS:** Suggested to weigh a minimum of 82 lbs. and a suggested maximum of 120 at Pre-fair, with a required minimum of 110 lbs. and required maximum of 160 lbs. at Fair. An average minimum gain of 0.4 lbs. per day between Pre-fair and Fair is required. Minimum grade for sale is Good or better. Lambs must have been born no earlier than February 1st. Lambs must have been shorn with 30 days of Fair, or have a maximum staple length of one inch at weigh-in.

4. **HOGS:** MUST WEIGH between the required minimum of 230 lbs. and required maximum of 290 lbs. at Fair. Also required is an average daily gain of 1.3 lbs. per day between Pre-fair and Fair. Minimum grade for sale is No. 2 or better. Hogs must have been born between Feb. 1st & March 15th.

5. Market animals that do not meet weight, rate of gain or grade requirements shall not be offered for sale through the auction. **SUCH ANIMALS ARE TO BE RETURNED TO THE OWNER'S HOME FOLLOWING THE CLOSE OF THE FAIR.**

Sale Information

1. Sale order shall be set by the 4-H Agent and the FFA Advisors and/or their designated superintendents based on the placings of the judged animals in their market class. As 4-H and FFA market classes will be combined, within each species, Grand Champion and Reserve Grand Champion shall sell first for that species.

2. Beef, goats and sheep shall sell in the morning. Swine will sell in the afternoon.

3. **Sale Lots:** The sale is restricted to 200 lots. A lot of 100 shall be divided between goats, sheep and beef, with the remaining 100 lots reserved for swine. If more than 200 animals are deemed eligible for sale, penning will occur as follows:

a. **Beef, Goats and Sheep:** No beef shall be penned. The number of lots available for goats and sheep will be determined by subtracting the number of eligible beef animals from 100. If more goats and sheep are eligible for sale than the number of remaining lots, the lowest placing animals shall be sold in lots of two (or three) until the total number of lots equal 100. No Grand Champion or Reserve Grand Champion shall be penned. Choosing a penning partner is an option. Written requests must be made before the end of the Grand Champion Class. Cards and guidelines will be available from the project superintendents at Fair.

b. **Swine:** If more than 100 hogs are deemed eligible for sale, the lowest placing animals shall be sold in lots of two (or three) until the total number of lots equal 100. No Grand Champion or Reserve Grand Champion shall be penned. Choosing a penning partner is an option. Written requests must be made before the end of the Grand Champion Class. Cards and guidelines will be available from the project superintendents at Fair.

FEES

1. The Young Farmers will extract a 5.5% commission from each seller's check. The money thus raised shall be placed into an account for use in promotion of the auction and to cover other expenses associated with holding the auction, as well as to cover the liability for the livestock from the time of the sale until the animals are shipped to the buyer's point of destination.

2. An additional transportation fee will be charged for the shipping and handling of each animal sold at auction.

3. Young Farmers will also withdraw any required USDA promotion commission.

4. Other charges may be assessed to each seller, depending on the law and the industry (i.e. the Beef Promotion and Research Act charges a flat fee to support beef/veal promotion, research and information; the Oregon Pork Producers charge a percentage, etc.).

EXCEPTION TO THE RULES

1. If a seller (4-H or FFA member) seeks an exception to the requirements for sale, they

are to first present their petition to their project leader or superintendent or FFA Advisor, who will determine if a "special circumstance" exists. 4-H/FFA members are to use the **Exception to the Rule** form. NOTE: As soon as the situation for the exception is known, this process should be started and, if at all possible, completed before County Fair begins.

2. The Auction Committee reserves the right to grant sale eligibility under "special circumstances" to youth who do not meet the above requirements. Where a "special circumstance" occurs, the Auction Committee's decision is final.

3. **IMPORTANT NOTE:** All 4-H members are expected and required to take their own animal into the auction ring, with very few exceptions. Some exceptions may include but are not limited to the following:

a. The 4-H member receives a doctor's note eliminating them from participating in the auction.

b. A family emergency exists that prevents the 4-H member from attending the auction.

c. A 4-H sanctioned event such as a 4-H State Fair competition that conflicts with the time of the auction.

d. The 4-H member is required to report to college or military services on the day of the auction or the day after and needs the auction day to travel. Proof of the report date will be required.

4. Should a 4-H member be unable to participate in the auction (for a reason similar to those above) and would like to submit a request to still have their animal participate, the process is as follows:

a. Discuss the situation with the club's primary and project leaders as well as other club members. If the request has substance and the club and its members are willing to accept responsibility for the animal, obtain a **4-H/FFA Animal Science Project County Fair Absence Request** form, fill it in & have the primary/project leader sign and date it.

b. The form should then be given to the project superintendent(s) by the 4-H member or the club's primary/project leader. The 4-H member should expect to discuss their situation with the project superintendents. (NOTE: a 4-H Volunteer who is both a primary/project leader & a superintendent may not sign the Request form in both capacities. They must choose to either be the primary/project leader or a superintendent for the purposes of approving the request.)

c. If approved by the superintendent(s), the

request is turned into the OSU Extension office for consideration by the 4-H Faculty member and the Auction Committee. The 4-H member will be notified when their request is either approved or denied.

d. If approved, the 4-H member will be required to attend all other classes (showmanship and market) with their animal.

AUCTION ANIMAL REMOVAL

1. Animals sold during the auction shall be hauled from the fairgrounds Sunday morning following the Fair. The Junior Livestock Barns shall be closed to all but those contracted for loading out and hauling auction animals between 5am & 11am on Sunday. No breakdown of display areas or removal of materials shall occur during that period.

2. The Young Farmers or their designated agents shall be responsible for hauling of animals **SOLD ONLY THROUGH THE AUCTION.**

For additional rules/policies, see **Josephine County 4-H Livestock Auction Handbook**, 4-H Animal Science General Rules, Livestock Rules (either 4-H or FFA), the **Auction Sale Catalogue**, Junior Livestock Registration forms for each species, and/or the Memorandum of Understanding (MOU) between sponsoring organizations.

Checks from the sale may take as long as six weeks or more before they can be issued.

MARKET CLASSES - County class, ribbons only

MARKET STEER

721 300 000 Market Steer (Sale registered steers weighing 1,000 lbs. or more meeting the average daily gain requirements and grade). Steers must be dehorned (a maximum of 2 inch scurs are allowed)

MARKET LAMB


771 300 000 Market Lamb (Sale registered lambs weighing between 110-160 lbs. meeting the average daily gain, grade and birth requirements)

MARKET HOG

781 300 000 Market Hog (Sale registered hogs weighing between 230-290 lbs. meeting the average daily gain, grade and birth requirements)

MARKET MEAT GOAT

795 300 000 Market Meat Goat (Sale registered goats weighing between 60-130 lbs. meeting the average daily gain, grade and birth requirements). Meat goats must be dehorned.



We Believe Our Children Are Our Future

Yesterday is history.
Tomorrow a mystery.
Today is a gift.

That's why it's called the present.

And, why it's important to support our youth today.



We support our County Fair. We understand the importance of 4-H and FFA programs. They help our children build their futures as well as a hand in shaping the future of our community.



SOS
Southern Oregon Sanitation Inc.
REDWOOD TRANSFER STATION



For 70 years, Southern Oregon Sanitation has been a family owned and operated business specializing in waste management systems.

In addition to solid waste, SOS handles medical, wood, commercial, industrial and yard debris waste. The company has also implemented an E-Cycle program.

We are here...
Our two transfer stations are located in Grants Pass and Kerby and are available for the community. We pledge our very best to provide you with safe, efficient sanitary services.



1381 Redwood Ave., Grants Pass

Open to the Public 7 Days A Week • www.sosanitation.com

MINI PET MART

Your Pet's Favorite Store - Paws Down!



Brands we carry:

- Avoderm
- Blue Buffalo
- California Naturals
- Canidae
- Chicken Soup
- Diamond
- Eukanuba
- Evo
- Evolve
- Friskies
- Fromm
- Go!
- Hi-tor
- Iams
- Innova
- Natural Balance
- Nature's Recipe
- Now!
- Nutro
- Pedigree
- Pinnacle
- Pro Plan
- Purina
- Royal Canin
- Science Diet
- Taste of the Wild
- Triumph
- Wellness
- Whiskas

We carry everything you need to keep your pet healthy, happy, and safe!

Pet Food • Beds • Cages • Carriers • Furniture
 Grooming Products • Healthcare Supplies • Vitamins
 Supplements • Home Care Products • Medications
 Pet Books • Premium Brands • Specialty Products • Toys

- **Competitive Pricing**
- **Assistance with Special Ordering**
- **Carry-Out Service**

Stop by today and let our knowledgeable staff answer all your pet-related questions.

One Stop Pet Shop!



MINI PET MART

876 NW 6th Street
541-479-3141

*"Your Pet's Favorite Store
Paws Down!"*

1072 Rogue River Hwy.
541-479-4641

OPEN 7 DAYS A WEEK • Monday - Saturday 9 a.m. - 7 p.m., Sunday 10 a.m. - 6 p.m.