



Calling all Elkhart County 4-H Clubs!



The Elkhart County 4-H Fair Green Committee is offering an opportunity for you to participate in a community service project by painting 30-gallon recycling barrels to be used at events on the 4-H Fairgrounds. The barrels will become the property of the Elkhart County 4-H Fair Board.

The Green Committee will:

- ✱ Provide entry forms for clubs to fill out and return.
- ✱ Notify clubs selected to participate by March 12, 2020.
- ✱ Provide barrels that are clean and primed to clubs selected to participate. Lids will all be red and finished by the committee.
- ✱ After the club completes their painting, barrels will be clear coated for protection by the committee.

4-H Clubs will:

- ✱ Submit up to three entry forms to the Elkhart County Extension Office by March 2, 2020.
- ✱ Your design must include the name of your club, and the year the barrel is completed.
- ✱ If you use the 4-H clover logo, it must meet the approved guidelines, which will be supplied.
- ✱ Provide the acrylic paint and supplies needed to complete their approved design.
- ✱ Paint the approved design on the barrel using acrylic paint and return to Wayne and Jan Robinson's house by May 30, 2020.

Information on the barrels:

They are 30-gallon plastic, food grade barrels. Each has two handles, that should be placed so that if your design has a front and back, the "front" of your design is on one side, and the back is on the other side of the handles. They are approximately 60" around and 25" tall.

The photo is of a barrel that has holes for rain barrel fittings, yours will only have a hole in the lid.

There are two ridges around the barrel.



Hints for paint:

Any acrylic paint will work, but there is a difference in the quality. The kind of craft paint that comes in plastic bottles will work just fine. The advantage is that it is easy to find, cheaper, comes in two different sizes of bottles, and is easy to mix colors. The paint in bottles works better with a roller because it is thinner. This paint is great for your initial background color.

The advantage of the more expensive paint that comes in tubes is that it is thicker, giving you a little more control. It also makes it easier for you to paint more detailed shading and to mix colors. Both can be placed on paper plates, butter tub lids, or plastic palettes. Either can be thinned with water. Both can be applied with brushes or sponges, or fingers or hands. Clean brushes and hands with soap and water.

BASIC RULES FOR USING THE 4-H CLOVER

- #1. ALWAYS USE THE WHOLE EMBLEM
 - Never use part of the clover, it has to be the whole clover all of the time.
- #2. NOTHING CAN BE ON TOP OF THE CLOVER
 - Do not put words, pictures or anything else on top of the clover.
- #3. KEEP IT UPRIGHT
 - The clover should never be rotated or turned on its side.
 - The stem should always be at the bottom of the clover and slightly turned to the right.
- #4. DON'T ALTER THE SHAPE
 - Don't distort the shape of the clover in order to fit a space. This means, don't make it longer, taller, wider, or angled.
 - Proportions must remain in tact when making it larger.
- #5. COLOR
 - The clover can be GREEN, BLACK, WHITE OR METALLIC GOLD. No other colors are allowed!
- #6. WHAT ABOUT THE "H"?
 - The "H" should always appear on the clover and it needs to be the right color too.
 - If the clover is green, the "H" can be white, black or metallic gold.
 - If the clover is black, the "H" should be white.
 - If the clover is white, the "H" can be black or green.
 - If the clover is metallic gold, the "H" can be black or white.
- #7. DON'T FORGET THE HYPHEN
 - There must always be a hyphen between the "4" and the "H".
- #8. DON'T FORGET THE USC CODE
 - To show that the clover is official, it should have the USC code on it.
 - The code is 18USC707.
 - This code is to be perpendicular to the stem of the clover and to the right of the stem. Or it can be parallel to the bottom right leaf of the clover.

The 4-H name and emblem is one of three emblems protected by the U.S. Government. The other two symbols protected are the Presidential Seal and the Olympic Rings. Therefore, it is important that we comply with all of the regulations for this unique symbol and what it stands for.

Recycle Barrel Proposal # _____ of _____

*This design was approved by the committee on _____.
It cannot be altered after committee approval.*

(signed) Jan Robinson – Chair.

(front)

60"

(back)

½ handle

handle

½ handle

25"

Club Name: _____

Date: _____

Design Name: _____

Contact Person: _____

Address: _____

City: _____

State: _____

Zip: _____

Phone Number: _____

e-mail: _____

Additional Information: _____

Submit Designs to: Elkhart Co. 4-H Fair – Green Com.
17746-D County Road 34
Goshen, IN 46528

Submit Designs via E-mail to:

elkhartcountygreenfair@gmail.com

or

Recycle Barrel Agreement

The Green Committee will:

- ✚ Notify clubs selected to participate by March 12, 2020.
- ✚ Provide barrels that are clean and primed to clubs selected to participate. Lids will all be red and finished by the committee.
- ✚ After the club completes their painting, barrels will be clear coated for protection by the committee.

Signed: _____
Jan Robinson, for the Committee


4-H Clubs will:

- ✚ Select _____ of the approved designs for completion.
- ✚ Design must include the name of your club, and the year the barrel is completed.
- ✚ If you use the 4-H clover logo, it must meet the approved guidelines, which will be supplied.
- ✚ Design will not be altered after the approval of the committee.
- ✚ Provide the acrylic paint and supplies needed to complete their approved design.
- ✚ Paint the approved design on the barrel using acrylic paint and return to Wayne and Jan Robinson's house by May 30, 2020.

If the terms of this agreement are not met by the Club, a \$20 penalty will be assessed to allow the committee to recuperate expenses for the barrel and its preparation.

Signed: _____
(print leader's name) _____, for the Club

Recycle Barrel Proposal # 1 of 3



Club Name: Benton Busy Bees

Design Name: Being Buzzy


Contact Person: Imma Leader

Address: 12345 W. Rd. 34 City: Anytown Zip: 46528

Phone Number: 123-456-7890 e-mail: myemail@yahoo.com

Date: 09-19-19

Recycle Barrel Proposal # 2 of 3

60"	
(front)	(back)
<div>1/2 handle</div> <div></div> <div>25"</div> <div>Benton Busy Bees 2019</div>	<div>handle</div> <div>(Repeat on design back)</div> <div>1/2 handle</div>

Club Name: Benton Busy Bees Date: 09-24-2019

Design Name: 3 R's


Contact Person: Imma Leader

Address: 12345 Co. Rd. 34 City: Anytown State: IN Zip: 46528

Phone Number: 123-456-7890 e-mail: myemail@yahoo.com

Additional Information: green on 2nd will match lid

Recycle Barrel Proposal # 3 of 3



Club Name: Benton Busy Bees

Date: 09-24-2019

Design Name: Together

Contact Person: Emma Leader

Address: 12345 Co.Rd 34 City: Anytown State: IN Zip: 46528

Phone Number: 123-456-7890 e-mail: myemail@yahoo.com

Additional Information: the tree will have the hand prints of all members of our club.