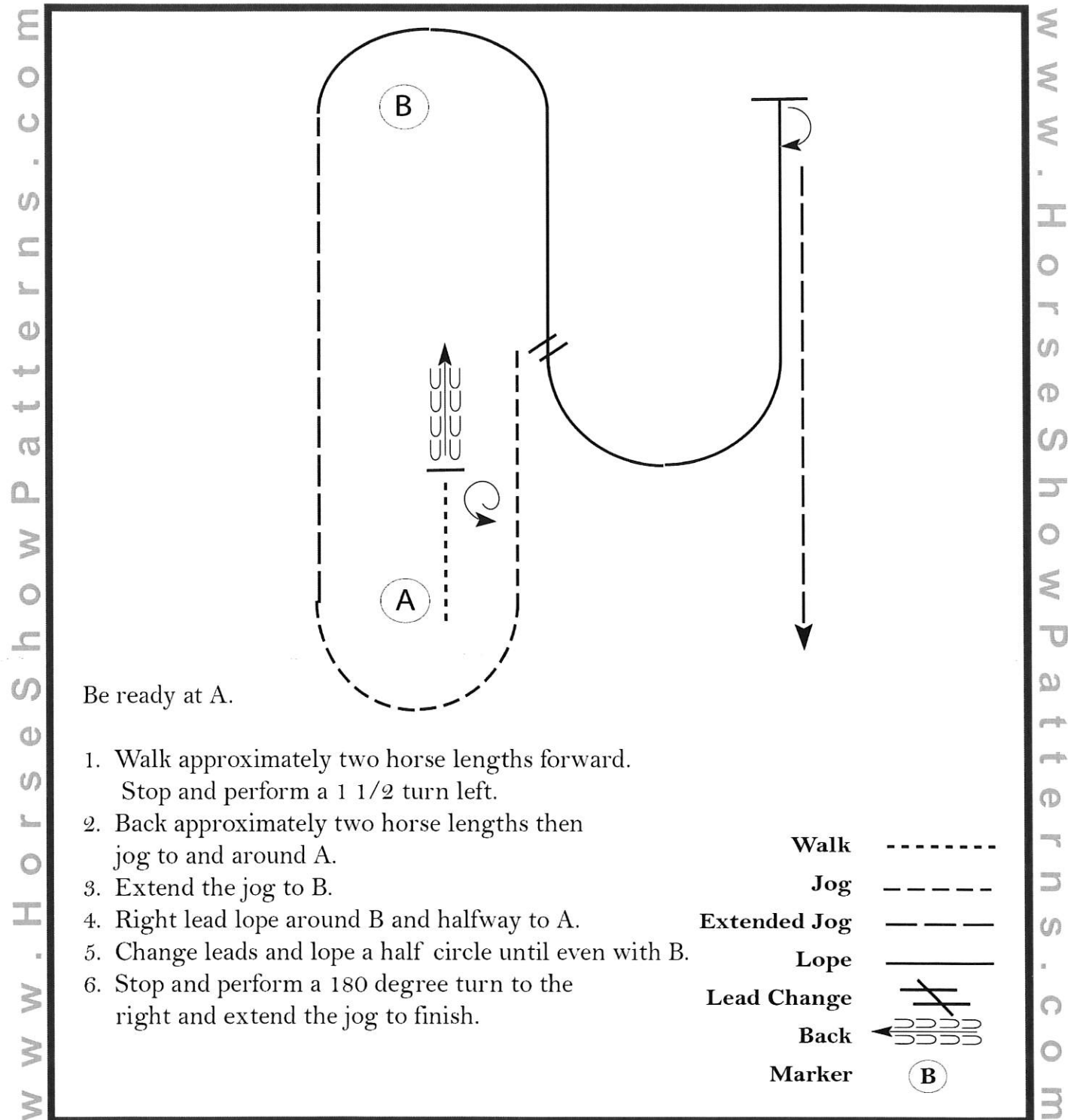


2020 FWSSR Quarter Horse Show

Western Horsemanship (Amateur, Select, Youth 14-18)

Show Date: February 7-8, 2020



[WH/3-118]

Pattern Provided by:

Judges

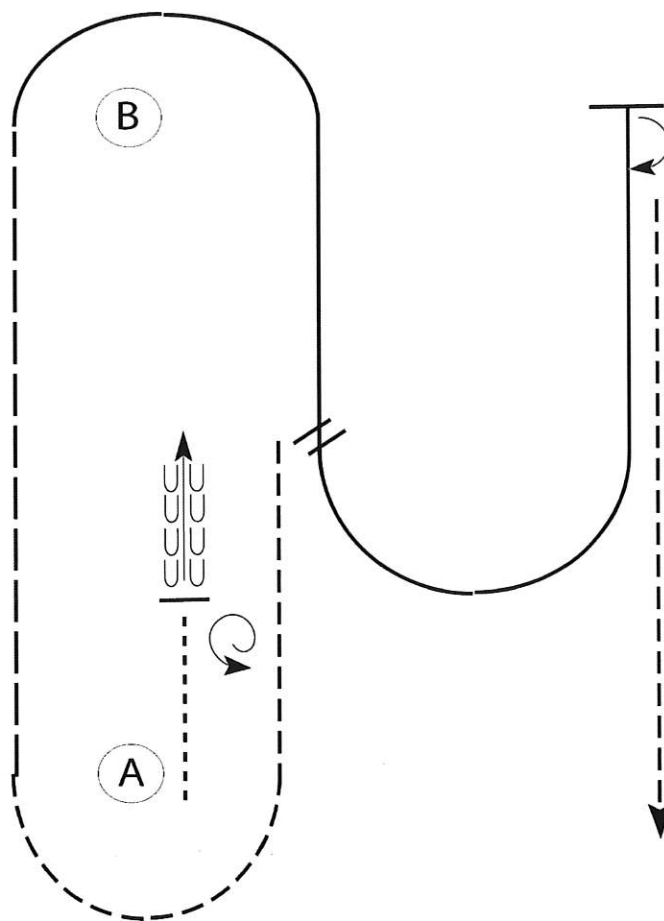
2020 FWSSR Quarter Horse Show

Western Horsemanship (Level 1 Amateur, Level 1 Youth)

Show Date: February 7-8, 2020

www.HorseShowPatterns.com

www.HorseShowPatterns.com



Be ready at A.

1. Walk approximately two horse lengths forward.
Stop and perform a 1 1/2 turn left.
2. Back approximately two horse lengths then
jog to and around A.
3. Extend the jog to B.
4. Right lead lope around B and halfway to A.
5. Perform a simple lead change and lope a half circle
until even with B.
6. Stop and perform a 180 degree turn to the
right and jog to finish.

Walk -----

Jog - - - - -

Extended Jog — — — —

Lope —————

Lead Change

Back

Marker (B)

[WH/2-118]

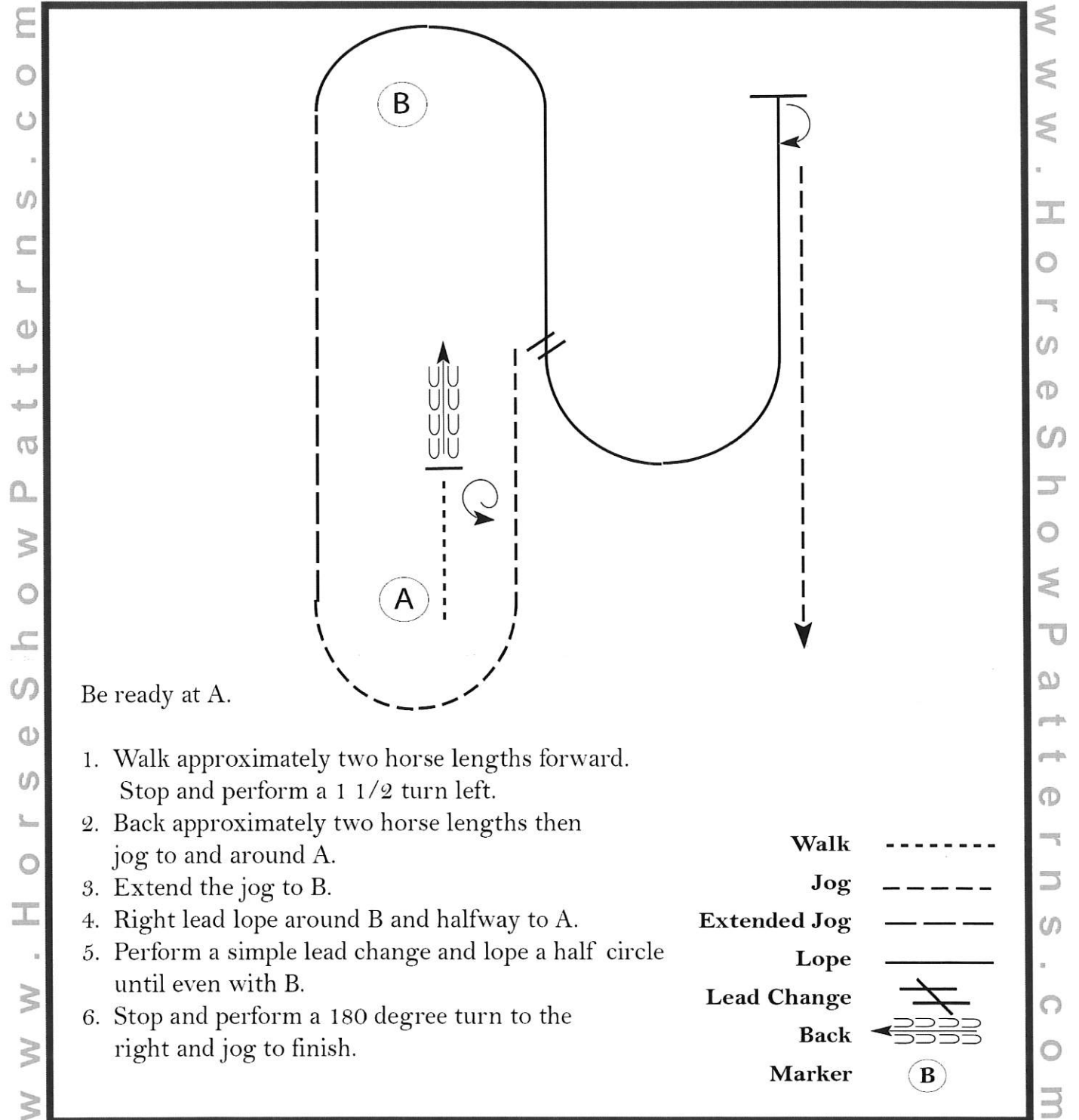
Pattern Provided by:

Judges

2020 FWSSR Quarter Horse Show

Western Horsemanship (Youth 13 & Under)

Show Date: February 7-8, 2020



Pattern Provided by:
Judges

[WH/2-118]

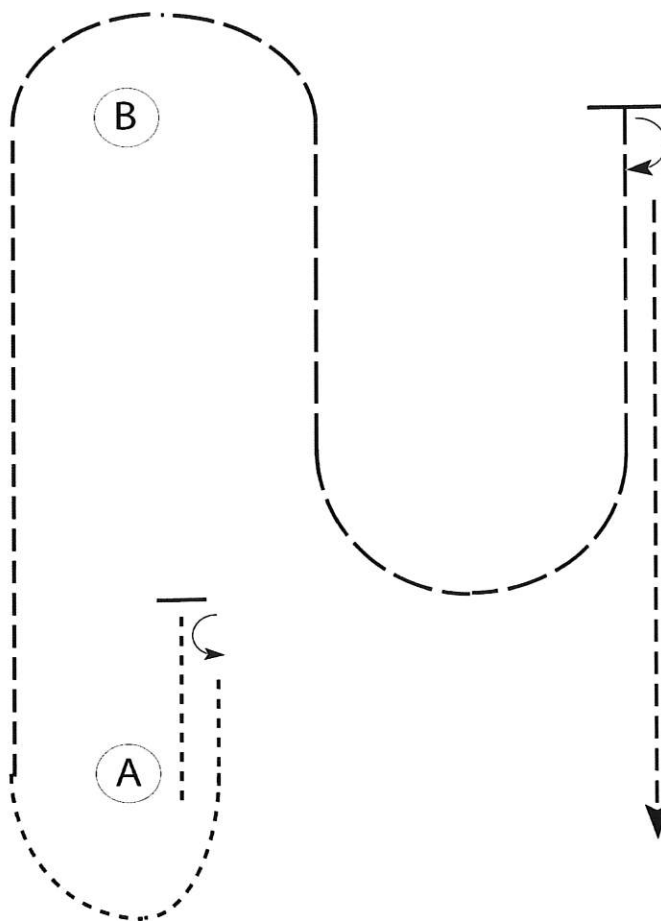
2020 FWSSR Quarter Horse Show

Western Horsemanship (Walk Trot Youth)

Show Date: February 7-8, 2020

www.HorseShowPatterns.com

www.HorseShowPatterns.com



Be ready at A.

1. Walk approximately two horse lengths forward.
Stop and perform a 1/2 turn left.
2. Walk to and around A.
3. Jog to B.
4. Extend the jog as shown until even with B.
until even with B.
5. Stop and perform a 180 degree turn to the
right and jog to finish.

Walk	-----
Jog	- - - - -
Extended Jog	— — — —
Lope	— — — —
Lead Change	
Back	
Marker	

[WH/WT-118]

Pattern Provided by:
Judges

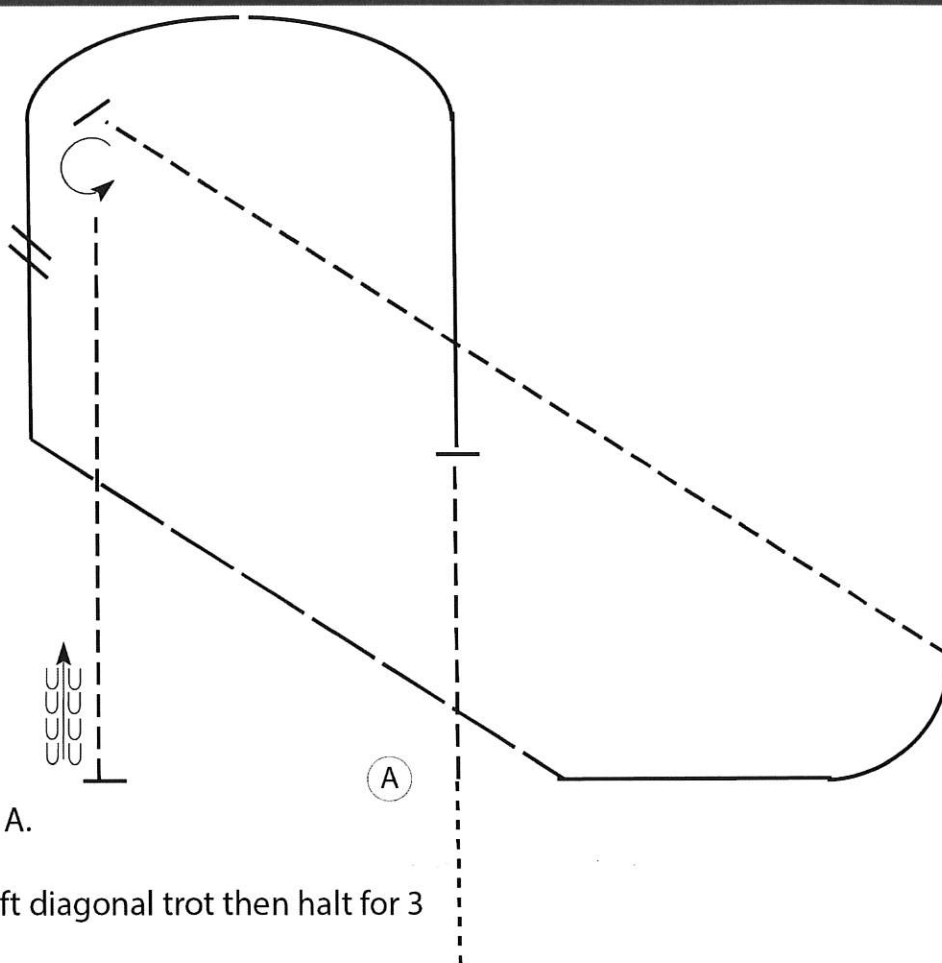
2020 FWSSR Quarter Horse Show

Hunt Seat Equitation (Amateur, Select, Youth 14-18)

Show Date: February 7-8, 2020

www.HorseShowPatterns.com

www.HorseShowPatterns.com



Be ready before A.

1. Walk to A. Left diagonal trot then halt for 3 seconds.
2. Right lead counter canter in half circle.
3. Change leads.
4. Left lead straight then hand gallop on diagonal.
5. Left lead canter around corner.
6. Right diagonal trot half the line then 2 point the trot.
7. Halt and perform a forehand turn left to change direction. Sitting trot until even with A.
8. Halt and back approximately 2 horse lengths.

Walk	-----
Trot	- - - - -
Extended Trot	=====
Canter	=====
Leg Yield	
Lead Change	///
Back	←←←←←
Marker	(B)
Sidepass	←←←←←
Hand Gallop	=====

[HSE/3-84]

Pattern Provided by:
Judges

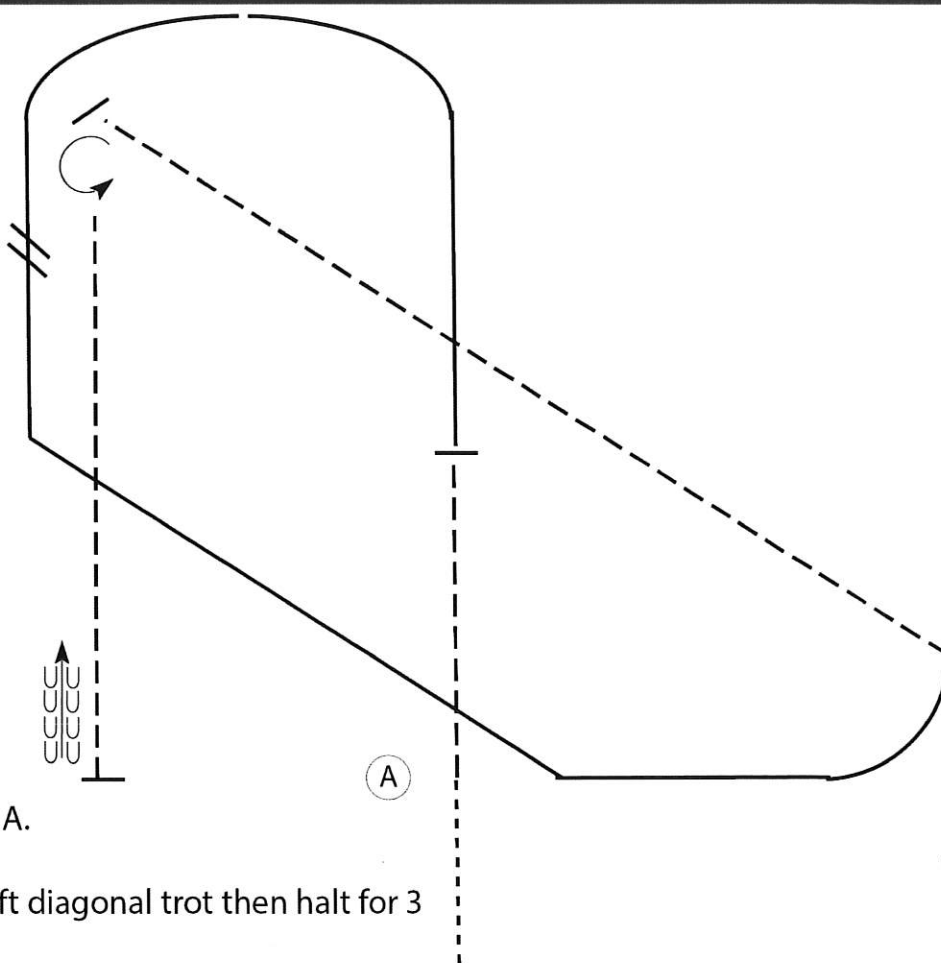
2020 FWSSR Quarter Horse Show

Hunt Seat Equitation (Level 1 Youth, Level 1 Amateur)

Show Date: February 7-8, 2020

www.HorseShowPatterns.com

www.HorseShowPatterns.com



Be ready before A.

1. Walk to A. Left diagonal trot then halt for 3 seconds.
2. Right lead counter canter in half circle.
3. Perform a simple lead change.
4. Left lead straight then continue canter on diagonal and around corner.
5. Right diagonal trot on the diagonal line.
6. Halt and perform a forehand turn left to change direction. Sitting trot until even with A.
7. Halt and back approximately 2 horse lengths.

Walk	-----
Trot	- - - - -
Extended Trot	=====
Canter	~~~~~
Leg Yield	
Lead Change	↗ ↘
Back	← ← ← ← ←
Marker	(B)
Sidepass	↖ ↗
Hand Gallop	=====

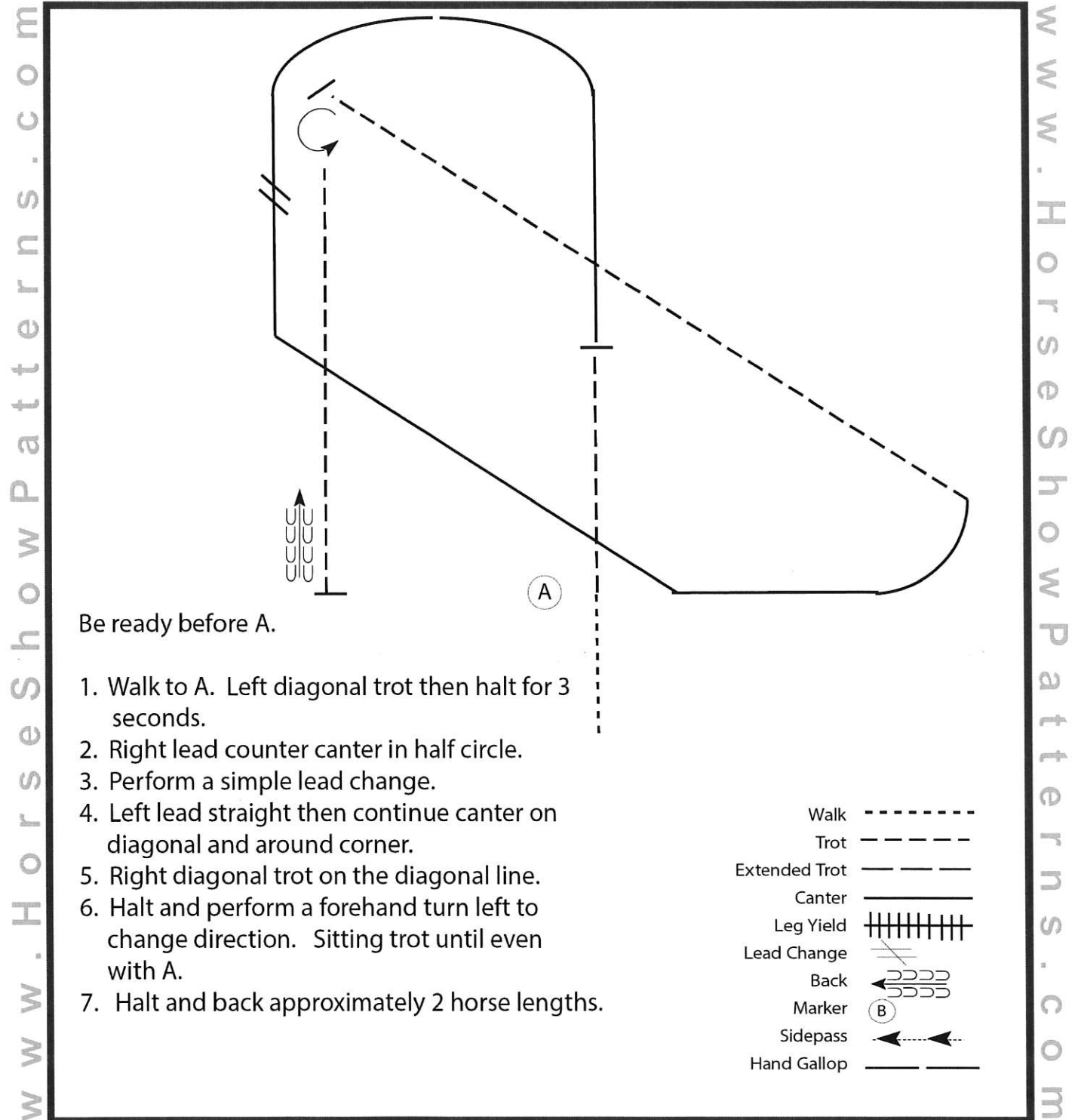
[HSE/1-84]

Pattern Provided by:
Judges

2020 FWSSR Quarter Horse Show

Hunt Seat Equitation (Youth 13 & Under)

Show Date: February 7-8, 2020



[HSE/1-84]

Pattern Provided by:
Judges

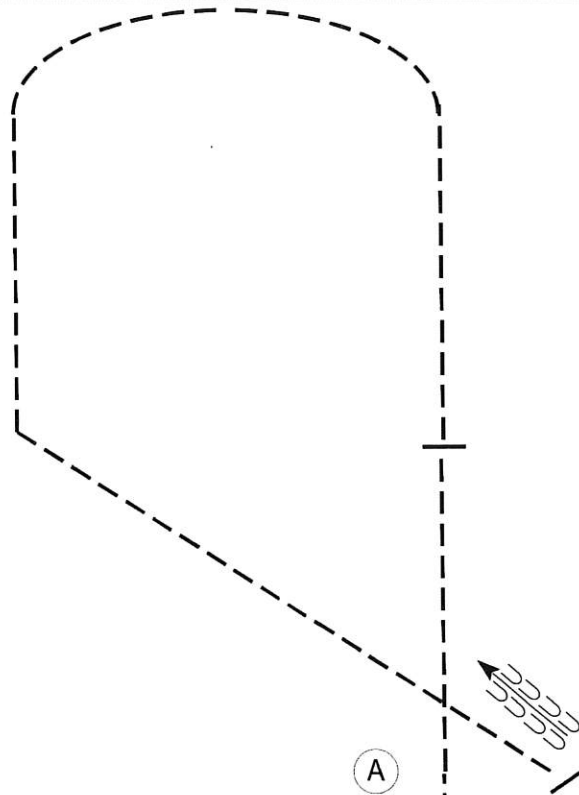
2020 FWSSR Quarter Horse Show

Hunt Seat Equitation (Walk Trot Youth)

Show Date: February 7-8, 2020

www.HorseShowPatterns.com

www.HorseShowPatterns.com



Be ready before A.

1. Walk to A. Left diagonal trot then halt for 3 seconds.
2. Right diagonal trot in a half circle and straight to the diagonal line.
3. Sitting trot on the diagonal line.
4. Halt and back approximately 2 horse lengths.

Walk	-----
Trot	- - - - -
Extended Trot	=====
Canter	
Leg Yield	
Lead Change	
Back	←←←←←
Marker	(B)
Sidepass	←-----→
Hand Gallop	=====

[HSE/WT-84]

Pattern Provided by:
Judges

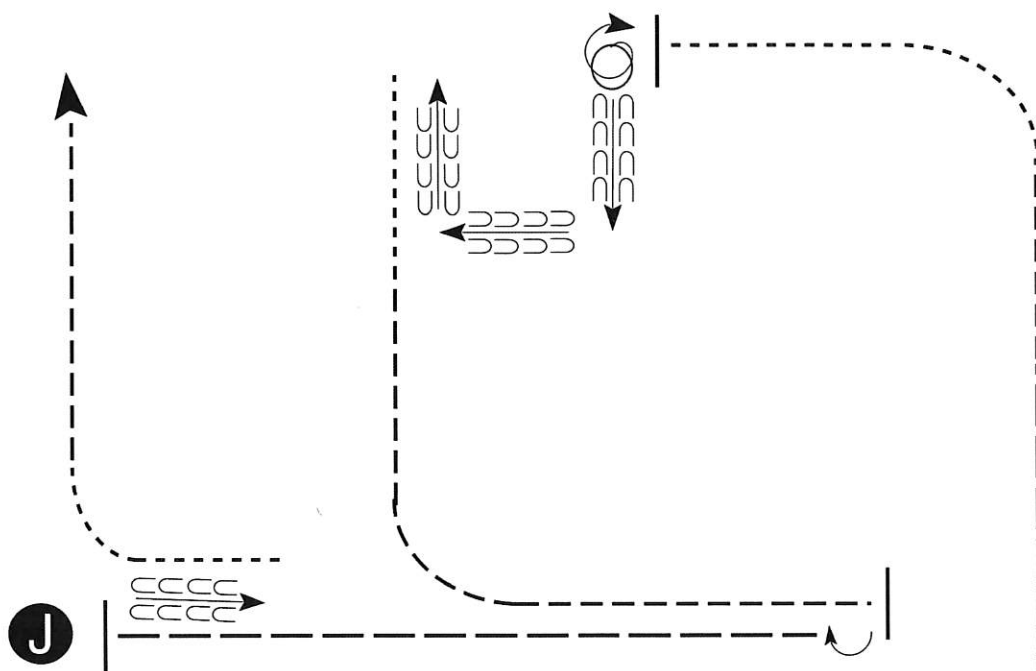
2020 FWSSR Quarter Horse Show

Showmanship at Halter (Amateur, Select, Youth 14-18)

Show Date: February 7-8, 2020

www.HorseShowPatterns.com

www.HorseShowPatterns.com



Be ready at A.

1. Walk 3 strides, trot several strides then build to an extended trot. Return to the trot in a straight line then break to a walk and walk in an arc to the left.
2. Stop and perform 2 1/4 turn right.
3. Back in a U shape.
4. Walk several strides then trot in an arc to the left.
5. Stop and perform a 1/2 turn then extended trot to Judge.
6. Stop and set up for inspection.
7. When dismissed, back one horse length then walk forward and in an arc to the right. Trot to exit.

Walk -----
 Trot - - - - -
 Back ←
 Marker (B)
 Judge (J)

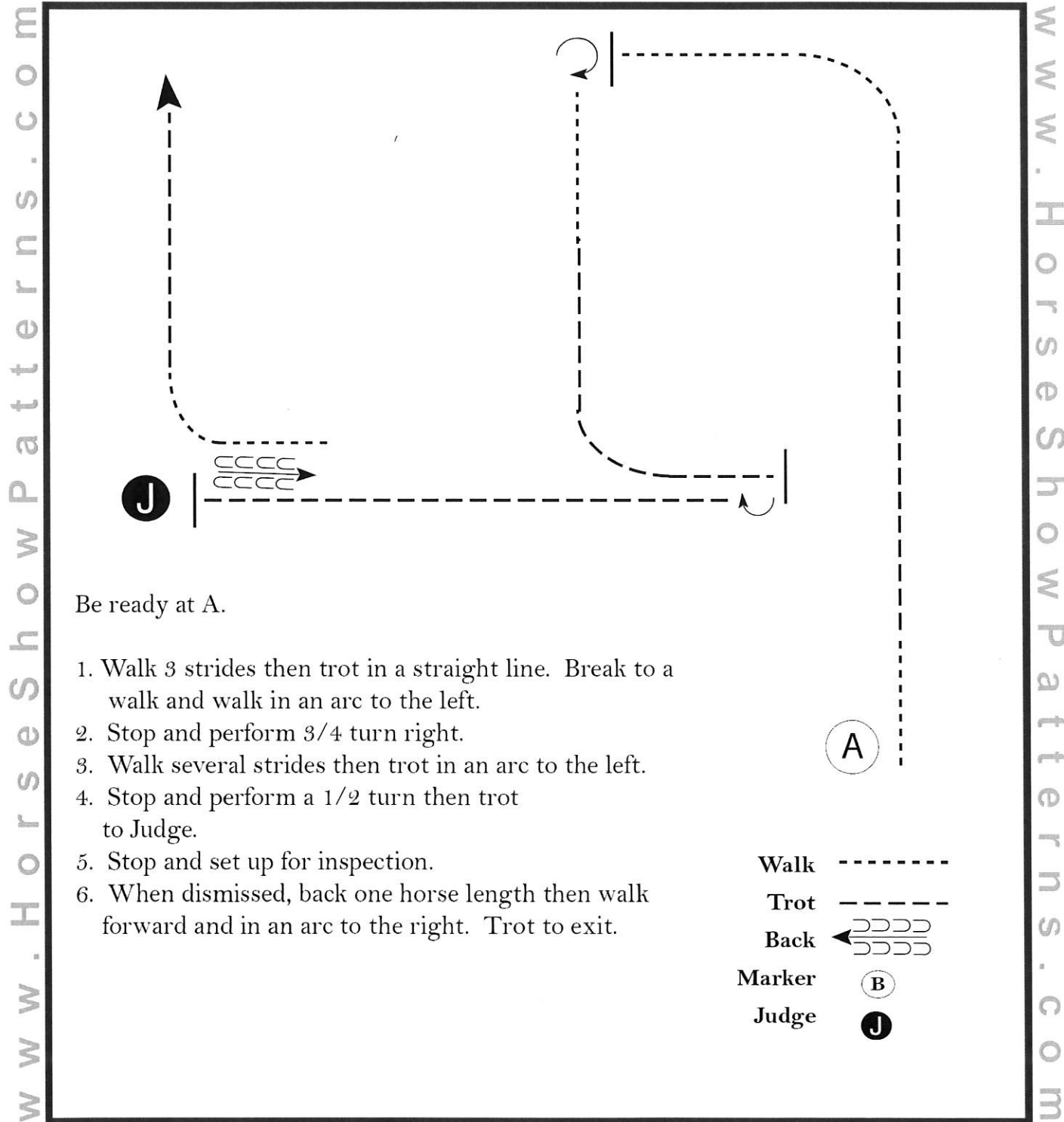
[S/3-112]

Pattern Provided by:
Judges

2020 FWSSR Quarter Horse Show

Showmanship at Halter (Level 1 Youth & Level 1 Amateur)

Show Date: February 7-8, 2020



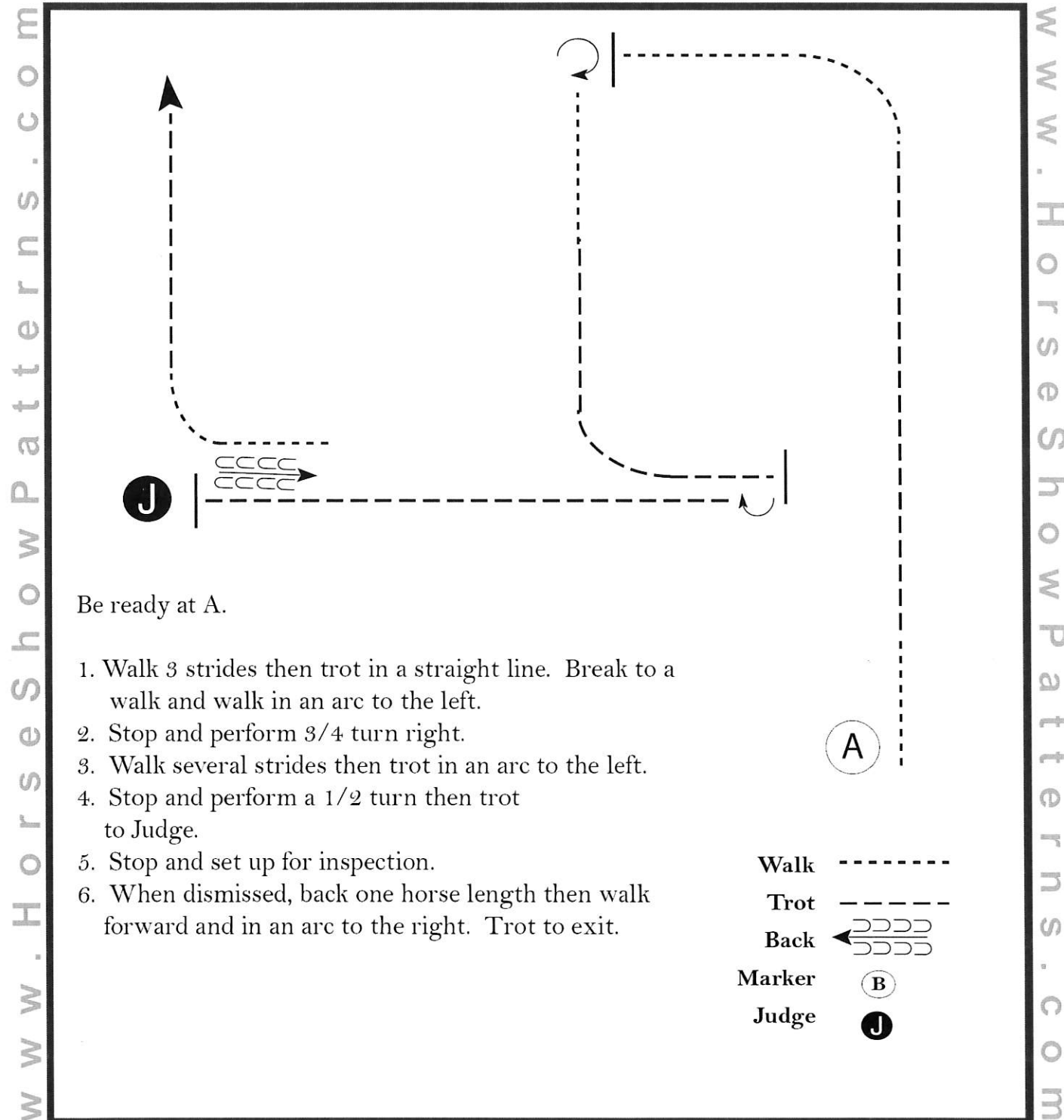
Pattern Provided by:
Judges

[S/1-112]

2020 FWSSR Quarter Horse Show

Showmanship at Halter (Youth 13 & Under)

Show Date: February 7-8, 2020



Be ready at A.

1. Walk 3 strides then trot in a straight line. Break to a walk and walk in an arc to the left.
2. Stop and perform 3/4 turn right.
3. Walk several strides then trot in an arc to the left.
4. Stop and perform a 1/2 turn then trot to Judge.
5. Stop and set up for inspection.
6. When dismissed, back one horse length then walk forward and in an arc to the right. Trot to exit.

Walk -----
Trot -----
Back ←-----
Marker (B)
Judge (J)

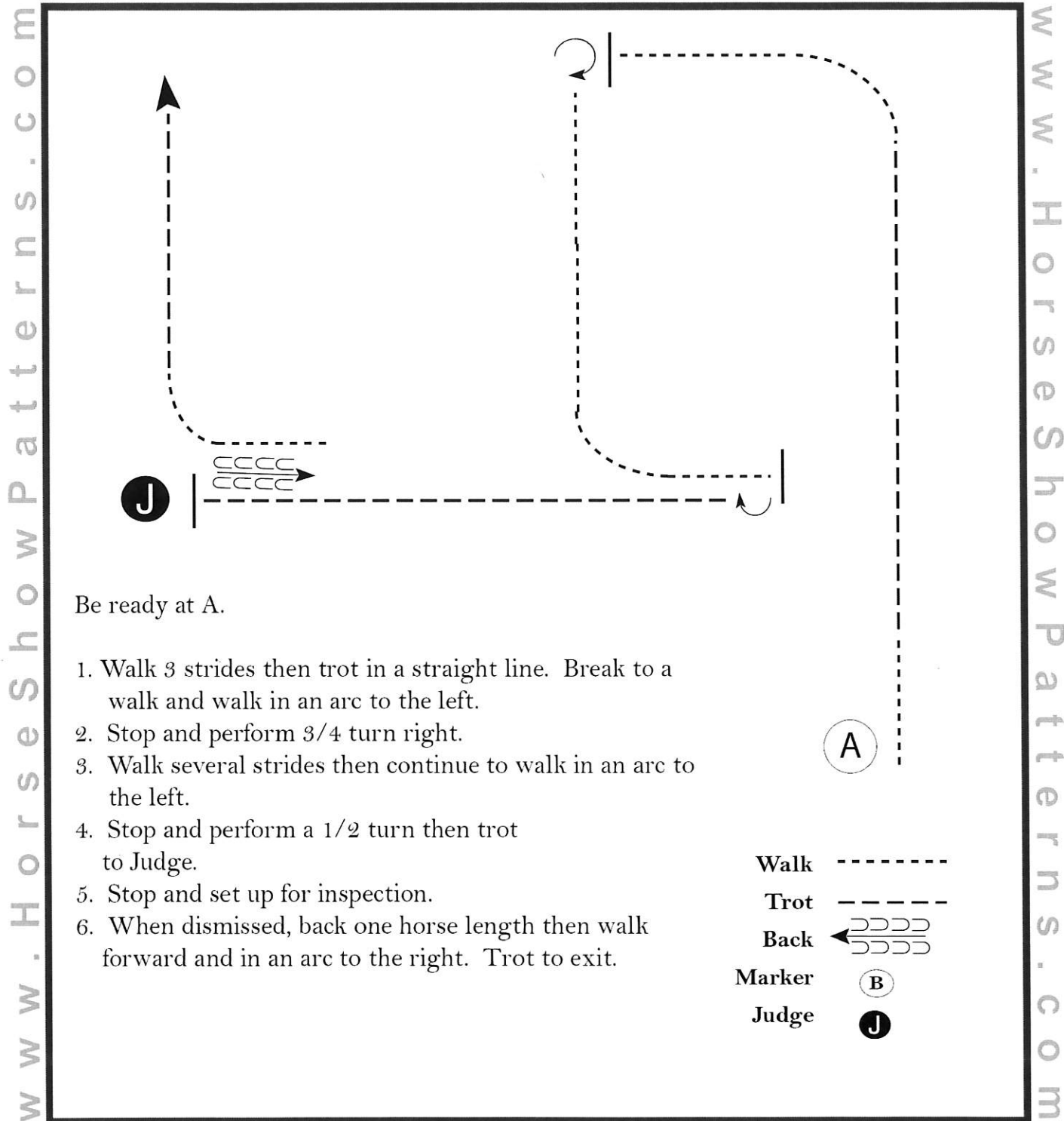
Pattern Provided by:
Judges

[S/1-112]

2020 FWSSR Quarter Horse Show

Showmanship at Halter (Walk Trot Youth)

Show Date: February 7-8, 2020



Pattern Provided by:
Judges

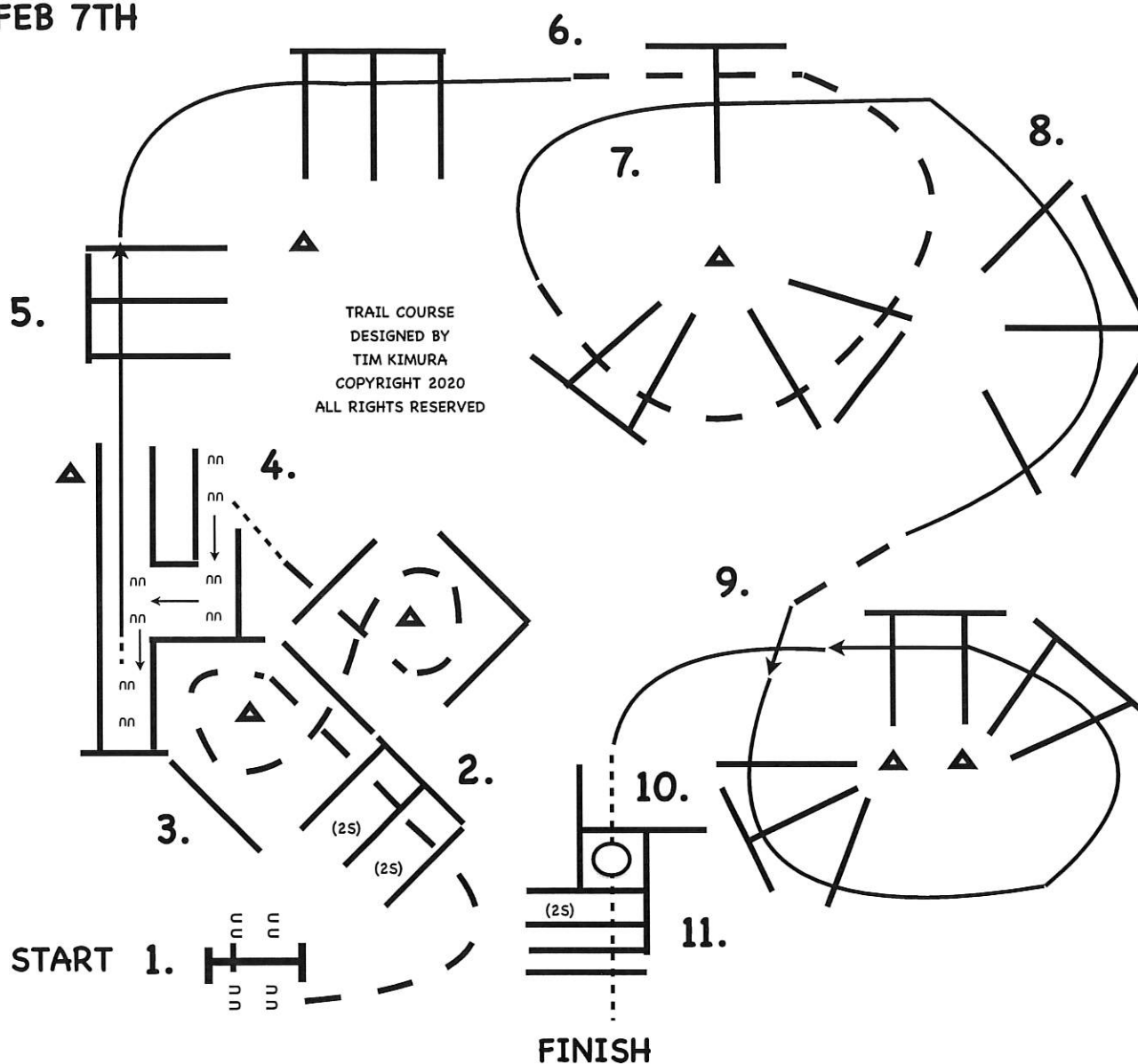
[S/WT-112]

2020 FT WORTH STOCK SHOW AQHA DIVISION

YOUTH 13 & UNDER
YOUTH 14-18
JUNIOR HORSES

AMATEUR TRAIL
SELECT AMATEUR
SENIOR HORSES

FEB 7TH



1. GATE: LEFT HAND, OPEN GATE, WALK OVER POLE AND CLOSE GATE.
2. JOG OVER POLES.
3. JOG AROUND CONES, JOG OVER POLES.
4. STOP OR BREAK TO THE WALK, BACK BETWEEN POLES, THEN SIDE PASS LEFT, THEN BACK BETWEEN POLES INTO CHUTE.
5. YOU MAY WALK FORWARD, THEN LOPE OVER POLES (RIGHT LEAD)
YOU SHOULD BE LOPING BY TIME YOU REACH THE CONE OR SOONER.
6. BREAK TO THE JOG, JOG OVER POLES.
7. LOPE OVER 1 POLE (RIGHT LEAD).
8. KEEP LOPING AND LOPE OVER POLES (RIGHT LEAD).
9. BREAK TO THE JOG AND THEN LOPE OVER POLES (LEFT LEAD) AND LOPE UP TO BOX.
10. STOP OR BREAK TO THE WALK, WALK OVER POLE AND INTO BOX.
EXECUTE A 360 TURN EITHER WAY, WALK OUT BOX.
11. WALK OVER POLES.

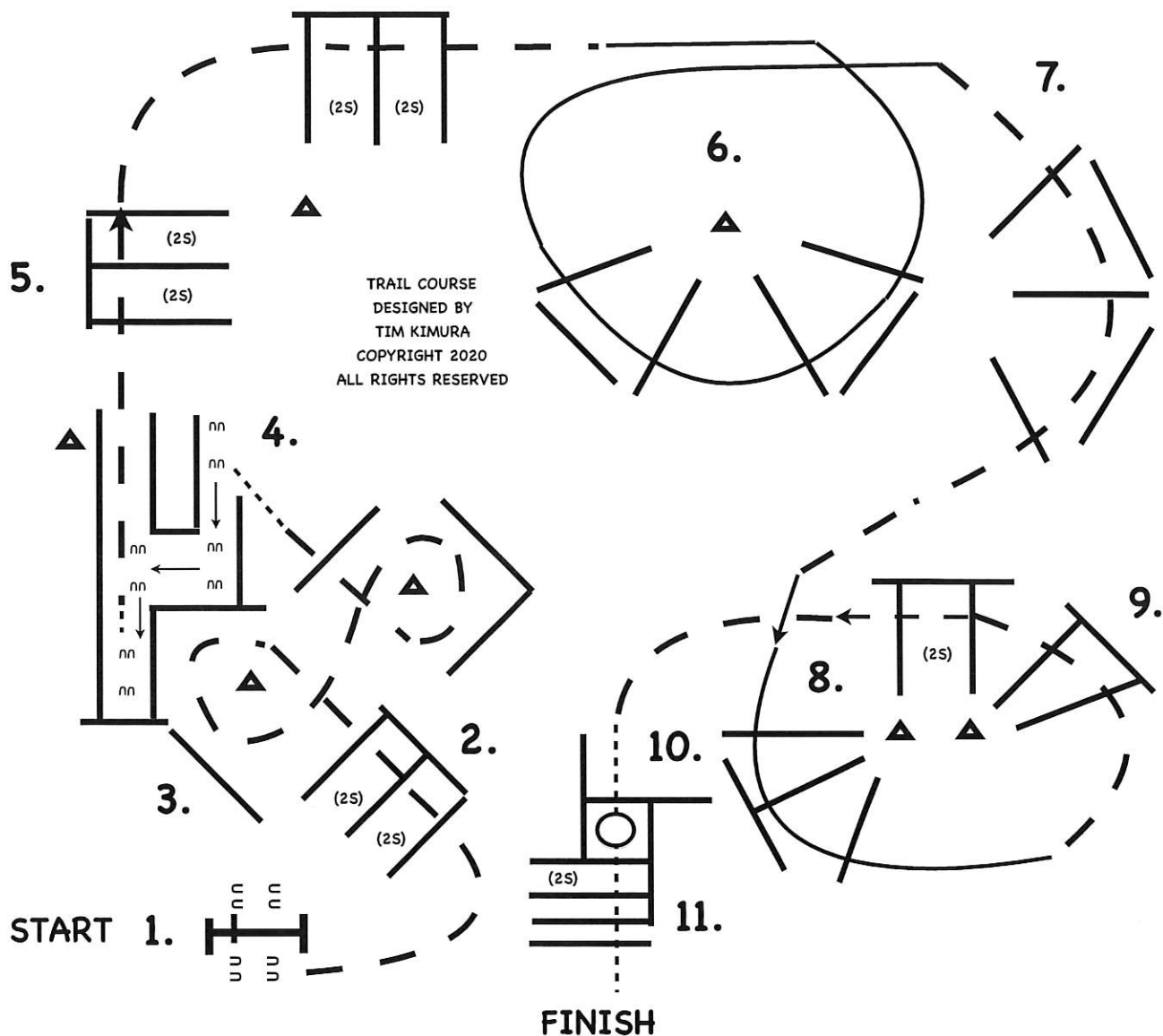
**2020 FT WORTH STOCK SHOW
AQHA DIVISION**

Class 5380 - Level 1 (Novice)
Youth Trail, 18 & under

L1 NOVICE YOUTH
L1 NOVICE AMATEUR

Class 3380 - Level 1 (Novice)
Amateur Trail

FEB 7TH



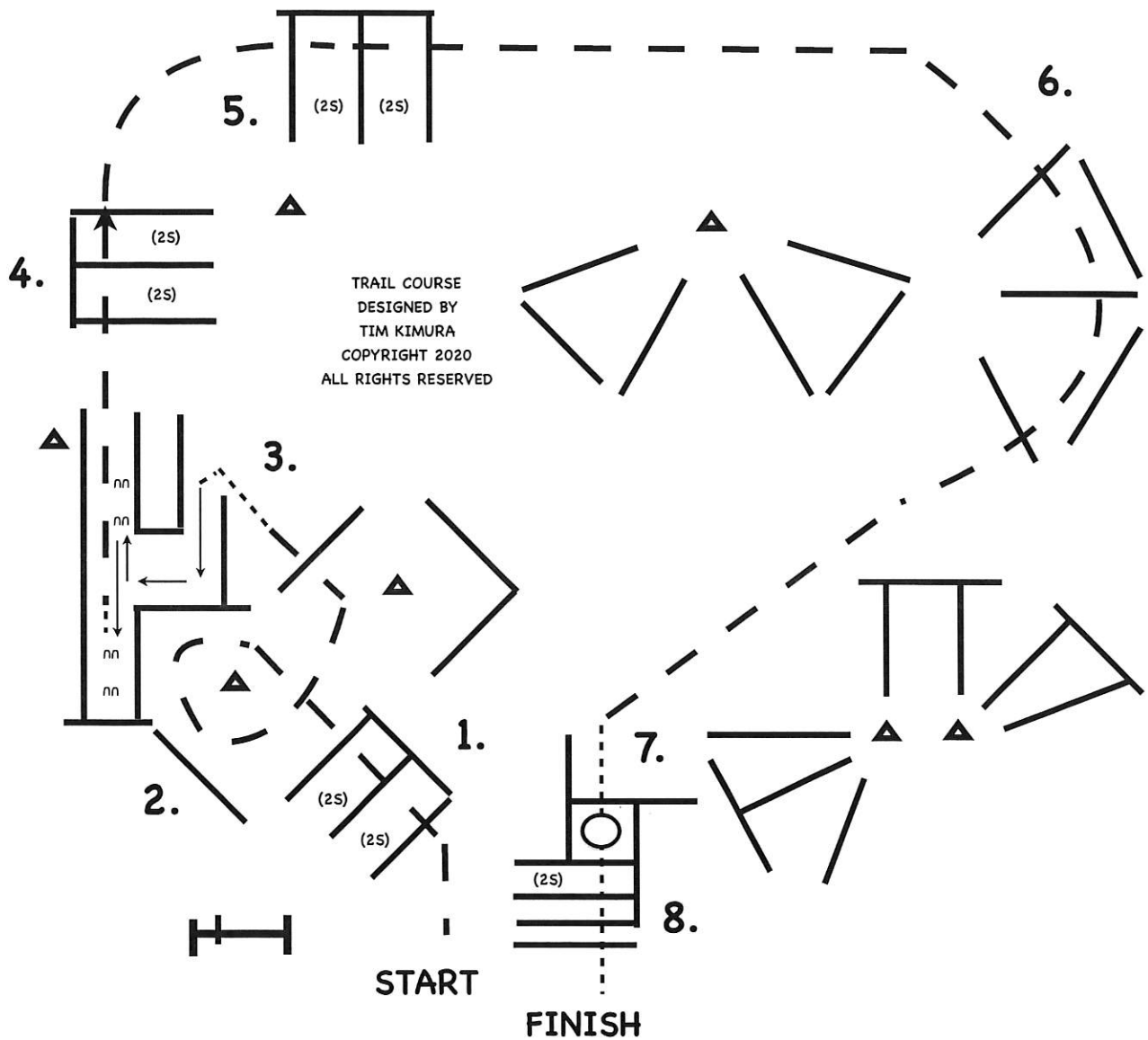
1. GATE: LEFT HAND, OPEN GATE, WALK OVER POLE AND CLOSE GATE.
2. JOG OVER POLES.
3. JOG AROUND CONES, JOG OVER POLE.
4. STOP OR BREAK TO THE WALK, BACK BETWEEN POLES, THEN SIDE PASS LEFT, THEN BACK BETWEEN POLES INTO CHUTE.
5. YOU MAY WALK FORWARD, THEN JOG OVER POLES.
YOU SHOULD BE JOGGING BY TIME YOU REACH THE CONE OR SOONER.
6. LOPE OVER POLES (RIGHT LEAD)
7. BREAK TO THE JOG, JOG OVER POLES.
8. LOPE OVER POLES (LEFT LEAD).
9. BREAK TO THE JOG, JOG OVER POLES, JOG UP TO BOX.
10. STOP OR BREAK TO THE WALK, WALK OVER POLE AND INTO BOX.
EXECUTE A 360 TURN EITHER WAY, WALK OUT BOX.
11. WALK OVER POLES.

**2020 FT WORTH STOCK SHOW
AQHA DIVISION**

Class 6002 - Youth Walk Trot
Trail, 11 & under

**WALK TROT TRAIL
YOUTH 11 & UNDER**

FEB 7TH



1. JOG OVER POLES.
2. JOG AROUND CONE, JOG OVER POLE.
3. STOP OR BREAK TO THE WALK, WALK INTO CHUTE, BACK BETWEEN POLES.
4. YOU MAY WALK FORWARD, THEN JOG OVER POLES.
YOU SHOULD BE JOGGING BY TIME YOU REACH THE CONE OR SOONER.
5. JOG OVER POLES.
6. JOG OVER POLES, JOG UP TO BOX.
7. STOP OR BREAK TO THE WALK, WALK OVER POLE AND INTO BOX.
EXECUTE A 360 TURN EITHER WAY, WALK OUT BOX.
8. WALK OVER POLES.