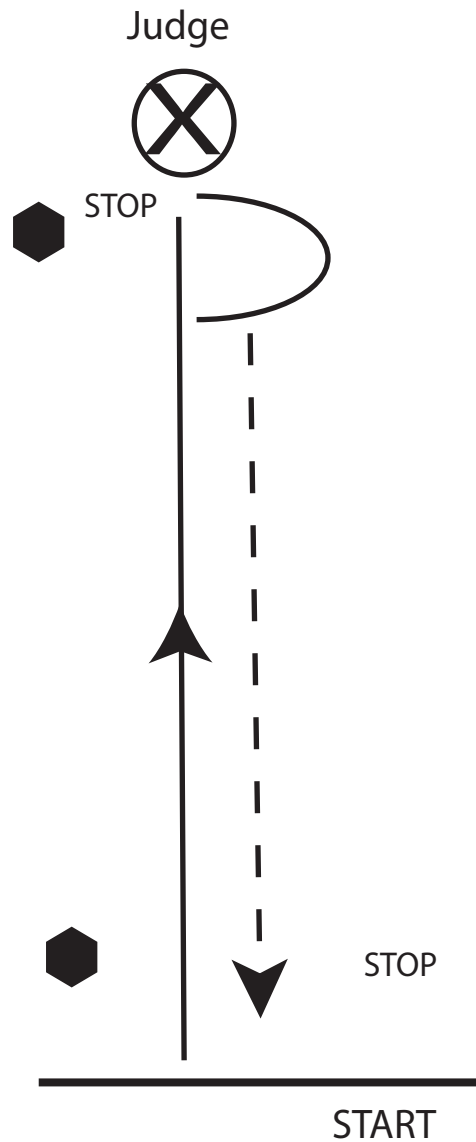


# FWSSR Texas POAC - PROMO 2020

## Showmanship

### Leadline WALK ONLY & 9 and Under

#### POAC Showmanship Pattern #2

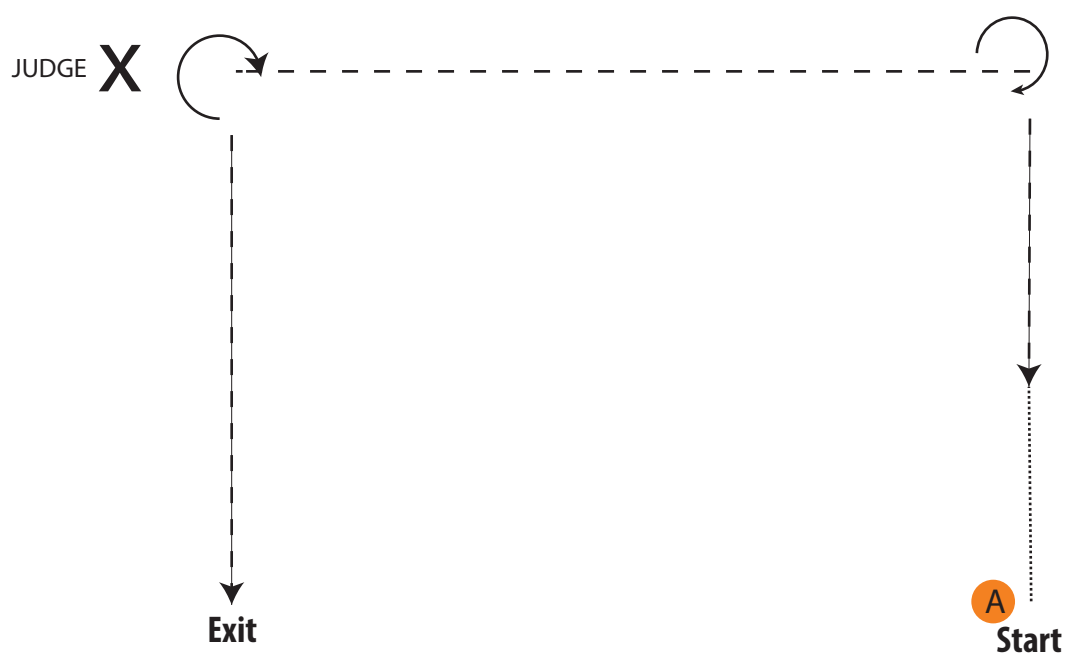


1. Walk from gate to Judge in a straight line.
2. Stop and set up your pony
3. At Judge's signal do a 180° turn
  - a. All turns are to be to the right.
4. Trot a straight line to the marker
5. Stop and exit the arena

<b>WALK</b>	
<b>TROT</b>	
<b>MARKER</b>	
<b>JUDGE</b>	
<b>180° TURN</b>	

## FWSSR Texas POAC - PROMO 2020

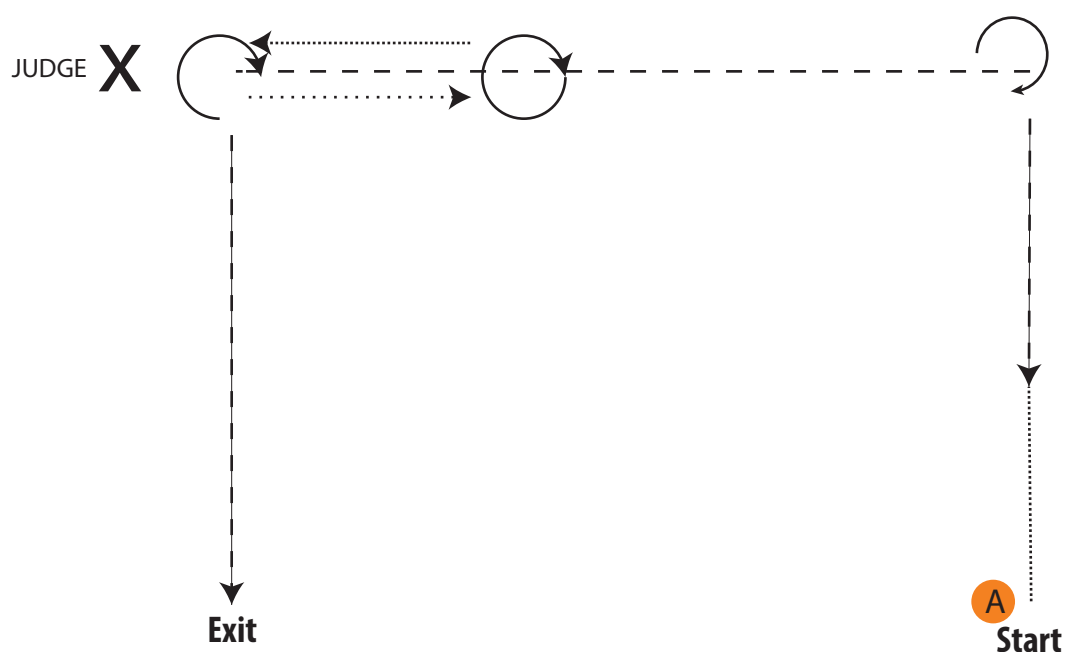
### Showmanship 10-13



1. Be ready at A
2. Walk aprox 2 horse length then trot until in line with judge and Stop
3. 270° pivott
4. Walk to judge and set up for inspection
5. After inspection 270° pivot and trot to exit

## FWSSR Texas POAC - PROMO 2020

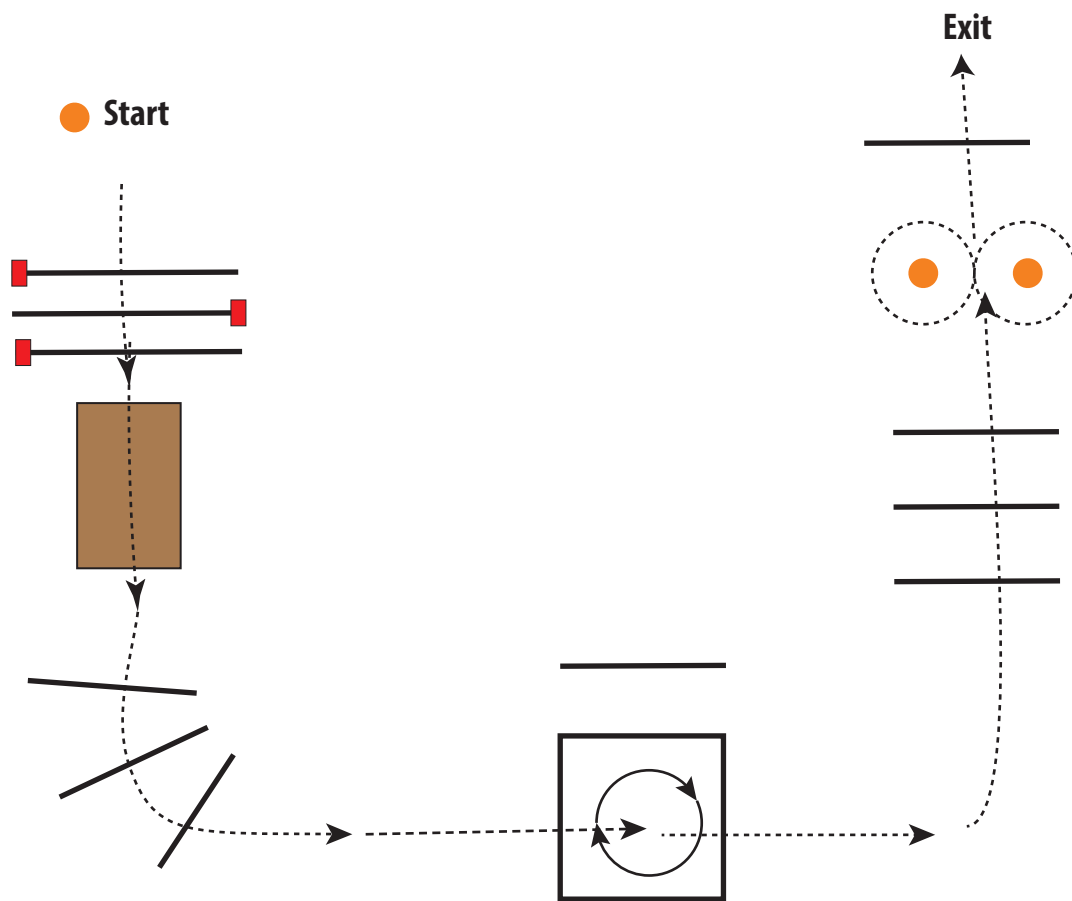
### Showmanship 14-18 & 19 & Over



1. Be ready at A
2. Walk aprox 2 horse length then trot until in line with judge and Stop
3. 270° pivot
4. Trot to judge
5. Stop and Back
6. 360° pivot
7. Walk to judge and set up for inspection
8. After inspection 270° pivot and trot to exit

## FWSSR Texas POAC - PROMO 2020

### Trail Leadline

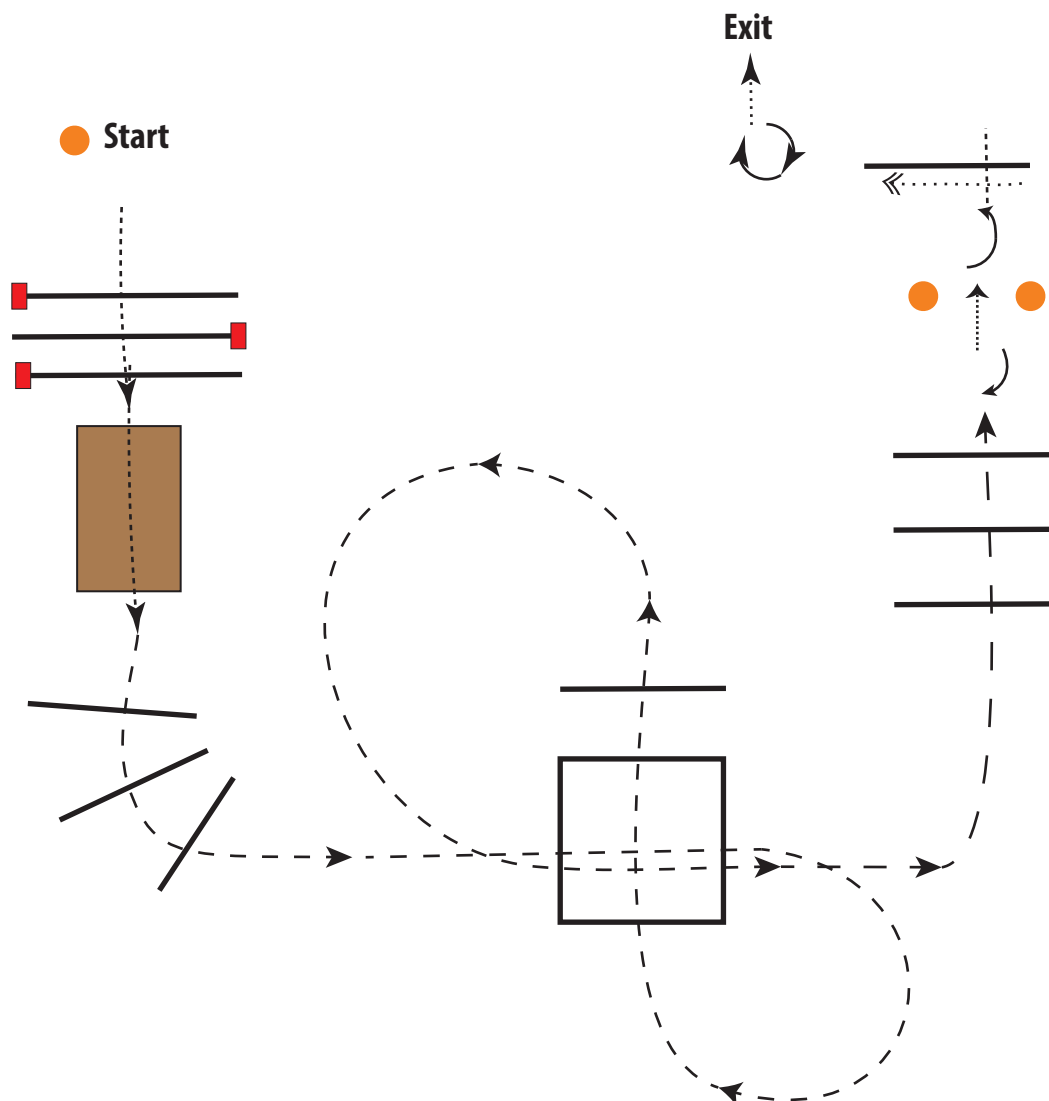


1. Start at cone
2. Walk elevated poles
3. Walk over bridge
4. Walk fan logs
5. Walk into box and stop
6. 360° turn to the right and walk out of box
7. Walk over poles.
9. Figure 8 cones either direction
10. Walk over pole and exit at a walk

# FWSSR Texas POAC - PROMO 2020

## Trail

### All Walk Trot Trail Classes

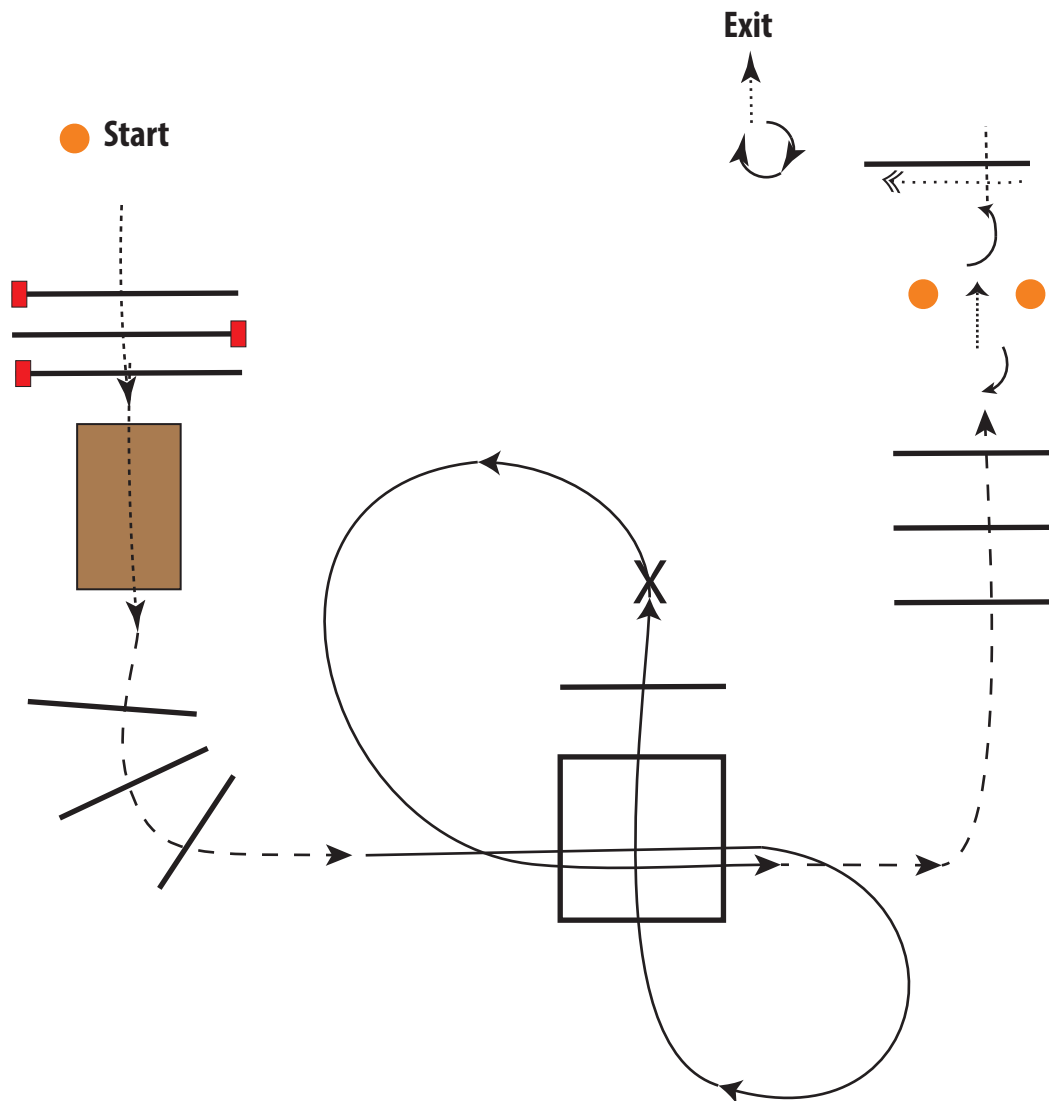


1. Start at cone
2. Walk elevated poles
3. Walk over bridge
4. Trot fan logs
5. Trot through box as shown
6. Extended trot corner and over poles.
7. 180° turn to the right on the hindquarters
8. Back through cones
9. 180° turn to the Left on the hindquarters
10. Walk to pole and sidepass left
11. 270° turn to the right on the hindquarters & exit at a walk

# FWSSR Texas POAC - PROMO 2020

## Trail

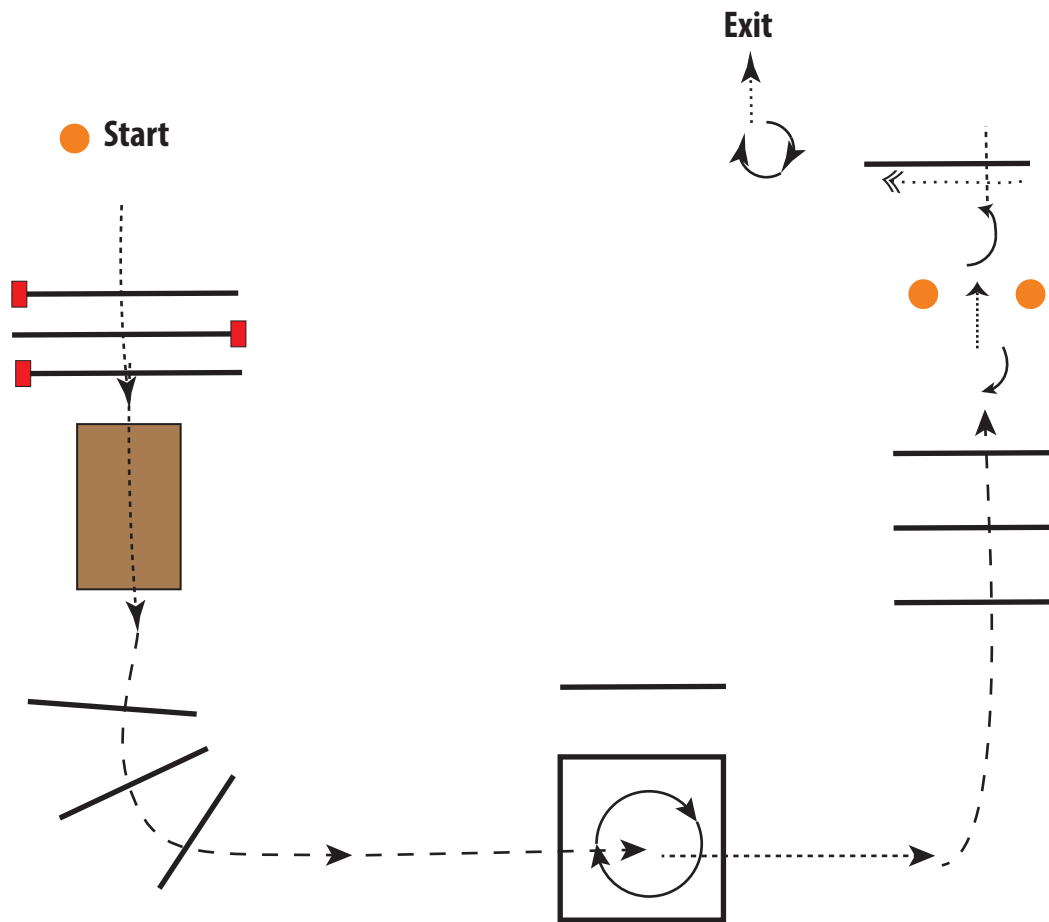
### All 3 Gait Trail Classes



1. Start at cone
2. Walk elevated poles
3. Walk over bridge
4. Trot fan logs
5. Lope right lead circle through box as shown
6. Change leads - Simple or Flying and lope left lead though box as shown.
7. Extended trot corner and over poles.
8. 180° turn to the right on the hindquarters
9. Back through cones
10. 180° turn to the Left on the hindquarters
11. Walk to pole and sidepass left
12. 270° turn to the right on the hindquarters & exit at a walk

## FWSSR Texas POAC - PROMO 2020

### Trail In - Hand

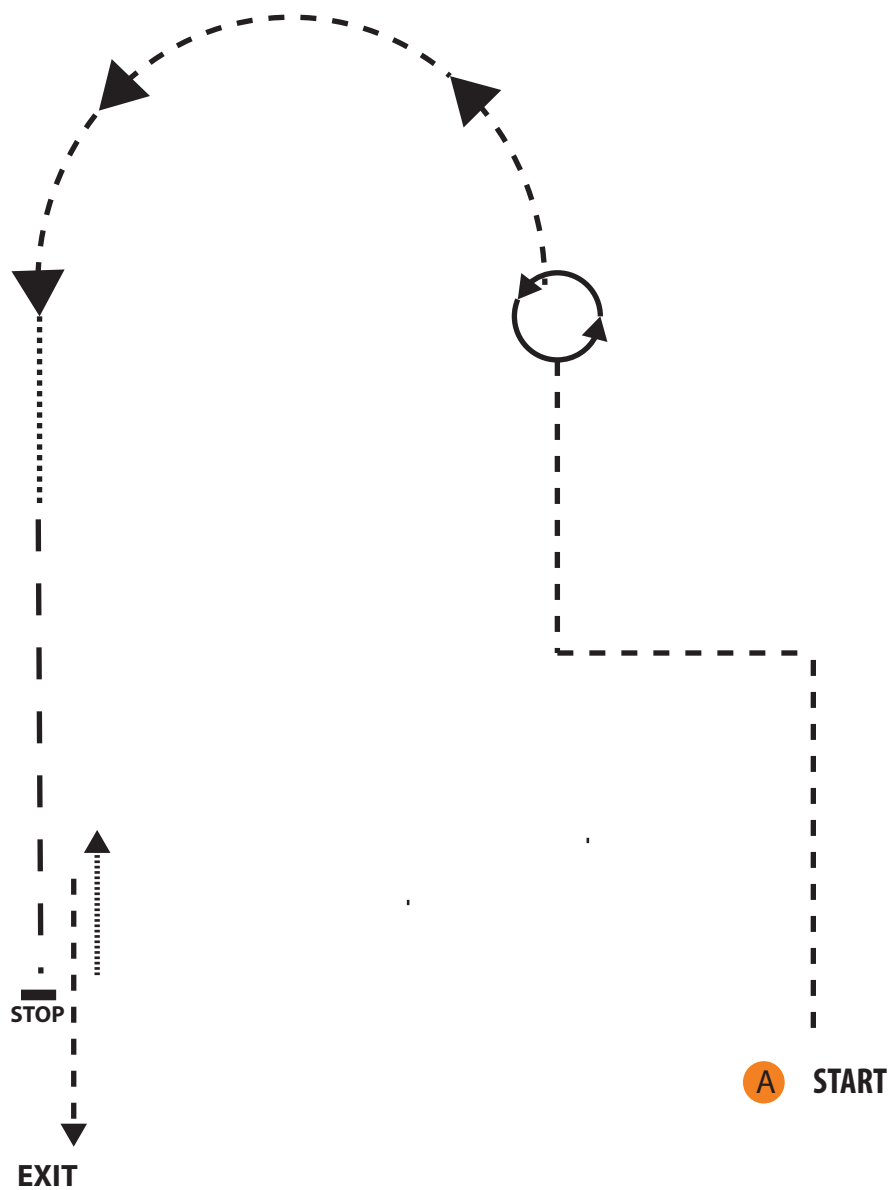


1. Start at cone
2. Walk elevated poles
3. Walk over bridge
4. Trot fan logs
5. Trot into box and stop
6. 360° turn to the right and walk out of box
7. Trot over poles.
8. 90° turn to the right on the hindquarters
9. Back through cones
10. 90° turn to the right on the hindquarters
11. Walk to pole and sidepass left
12. 270° turn to the right on the hindquarters & exit at a walk

## FWSSR Texas POAC - PROMO 2020

### Western Horsemanship

#### All Walk/Trot



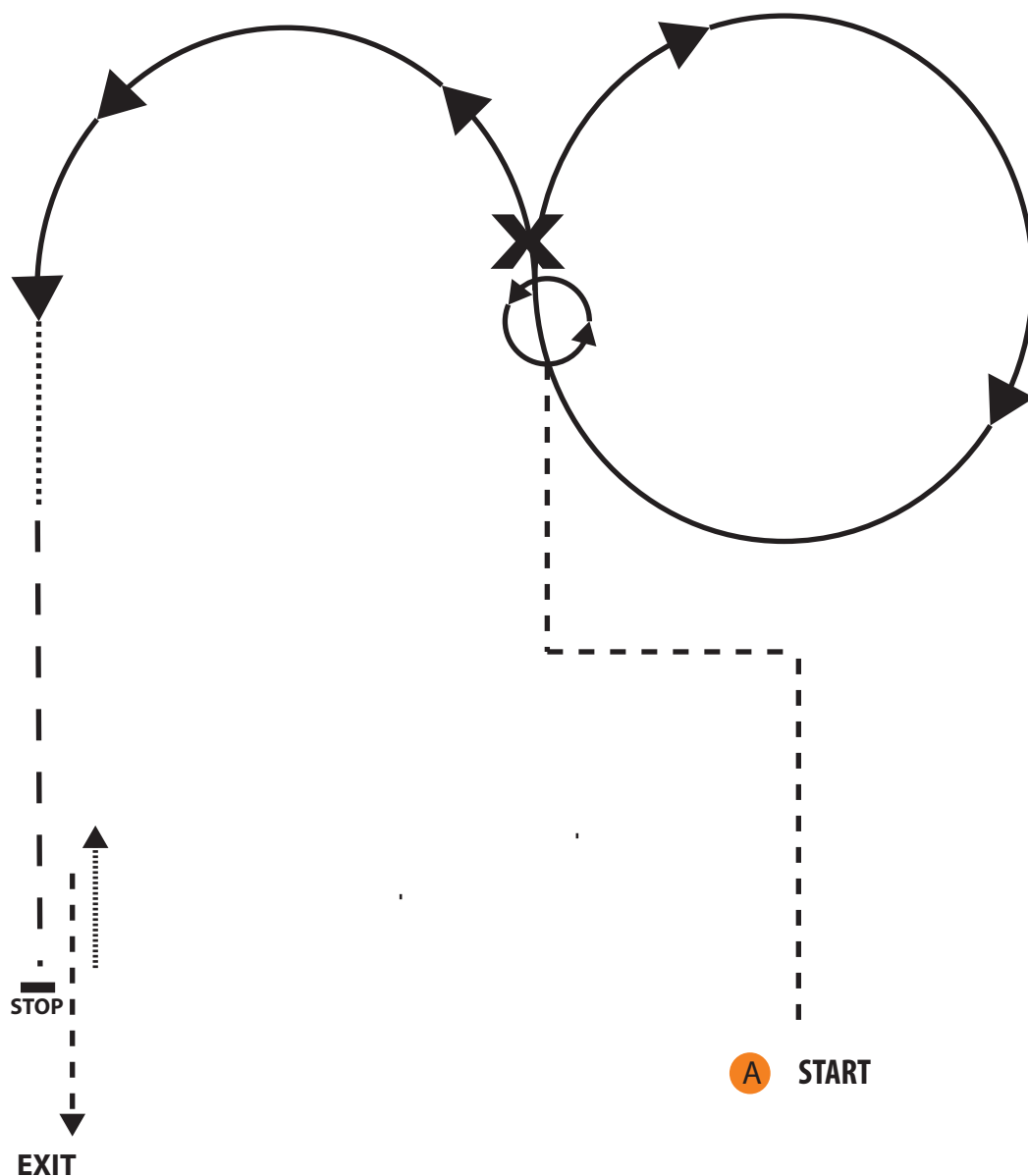
1. Be ready at A
2. Jog corners as drawn
3. 360° to the left
4. Jog arch as shown
5. Transition to a walk
6. Extended trot
7. stop and back
8. Exit at a jog



## FWSSR Texas POAC - PROMO 2020

### Western Horsemanship

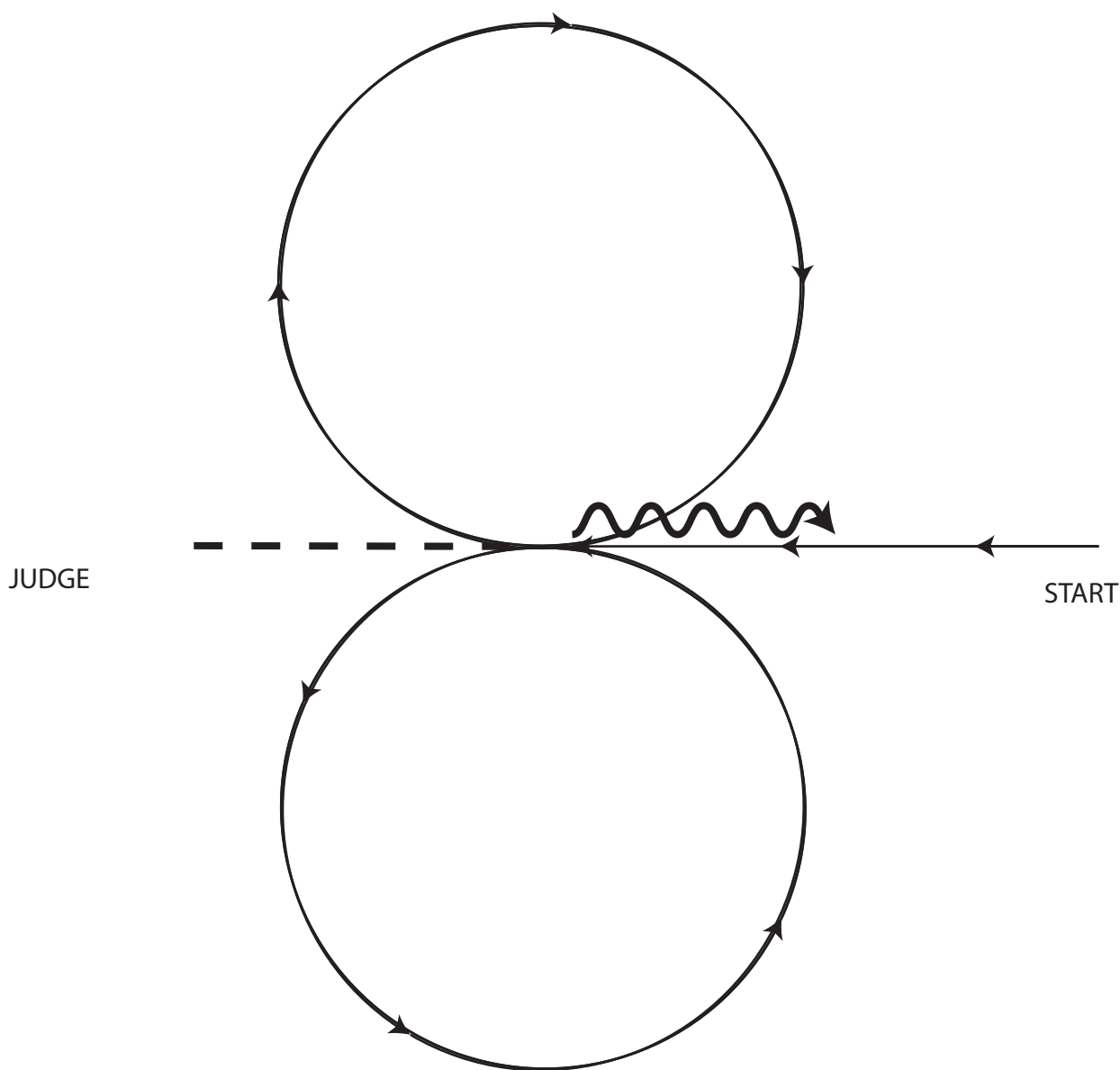
#### All 3 Gait



1. Be ready at A
2. Jog corners as drawn
3. 360° to the left
4. Lope right circle
5. Change leads (Simple or Flying) and Extend lope Left Lead
6. Transition to a walk
7. Extended trot
8. stop and back
9. Exit at a jog

**Reining Pattern #5**

**9 and Under**



**PATTERN 5 - 8 & Under Only**

**Beginning in the center of the arena facing the left wall or fence. Ride the pattern as follows:**

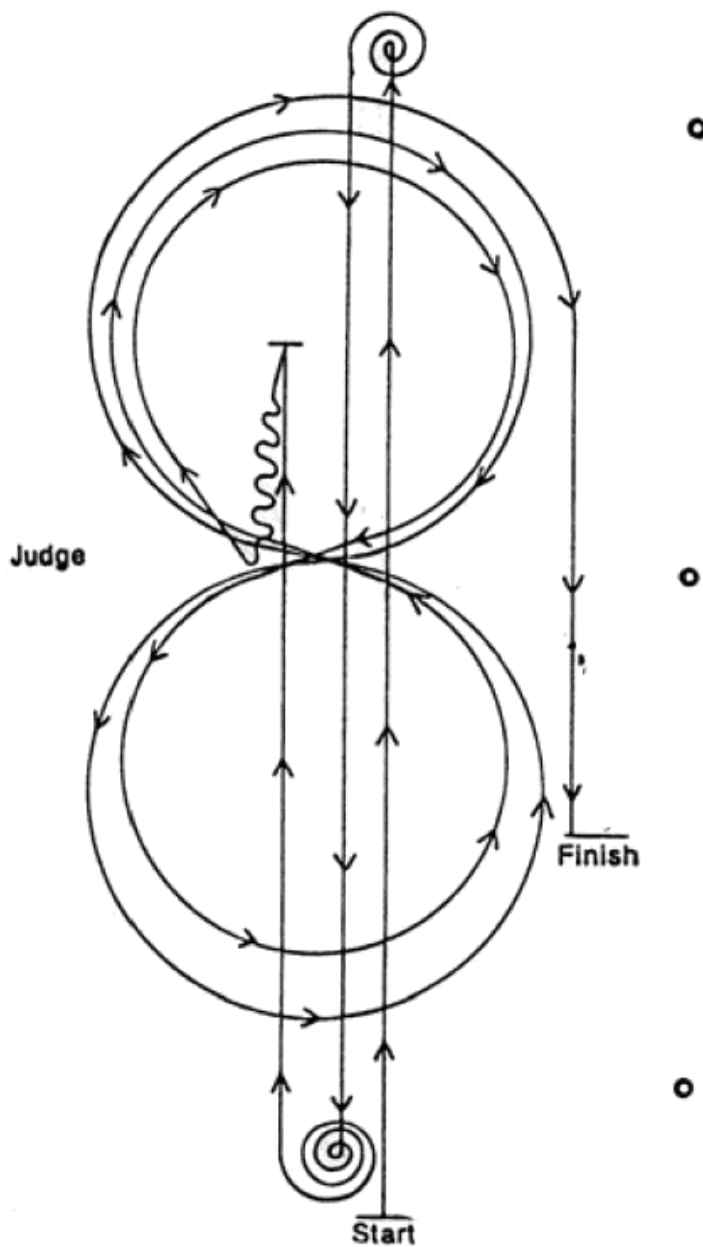
- 1. Lope to center on either lead.**
- 2. Stop. Back pony.**
- 3. Begin to lope a circle to the right on right lead.**
- 4. Do a lead change, either simple lead change or flying lead change. (Exhibitor's option)**
- 5. Begin to lope a large circle to the left on the left lead.**
- 6. Trot at end of circle in center of arena toward judge.**
- 7. Walk to judge for inspection until dismissed**

**Class 60 - Reining  
10 to 13**

## **FWSSR 2020 Texas POAC PROMO SHOW**

**Class 61 - Reining  
14 to 18**

**Reining Pattern #8  
10-13 and 14-18**



### **PATTERN 8**

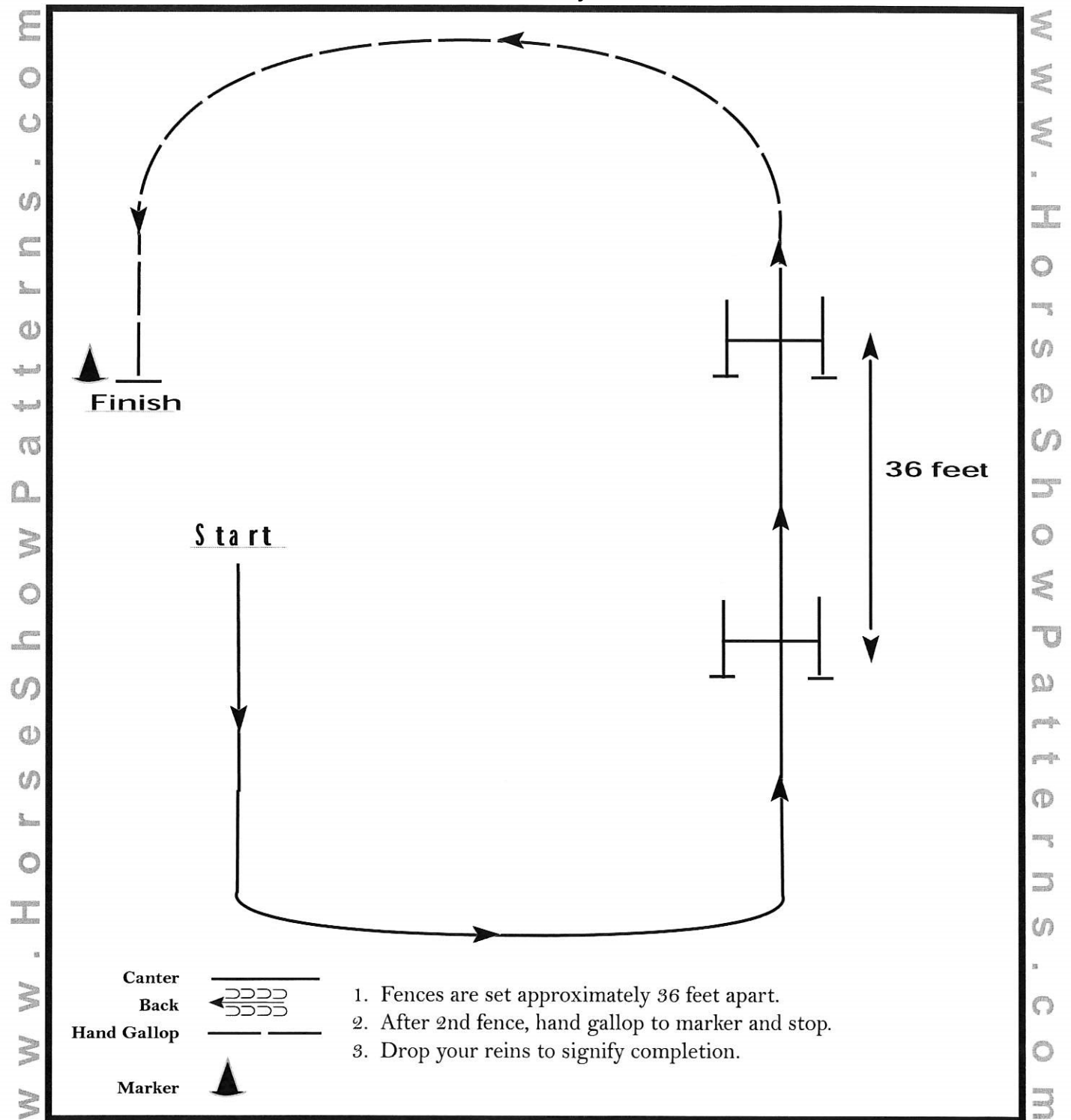
**Ride pattern as follows:**

1. Run to the far end of the arena. Stop, and do 2-1/2 spins to the left - no hesitation.
2. Run to the opposite end of the arena. Stop, and do 2-1/2 spins to the right - no hesitation.
3. Run past center of arena. Do a sliding stop - no hesitation. Back over slide tracks to center. Hesitate.
4. Make a 1/4 pivot to the left to face left wall. Hesitate.
5. Begin on right lead and make two circles to the right: the first circle, small and slow; the second, large and fast.
6. Change leads at the center of the arena.
7. Make two circles to the left: the first circle, small and slow; the second circle, large and fast.
8. Change leads at the center of the arena.
9. Begin a large fast circle to the right. Do not close this circle, but run straight down the side, past the center marker, and do a sliding stop, at least 20' from wall or fence.
10. Walk to judge for inspection until dismissed.

# 2020 FWSSR Pony of the Americas

## Hunter Hack (All Classes)

Show Date: January 28-29, 2020



[HH/36-5]

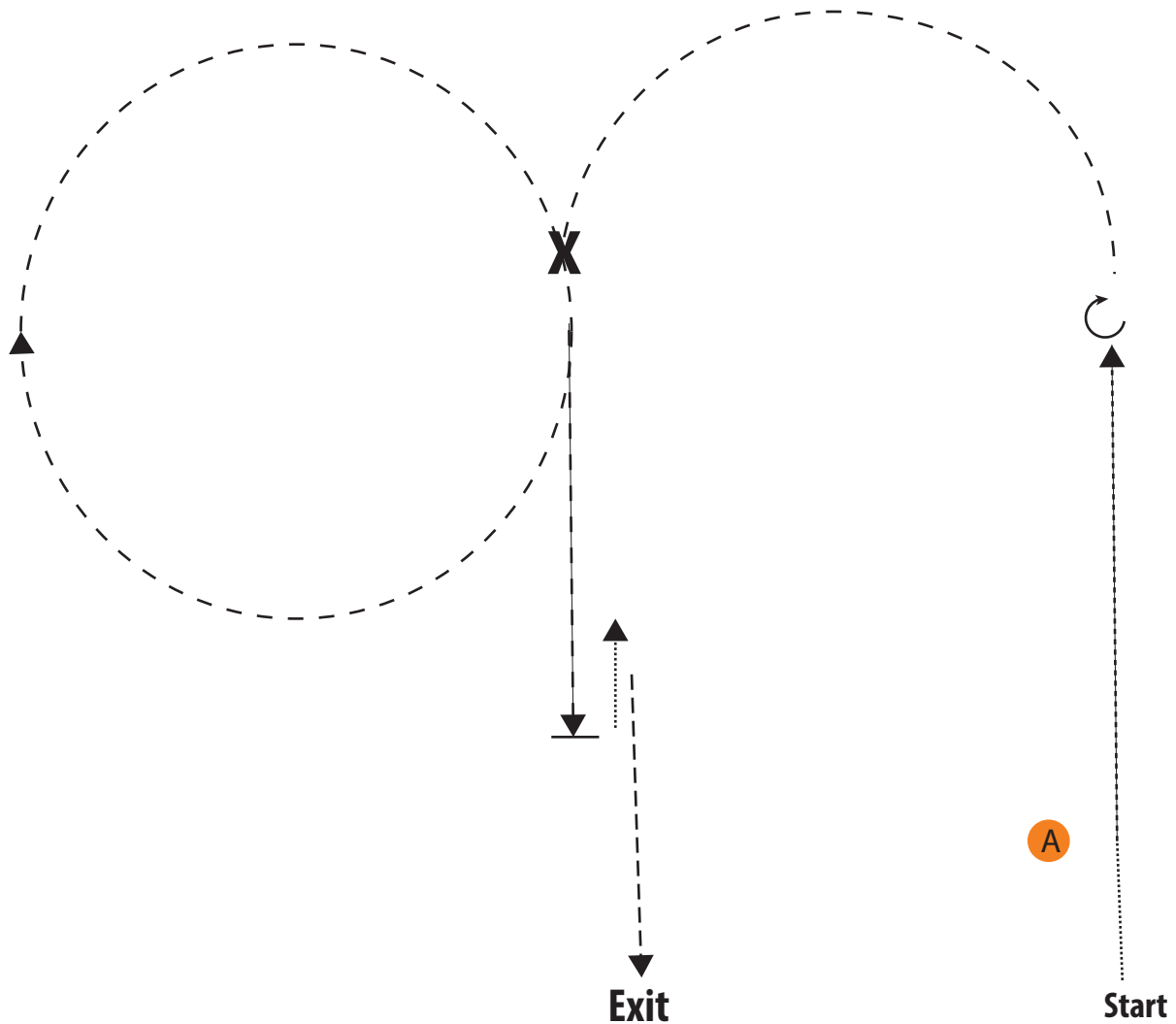
Pattern Provided by:  
*FWSSR Judges*

7`Ugg`\*+!`&lt;i bhGYUh9ei jHjcb`%/ `cj Yf`fK U\_#HcH`

**FWSSR Texas POAC - PROMO 2020**

## English Equitation

## All Walk Trot

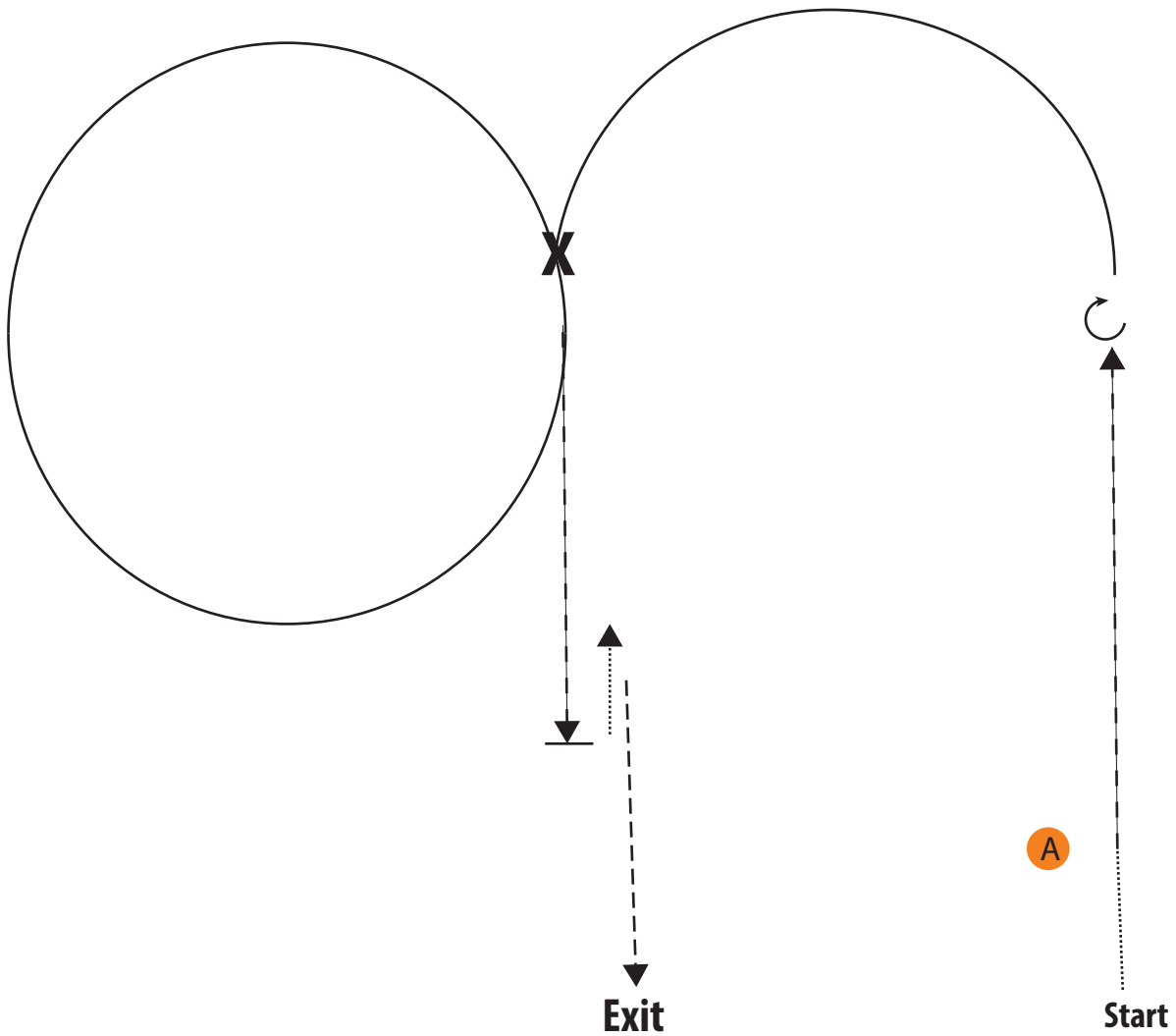


1. Be ready before A
2. Walk to A at A extend the walk
3. Stop 360° pivot to right on the hindquarter
4. Trot serpentine right diagonal
5. Change diagonals
6. Posting Trot left diagonal
7. Stop and Back 5 steps
8. Exit at a sitting trot

# FWSSR Texas POAC - PROMO 2020

## English Equitation

### All 3 Gait



1. Be ready before A
2. Walk to A at A transition to posting trot on right diagonal
3. Stop 360° pivot to right on the forehand
4. Canter Left lead
5. Change leads (Simple or Flying)
6. Posting Trot left diagonal
7. Stop and Back 5 steps
8. Exit at a sitting trot