

# Entry Guide

THE OFFICIAL GUIDE ON  
HOW TO ENTER YOUR  
PROJECTS INTO THE  
JOSEPHINE COUNTY FAIR

**Honoring Veterans  
of Yesterday,  
Today & Tomorrow**



A special section of the  
Grants Pass **Daily Courier**



**ENJOY THE FAIR!**  
**AUGUST**  
**14th-17th**



# Evergreen Federal Bank applauds 4-H and FFA youth



*Jade McGowan with  
her 4-H/FFA Reserve Steer  
purchased and sponsored  
by SOS Sanitation.*

*Photo courtesy of  
Memories in the Taking.*

"Evergreen Federal Bank recognizes the achievements of students who participate in 4-H and FFA programs. We admire your dedication and hard work. We are encouraged by the positive difference you make in our community."

— Jeff Hyde

President/CEO, Evergreen Federal Bank



Member FDIC





# 2019 Schedule of Events

SUBJECT TO CHANGE

## ADMISSION & PARKING INFO.

### CARNIVAL WRISTBANDS:

*Pre-sale from July 1-August 13th only*

**One Day Carnival Pass Wristband**

\$25 (reg. \$35) Save \$10

*(Does not include gate admission!)*

### FAIR SEASON PASSES:

*Pre-sale from July 1 to August 13th only*

Check with the office for sales locations.

**\$30 Adult** (\$40 value)

**\$18 Youth** 6-12 years (\$24 value)

### GENERAL FAIR ADMISSION:

\$10 Adults; \$6 Youth (6-12);

Children under 5 FREE

\$8 Seniors 62+/Veterans (ID Required)

### PARKING:

YMCA/FAIR PARKING: \$6

Handicapped Parking behind Grandstands \$6

People movers are available to

and from the parking lot.

**Shuttles will be available from**

**Old Bank of America Lot**

**(6th & L Streets across from Gates)**

**5pm-11pm, Wednesday - Saturday**

**\$6 includes Park & Shuttle**

**(this location only)**

### ★ Saturday, August 3

8am 4-H Dog Obedience & Rally Show (L)

### ★ Friday, August 9

9-11am 4-H Fashion Revue Judging (AC)

9am-5pm All Open Non-Livestock Divisions, except L, M & O, entries accepted in the (PAV)

1-6pm 4-H Presentations Contest (AC)

### ★ Saturday, August 10

9am-5pm 4-H Presentations Contest (AC), if needed

9am-5pm All Open Non-Livestock Divisions, except L, M & O, entries accepted in the (PAV)

### ★ Sunday, August 11

Noon - 4:30pm 4-H Static and Horticulture Exhibits check-in (AC)

### ★ Monday, August 12

3:30-4pm 4-H/FFA Market Meat Goat weigh-in (JLB)

4-5pm 4-H/FFA Market Sheep weigh-in (JLB)

4-8pm 4-H, FFA and Open Market Swine check-in (SB)

5-5:30pm 4-H/FFA Market Beef weigh-in (JLB)

6-8pm 4-H Rabbit and Cavy check-in (PR)

6-8pm 4-H Dairy and Pack Goat check-in (JLB)

6-8pm 4-H Poultry check-in (PR)

6-8pm Open Sheep entries accepted (GB)

### ★ Tuesday, August 13

7am 4-H Horse Exhibitors Meeting (CA)

7-10:30am 4-H/FFA Market Swine and Open Market Swine weigh-in (JLB)

9am-12:30pm 4-H Dog Showmanship, then Tricks & Costume Contests (L)

9am-5pm 4-H Mini-Meal/Food Prep Contest (AC)

9am-6:30pm Div. M & O entries accepted (AG)

9:30am 4-H Rabbit Showmanship (JLB)

11am 4-H Poultry, then Pigeon Showmanship (PZ); followed by Conformation Show (PR)

11:30am 4-H Rabbit Conformation Show (PR)

Noon-6:30pm Division L entries accepted (F)

1pm Open Sheep Show (JLB)

2pm 4-H Cavy Showmanship (PZ); followed by Conformation Show (PR)

2pm 4-H then FFA Wool Judging (FFA)

4pm 4-H/FFA Market Meat Goat Show (JLB)

6pm 4-H/FFA Market Sheep Show (JLB)

### ★ Wednesday, August 14 ★

8:15am 4-H/FFA Livestock Exhibitors Meeting (JLB)

9am Open Market Swine Show followed by 4-H/FFA Swine Breeding Stock Show, then 4-H/FFA Market Swine Show (SB)

9am Open Division H Poultry Show (PR)

9am Open Rabbit Show (PR)

9am-5pm 4-H Mini-Meal/Food Prep Contest (AC)

9:30am Open Wool Show (PAV)

9:30am 4-H Dairy Goat Showmanship, followed by Conformation Show (L)

**10am Front Gate Opens**

Home Arts Demonstrations All Day (PAV)

### Grounds Acts:

**Professor Smart (AllCare Fun Stage)**

**Annie the Clown and Cowboy Bob (BB)**

**All-Alaskan Racing Pigs (L)**

**Pirate's Parrot Show (Front Gate)**

**11am Butterscotch Block Opens**

**Noon Paul Maurer Carnival Opens**

1pm 4-H/FFA Sheep Breeding Stock Show Followed by 4-H/FFA Meat Goat Breeding Stock Show (JLB)

2pm Open Division H PeeWee Poultry Showmanship (PR)

3pm Jackpot Steer Show (BB)

4pm FFA then 4-H Meat Goat Showmanship (JLB)

5-7pm Easy Listening by Mike Brons (P)

6pm 4-H/FFA Beef Breeding Stock Show followed by 4-H/FFA Market Beef Show (BB)

6:30pm FFA then 4-H Sheep Showmanship (JLB)

**7pm Butterscotch Block closes**

**7pm FOGLINE (G)**

**7:45pm Veterans Opening Presentation (G)**

**8pm - LEE GREENWOOD (G)**

**8pm - Mike Brons & FM 79**

**Music of the 60s, 70s & 80s (MS)**

**11pm Carnival and Fair Close**

### ★ Thursday, August 15 ★

8:15am 4-H/FFA Livestock Exhibitors Meeting (JLB)

9am-5pm 4-H Mini-Meal/Food Prep Contest (AC)

9am Division D Dairy Goat Show (GB)

**10am Front Gate Opens**

10am Division B Open Beef Show (BB)

10am FFA then 4-H Swine Showmanship (SB)

Home Arts Demonstrations All Day (PAV)

### Grounds Acts:

**Professor Smart (AllCare Fun Stage)**

**Annie the Clown and Cowboy Bob (BB)**

**All-Alaskan Racing Pigs (L)**

**Pirate's Parrot Show (Front Gate)**

**11am Butterscotch Block Opens**

11am 4-H Rabbit/Cavy Parent Showmanship (PZ)

**Noon Paul Maurer Carnival Opens**

3:30pm 4-H Goat Showmanship; followed by Conformation Show; followed by 4-H Goat Trail Contest; followed by 4-H Goat Obstacle Course Contest (JLB)

4pm Open Swine Show followed by Open PeeWee Swine Contest (SB)

**5-7pm Easy Listening by Mike Brons (P)**

5:30pm FFA then 4-H Beef Showmanship (BB)

5:45pm Open Market Swine Show Awards (SB)

**7pm Billy Lund & Whiskey Weekend (G)**

**8pm MARK CHESTNUTT (G)**

**8pm Sound Stage Review (MS)**

**11pm Carnival and Fair Close**

### ★ Friday, August 16 ★

8:15am 4-H/FFA Livestock Exhibitors Meeting (JLB)

9am Rogue Valley Dairy Goat Show (GB)

9:30am 4-H/FFA Livestock Judging Contest (JLB)

**10am Front Gate Opens**

10am 4-H Cloverbud Games (L)

Home Arts Demonstrations All Day (PAV)

### Grounds Acts:

**Professor Smart (AllCare Fun Stage)**

**Annie the Clown and Cowboy Bob (BB)**

**All-Alaskan Racing Pigs (L)**

**Pirate's Parrot Show (Front Gate)**

**11am Butterscotch Block Opens**

**11am Paul Maurer Carnival Opens**

2:30pm 4-H Master Showmanship Contest (BB) (JLB) (SB) (PR) (PZ) (L)

4:30pm FFA Champion Showmanship Contest (JLB) (SB)

5-6pm 4-H Premium Vouchers available (AC)

**5-7pm Easy Listening by Mike Brons (P)**

6pm 4-H Dairy Goat Milking Contest (JLB)

6pm 4-H Rooster Crow Contest (PZ)

**6-8pm WGAS - Truck and Tractor Pulls (G)**

**8pm Howell Rodeo - Broncs, Bulls & Barrels**

**9:30pm Border Patrol - Rockin' Country (MS)**

**11pm Carnival and Fair Close**

### ★ Saturday, August 17 ★

8-9am 4-H Premium Vouchers Available (AC)

8:30am 4-H/FFA Junior Livestock Auction Set-up (JLB)(L)

9-11am 4-H/FFA Premium money given out (G)

**10am Front Gate Opens**

10 am 4-H/FFA Jr. Livestock Auction (FFA Bldg. & JLB & L)

Home Arts Demonstrations All Day (PAV)

### Grounds Acts:

**Professor Smart (AllCare Fun Stage)**

**Annie the Clown and Cowboy Bob (BB)**

**All-Alaskan Racing Pigs (L)**

**Pirate's Parrot Show (Front Gate)**

**11am Butterscotch Block Opens**

**11am Paul Maurer Carnival Opens**

4:30pm 4-H Fashion Revue; followed by 4-H Static Exhibits Special Awards (AC)

5pm FFA Awards Presentations (JLB)

**5-7pm Easy Listening by Mike Brons (P)**

5:45pm 4-H Awards Presentations (JLB)

**6-8pm WGAS Truck & Tractor Pull (G)**

**7-9pm BATTLE OF THE BANDS (MS)**

**9-11pm Billy Lund & Whiskey Weekend (MS)**

**11pm Carnival and Fair Close**

### ★ Sunday, August 18



5-11am ALL 4-H/FFA Barns CLOSED

**9am-Noon Please pick up all exhibits in all buildings (with the exception of 4-H exhibits). Pick up ribbons in the Fair Office. The Office will close at Noon.**

9:30-11:30am 4-H Static Exhibits released & State Fair Exhibits accepted (AC)

Noon All 4-H/FFA Livestock Exhibits released and Barns open for final clean-up

Media Disclaimer: The Josephine County Fair reserves the right to use any photo or video taken at any event without the expressed written permission of those included within the photo or video. Josephine County Fair may use the photo or video in publications or other media. To ensure the privacy of an individual, images will not be identified using names or personal identifying information without written approval from the photographed subject, parent or legal guardian. Any person/organization not affiliated with Josephine County Fair may not use, copy, alter or modify official Josephine County Fair photos, graphics, videography or other similar reproductions or recordings without the advance written consent of an authorized designee from Josephine County Fair.

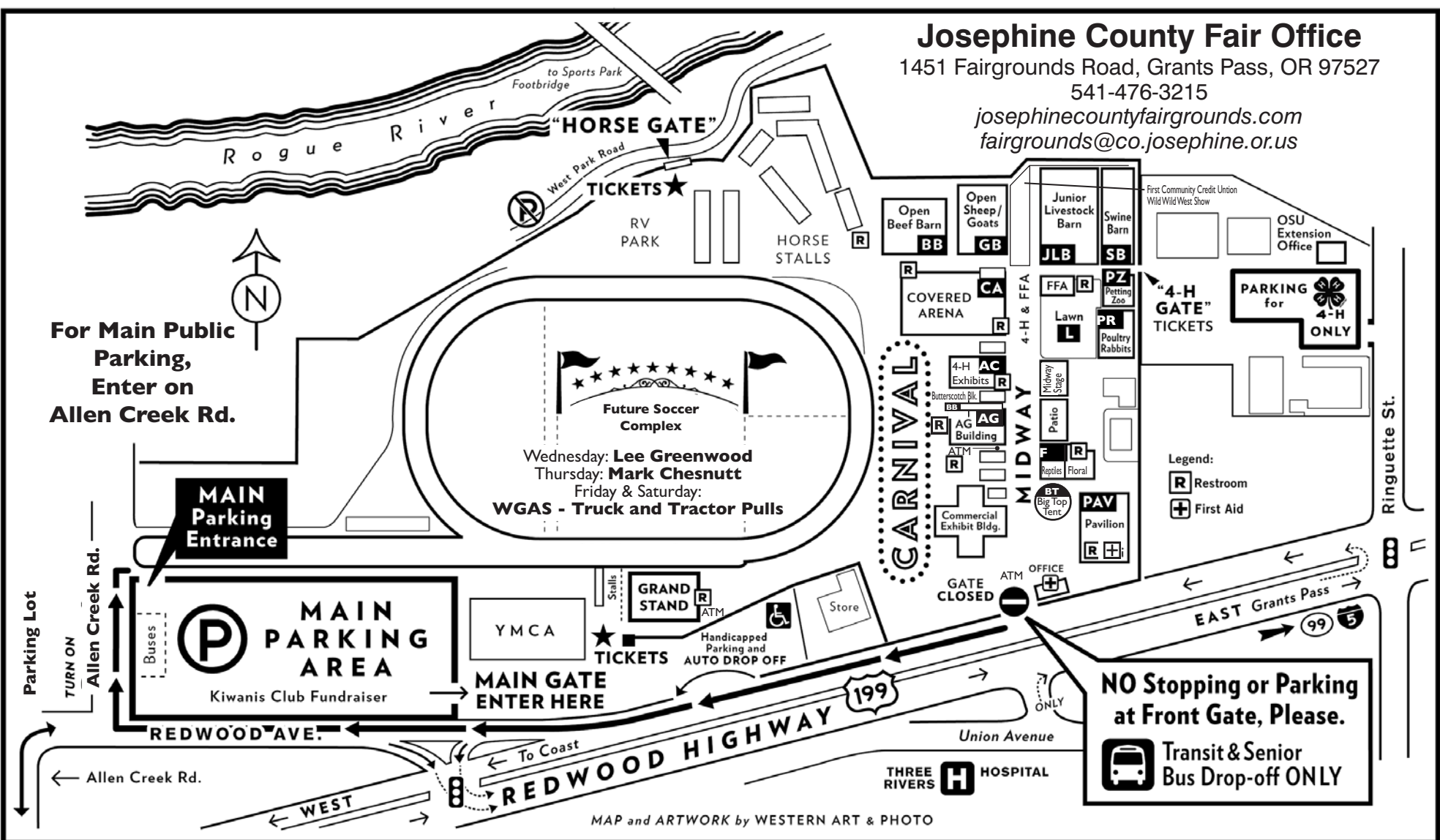


# Table of Contents

- ★ **Schedule of Events**.....3
- ★ **Fairgrounds Map**.....4
- ★ **How To Enter Something**  
    **General Rules & Regulations**.....5
- ★ **Open To The Public Divisions**
  - Livestock.....6-9
  - Grange Exhibits.....9-10
  - Plants.....10-15
  - Wines.....15
  - Honey and Hive Products.....16

- Home Arts.....16-18
- Baked Goods.....18
- Food Preservation.....18-20
- Arts and Crafts.....20-22
- Photography.....22
- ★ **Future Farmers of America**.....22
- ★ **Entry Forms**.....23-24
- ★ **4-H Activities**
  - General Rules.....25-26
  - Open Class/Contests.....26-28

- Communications.....28-29
- Edu. Displays.....29-31
- Family and Consumer Science.....31-37
- Fashion Revue Contest.....37-38
- Food and Nutrition.....38-40
- Plants.....40-44
- Science, Technology, Engineering  
Engineering & Industrial Arts.....44-46
- Shooting Sports.....46
- Animal Science.....46-53
- Junior Livestock Auction.....53-54



# Let's All Go To The Fair!

**Aug. 14<sup>th</sup>-17<sup>th</sup>**



Find the complete schedule of events in the **Fair Program** located in the **Daily Courier** on Sunday, August 11th.



The Fair Program includes schedules for:

- Entertainment – Live music shows, dances, children's activities, demonstrations, truck and tractor pulls, rodeo and more!
- 4-H & FFA competitions, awards & auction.
- Armband and admission information.
- Bus route stops.





## How Do I Enter Something In The Fair?

1. Open Division means "open to the public" - that's you!
  2. **Non-Livestock entries are free.**
  3. All Livestock entries have fees that are listed under their division headings. All Livestock fees must be paid in the Fairgrounds Office by 5pm, August 2nd - **NO exceptions.**
  4. No livestock entries will be accepted after 5pm August 2nd. **No exceptions.**
  5. Get an entry form, you will need at least 1 for each division entered. The entry forms are in the middle of this book, at the Fair office, and online at: [josephinecountyfairgrounds.com](http://josephinecountyfairgrounds.com) and [TheDailyCourier.com](http://TheDailyCourier.com)
- Some divisions require more than one entry form, check under the division heading.
6. Bring the completed entry forms to the Fair Office. We'll register your name and information and issue an exhibitor number. The same exhibitor number will be on all of your entries in all divisions. Non-

livestock exhibitors may get entry forms and fill them out at the appropriate buildings on the entry day of their division.

7. While in the Fair Office you may pick up exhibitor tags for each of your entries. These tags identify your entry for awards and return.

8. Bring your entry & entry form to the appropriate building on the right day.

**A. Non-livestock entries:** Each superintendent will make sure the paperwork is filled out correctly and accept your entry for presentation.

**B. Livestock entries:** Bring your animal to the correct barn. The superintendent will check to make sure all the paperwork is current and acceptable and that all fees are paid. A JoCo Fair vet will examine your animal sometime during the first day of entry and only after your animal passes the health exam will it be officially accepted for exhibit.

## Other Entry Info.—

1. The placement/display of all exhibits is controlled by the division superintendent.
2. Management reserves the right to accept/reject any exhibit at any time.
3. Out of county exhibits are accepted on a space available basis.
4. A judge's decision is final. Awards are given at the discretion of the exhibit

judge.

5. No alcohol in any booth or exhibit except as specifically designated by management.

6. Livestock exhibitors: 1-5 animals = 1 pass; 6-10 animals = 2 passes; 11+ = 3 passes. Poultry exhibitors get 1 pass for \$25 in entry fees.

## Open to the Public Livestock Divisions Rules & Regulations—

### Rules and Regulations—

1. All animals must pass a health check by the Fair Veterinarian before being accepted for exhibit. Fees will not be refunded if an animal is dismissed by the vet. Such animals must be removed from the fairgrounds immediately.
2. All exhibitors must use official JoCo Fair entry forms. **All entries & fees must be processed in the Fairgrounds Office by 5pm on Fri., Aug. 2nd. NO EXCEPTIONS.** Fees will not be refunded after August 2nd.
3. Animals must be in their stalls, correctly ticketed and ready for exhibit by the opening of Fair on Wed., August 14th.
4. No animal may be removed from the Fairgrounds before the designated day and time of its division, unless dismissed by the Fair Veterinarian.
5. No "For Sale" signs are allowed.
6. Breed and ownership papers will be examined and must be approved by the division superintendent before an animal is accepted for exhibit.
7. Every animal must be entered for exhibit in the owner's name. The owner's name & exhibitor number must be on the exhibitor tag or card.
8. Only persons holding animals will be allowed in a show ring during judging -

exceptions are the superintendent, judge and clerk.

9. Exhibitors must follow the judge requirements or their animals will be ruled out.

10. Awards are given on merit. Judges may, or may not, give an award in any class.

11. The decision of the judge is final.

12. All exhibits are under the control and direction of the Fair Manager and division superintendent.

13. Each exhibitor will be solely responsible for any loss, injury or damage done to, or caused by, any animal.

14. Fees for an examination and treatment of any animal at the Fair are the responsibility of the animal owner.

15. There must be more than one exhibit in a senior lot for a senior champion to be chosen. A senior champion must compete with a junior champion for a grand champion to be chosen. EXCEPTION: A judge may designate an animal as a grand champion if they feel the animal is of superior, champion quality.

### Payout—

**For Open Class Steer, Swine, Sheep and Goats**

- 1 entry per class- Exhibitor is given their entry fee back
- 2 entries in the class- 1st place only will receive premium

## List of Open To The Public Divisions—

### Livestock

B = Beef Cattle; C = Sheep; CI = Wool; D = Dairy Goats;  
D1 = Rogue Valley Dairy Goat Show; D2 = Meat Goats; E = Rabbits;  
F = Swine; H = Poultry (Specific requirements and fees are under division headings.)

### Non-Livestock

I = Grange Exhibits; L = Flowers; M = Horticulture & Agriculture; N = Wines;  
O = Honey & Hive Products; P = Home Arts; Q = Baked Goods; R = Food Preservation; S = Art; Sy = Youth Art; T = Hand Painted China; U = Hobby Craft;  
Uy = Youth Hobby Craft; Y = Rosemaling, Toile & Decorative Painting; W = Photography

### Deadlines—

#### Livestock:

Entries close on August 2nd, 5pm. Exhibits are accepted in the appropriate barns before Fair - see division headings.

#### Non-Livestock:

Entries close and exhibits are accepted before Fair in the appropriate buildings. See division headings for times.

### Safety Information—

#### Fire Department:

All matters of fire protection are under the direct supervision of the City Fire Marshall. The Josephine County Fair Board will take precautions to guard against fire but will not be responsible for any losses by fire or water.

#### Police and Security:

The Josephine County Fair Board will make reasonable efforts to provide security for all people, exhibits, animals and property, but can't be responsible for loss or damage by theft or fire, or assume any liability for accidents to persons or property.



### Picking Up Exhibits—

Removal of an exhibit before the designated time forfeits all awards for that exhibit. 1.) Livestock is released at 11pm Saturday after fair. 2.) Non-Livestock entries may be picked up Sunday after fair 9am-2pm.

### Ribbons—

Ribbons may be picked up at the Fair Office on Sunday 9am-2pm. The Fair Office is open the Monday after fair. It will be open Monday - Friday 9am-5pm.

ease or lice will be dismissed from the Fair.

2. Health papers and required certificates must arrive with livestock & be presented to the division superintendent when the animal is presented for entry. No animal may be accepted for entry without required papers.

3. Any animal developing signs of disease is to be removed from the Fairgrounds immediately upon vet recommendation.

4. Out-of-state livestock must comply with interstate requirements for health certificates, inoculations, tests and statements of general health and provide a valid CVI.

**5. Please see specific health requirements for each species of livestock under the division heading**

### Josephine County Fair Office

P.O. Box 672, Grants Pass, OR 97528  
541-476-3215

[josephinecountyfairgrounds.com](http://josephinecountyfairgrounds.com)  
[fairgrounds@co.josephine.or.us](mailto:fairgrounds@co.josephine.or.us)

**No animals may be housed at the Josephine County Fairgrounds unless they are registered for showing. No exceptions.**

### Care—

1. All animals housed at the Fair shall be maintained with clean water, food and bedding. Pathways and approaches must be kept clean and swept. Animal waste must be deposited in the designated areas.

2. All animals housed at the Fair must be kept thoroughly groomed, clean and in show condition.

3. Exhibitors must attend their animals during Fair and answer questions that the judges may deem essential.

4. Exhibitors must supply their own bedding. All bedding must be removed from the stalls at the end of Fair and placed in the designated areas.

6. Livestock rigs may be parked in marked areas on the race track. THERE IS NO INFIELD PARKING!

### Health Requirements—

1. All animals must pass an examination by the Fair veterinarian before being accepted for exhibit. Any animal showing signs of dis-



# Open To The Public Divisions

## LIVESTOCK OPEN DIVISIONS

### DIVISION B: BEEF CATTLE

Supt. Chris Voltz, 541-660-3503

#### Rules:

1. Entries close August 2nd.
2. Entry fees are \$10 per animal per lot, and must be paid by entry closing day. Pen requests must be written on the entry form. Fees and completed entry forms must be processed in the Fairgrounds Office by 5 p.m. on August 2nd. No late entries.
3. Animals are accepted for exhibit from 6am Tuesday before Fair in the Open Beef Barn and must be checked in by 9am Wed. (see map). Animals are released from Fair after 11pm on Saturday.
4. All cattle will be inspected by the Fair veterinarian before being accepted for exhibit. All livestock must comply with the requirement for health certificates, inoculations, tests and general health. Any animal with any sign of abscess, swelling or inflammation or any other health concern will be dismissed from the Fair & must be taken home. Any animal developing such a condition during Fair must be removed immediately following the Fair veterinarian's recommendation. All female cattle over 4 months must have the Bangs Vaccination. No Exceptions.
5. All Open Livestock Rules apply (see p. 5).
6. All animals must be registered with the applicable breed association. Ownership must be established in the heard registration. Papers must be presented to and approved by

the barn superintendent before the animal is accepted for exhibit. Failure to comply with the rule will disqualify the animal. Bulls over 1 year must have nose control.

7. Animals must be clean and in the barn on display from 10am-9pm each day of Fair.

8. Exhibitors are limited to two (2) premium and/or ribbon awards in any one lot.

9. Premium money must be picked up on Saturday, 10am-12 Noon, under the grandstands. Money is not available at any other time. See your superintendent.

10. Trucks and trailer may be parked in the designated area for this year's Fair.

#### Classes

- |              |                   |
|--------------|-------------------|
| 1: Simmental | 2: Aberdeen Angus |
| 3: Hereford  | 4: Limousin       |
| 5: Other     | 6: Crossbred      |
| 7: Shorthorn |                   |

#### PREMIUM LOTS:

See open livestock rules for payout (pg. 5)  
1st = \$30 • 2nd = \$20 • 3rd = \$15

1. Heifer, Junior calf, calved 1/1-4/30/18
2. Heifer, Junior calf calved 9/1-12/31/17
3. Heifer, Summer Yearling, calved 5/1-8/30/17
4. Heifer, Jr. Yearling, calved 1/1-4/30/17
5. Heifer, Sr. Yearling, calved 9/30-12/31/16
6. Junior Cow & Calf, 1st calf heifer, calf born in 2018
7. Sr. Cow & Calf, calf must be born in 2018
8. Bull, junior calf, calved 1/1-4/30/18
9. Bull, senior calf, calved 9/1-12/31/17
10. Bull, Summer Yearling, calved 5/1-8/31/17
11. Bull, Junior Yearling, calved 1/1-4/30/17
12. Bull, Sr. Yearling, calved 9/1-12/31/17
13. Bull, Summer Senior Yearling, calved

5/1-8/31/17

14. Bull, 2 years old, calved 1/12-6/30/16

15. Produce of Dam, two (2) offspring

16. Get of Sire, four (4) animals from the above lots all by one sire, both sexes.

17. Junior Get of Sire, three (3) animals all by one sire, both sexes represented from summer yearling and calf lots

18. 3 Bulls owned by the same exhibitor

19. Two Bulls bred & owned by one exhibit

#### Ribbon Lots:

Female, Junior Champion

Female, Reserve Junior Champion

Female, Senior Champion

Female, Reserve Senior Champion

Female, Grand Champion

Female, Reserve Grand Champion

Bull, Junior Champion

Bull Reserve Junior Champion

Bull Senior Champion

Bull Reserve Senior Champion

Bull Grand Champion

Bull, Reserve Grand Champion

#### JUNIOR SHOWMANSHIP FUN SHOW

Class 1-PEE WEE-ages 8 yrs. & under (Award)

Class 2-JUNIOR: 9-12 years (Award)

Class 3-INTERMEDIATE: 13-16 yrs. (Award)

Class 4-SENIOR: 17-21 years (Award)

Animals shown must be entered in at least one of the above Open Classes- animal need not be owned by the exhibitor.

### DIVISION C: SHEEP

Supt. Pete Tibbits, 541-218-5611

#### Division C Rules:

1. ENTRIES CLOSE 5pm July 27th
2. Entry fees are \$6 per animal per lot.
3. Animals are accepted for entry from Tuesday before Fair by 6pm.
4. All sheep will be inspected by the Fair veterinarian before being accepted for exhibit. All livestock must comply with the requirement for health certificates inoculations, tests and general health. Any animal with any sign of abscess, swelling or inflammation or any other health concern will be dismissed from the Fair and must be taken home. Any animal developing such a condition during Fair must be removed immediately following the Fair veterinarian's recommendation.
5. **Health Rules:** a. All sheep must be accompanied by the owner's name & the name & recorded number of the sire & dam of the animal entered.  
b. All sheep must have a Scrapie tag or an ID tag through a breed association that provides the same type of identification as the Scrapie Eradication Program.  
c. All sheep coming from an area within 20 miles of a Bluetongue outbreak must have been vaccinated not less than 30 days, nor more than 18 months, prior to entry onto the Fairgrounds.
6. All yearling sheep must be closely shorn within the year they are exhibited.
7. All sheep exhibited in classes 1-7 must be recorded, or descended directly from a recorded sire and dam. Failure to provide proper evidence of registry will disqualify an animal.
8. Exhibitors will be required to give the date of the last shearing of all sheep exhibited. An affidavit must be supplied upon request of the superintendent.
9. Flocks consist of one male, one year or under; two females, one year old and two

females under one year.

10. Breeder young flocks consist of one ram lamb and two ewe lambs.

11. Pens are two sheep, one year or under.

12. Get of Sire is three animals, one year or under, either sex; by the same sire.

13. Best Pair is two animals, one year or under, either sex; bred by one exhibitor.

14. All sheep shown in groups, with the exception of flock, must be bred and owned by the exhibitor and must be entered in individual classes as well as group classes.

15. Exhibitors may enter as many sheep as they wish in individual classes, but nobody will be awarded more than 2 (two) premiums or ribbons in any one lot (Lots 1-9)

16. Exhibitors are limited to one entry in group classes (Lots 10-15)

17. Even if there is only one exhibitor in any breed, champion ribbons may be awarded at the discretion of the judge.

19. Premium money is distributed on Sat., 10am-Noon under the grandstands. No money will be given out at other times.

#### Classes:

- |                                 |                    |
|---------------------------------|--------------------|
| 1. Romney                       | 2. Primitive Breed |
| 3. Suffolk                      | 4. Dorset          |
| 5. Colored Wool                 |                    |
| 6. Other Registered Wool Breeds |                    |
| 7. Other Registered Meat Breeds |                    |

## JOSEPHINE COUNTY JACKPOT CLASSIC BONUS STEER SHOW/PROSPECT JACKPOT SHOW

Supt. Chris Voltz, 541-660-3503

3PM Wed., Aug. 15 • Fee: \$25 per entry

#### Rules:

1. Entries must be received or postmarked before 5pm on August 2nd.
  2. Entry fees must accompany each entry
  3. \$5 late fee after August 2nd. Entry from July 28th until August 10: \$30
  4. Steers must be halter broke
  5. Weigh-in is at 7:45pm Tues., before Fair, or after the 4H weigh-in for steers for Jackpot show.
  6. Steers/Prospect calves must be in the barn & entered by 6pm Tues., before Fair. Steers/Calves must stay through 11pm Sat.
  7. No particular steer need be entered. Entry fee covers any steer you bring.
  8. No auction will be held.
  9. Entries open to both adults and youth.
  10. All other Premium Book Rules apply.
  11. All animals will be stalled in the Open Beef Area. No entries will be allowed in the 4H barns.
  12. Prospect Jackpot- Calves must be born this year- Calves do not have to be weaned but no cows will be allowed in the show ring.
  13. Show entry forms are in the center of the Premium Book.
- Voltz Farms \$100 (Jackpot-Show)**  
**Pen 3 Farms Trophy sponsor,**  
**So. Oregon Sanitation Buckle sponsor,**  
**Jo. County Fair \$50 - Buckle & \$100 add in for Prospect Jackpot sponsored by TNT Ranch.**
- Premium Schedule:**  
**1 entry = 100%; 2 entries = 1st: 60%, 2nd: 40%;**  
**3 entries = 1st: 50%, 2nd: 30%, 3rd: 20%;**  
**4-9 entries = 1st: 40%, 2nd: 30%,**  
**3rd: 20%, 4th: 10%;**  
**10+ entries = 1st: 35%, 2nd: 20%,**  
**3rd: 15%, 4th thru 6th: 10%**

We proudly support  
the Josephine County Fair  
and programs for our local kids.

Especially 4H and FFA.



# Growers' Market

GRANTS PASS, OREGON

[www.GrowersMarket.org](http://www.GrowersMarket.org)

541-816-1144

OREGON TRAIL WELCOME

Visit the Growers' Market Summer home

Saturdays at 4th & F St.'s, Downtown Grants Pass.

And the Winter Market from November to March

at the Josephine County Fairgrounds.



# Open To The Public Divisions

8. Non-registered Wool Breeds  
9. Non-registered Meat Breeds

\*\*Superintendent may divide a class depending on the entries received.

## PREMIUM LOTS:

**Premiums: 1=\$12; 2=\$10, 3=\$8**

**See rules and regulations (pg 5.) for payout**

1. Ram Yearling
2. Fall Ram Yearling, born 9/1 to 12/31 of the prior year
3. Spring Ram Lamb born 9/1 to 12/31 of the prior year
4. Pen Ram Lambs
5. Producing Ewe, yearling or older, raised a lamb in the last 12 months
6. Ewe Yearling
7. Fall Ewe Lamb, born 9/1 to 12/31 of the prior year
8. Spring Ewe Lamb, born 9/1 to 12/31 of the prior year
9. Pen Ewe Lambs
10. Breeder Young Flock
11. Flock
12. Get of Sire
13. Best Pair
14. Ewe & Produce, ewe of 1 offspring, any sex

## RIBBON LOTS

- Ram Champion
- Ram Reserve Champion
- Ewe Champion
- Ewe Reserve Champion

**CHAMPION YOUNG FLOCK:** All 1st place young flocks from all participating breeds may show for Champion Young Flock. The Ray Warren Trophy, named for a patron of the JoCo Fair Sheep show, will be awarded.

## DIVISION C-1: WOOL SHOW

Supt. Linda Barr, 541-471-1969

### Division C1 Rules:

1. Entries close Aug. 2.
2. Division C1 requires its own entry form.
3. Entries are accepted for exhibit on Saturday before the Fair, 10am-12 Noon, in the Pavilion Building.
4. Fleeces must be properly rolled and loosely tied with paper twine or in a clean plastic bag. Dirty or improperly presented fleece will not be accepted for exhibit.
5. Each fleece should be tagged with a filled out Exhibitor's Tag.
6. No exhibitor may receive more than 2 premium or ribbon awards in any one lot.
7. Pick up exhibit tags from the superintendent

### Class I White Ram

- |               |                      |
|---------------|----------------------|
| Lot 1- Fine   | Lot 2- Medium        |
| Lot 3- Course | Lot 4- Double Coated |

### Class II White Ewe

- |               |                      |
|---------------|----------------------|
| Lot 1- Fine   | Lot 2- Medium        |
| Lot 3- Course | Lot 4- Double Coated |

### Class III Natural Colored Ram

- |               |                      |
|---------------|----------------------|
| Lot 1- Fine   | Lot 2- Medium        |
| Lot 3- Course | Lot 4- Double Coated |

### Class IV Colored Ewe

- |               |                      |
|---------------|----------------------|
| Lot 1- Fine   | Lot 2- Medium        |
| Lot 3- Course | Lot 4- Double Coated |

1. Champion White Ram and Ewe
2. Reserve Champion White Ram and Ewe
3. Champion Colored Ram and Ewe
4. Reserve Champion Colored Ram & Ewe
5. Grand Champion (overall)

## DIVISION D: DAIRY GOATS

Supt. Yvone Roberts, 541-479-3159

Jo Co Fair ADGA Sanctioned Show  
Show time: Th., 9am • Judge, Rebecca Nix

### Division D Rules:

1. The show will be Jr. and Sr. Doe Show sanctioned by American Dairy Goat Association. Their rules shall govern, provided they do not conflict with any rules and regulations of the Josephine County Fair Board.
2. Entry fee is \$8 per animal per lot & must be paid by entry closing day. Pen request must be written on the entry form. Fees and completed entry forms must be processed in the Fairground Office by 5pm August 2nd. **No late entries.** Payment must be received with entry. Online entries are not official until payment is received by 5pm August 2nd.
3. Animals are accepted for exhibit from 6am Tues. before Fair in the Goat Barn & must be in the barn by 9am Wed. (see map) Animals are released from Fair after 11pm on Sat.
4. **Health Rules** a. All goats must have a valid Scrapie tag or ID through a program that provides the same type of identification as the Scrapie Eradication Program.  
b. All animals will be inspected by the Fair veterinarian before being accepted for exhibit. All livestock must comply with the requirement for health certificates inoculations, tests and general health. Any animal with any sign of abscess, swelling or inflammation or any other health concern will be dismissed from the Fair and must be taken home. Any animal developing such a condition during Fair must be removed immediately following the Fair veterinarian's recommendation.
5. All Open Division Livestock Rules apply.
6. All animals must be registered with the applicable breed association. Ownership must be established in the herd registration. Papers must be presented to and approved by the barn superintendent before the animal is accepted for exhibit. Failure to comply with this rule will disqualify the animal.
7. Animals must be clean and in the barn on display from 10am-9pm each day of Fair. All animals are to be identified for the public.
8. Entries may be limited by available pen space. We reserve the right to return entries after available pens are full.
9. All goat entered in group classes must also be shown in an individual class.
10. Be sure to check your entries for group classes prior to submission to the office.
11. No exhibitor may receive more than 2 premium or ribbon awards in any 1 lot.
12. Registration certificates must be shown to the superintendent and/or show secretary before an animal is accepted for exhibit.
13. Base date for an animal's age is the day of judging.
14. Exhibitors are responsible for the care, feeding and watering of their animals during the Fair. Failure to properly care for animals will result in dismissal from the Fair.
15. Show attire should be a clean shirt, knee-length or longer pants or skirt, closed-toe shoes.
16. Show order is subject to change. Check with the Dairy Goat superintendent daily.
17. Livestock rigs may park in the designated area for this year's Fair.
18. Premium money will be picked up by the

division superintendent from 10am - noon on Saturday of Fair under the Grandstands.

### JUNIOR DOE SHOW

#### Classes:

1. Recorded Grade 2018
2. Nigerian Dwarf 2019
3. Nubian 2020
4. Oberhasli 2021
5. Saanen 2022
6. AOP 2017

### PREMIUM LOTS:

**1st = \$14, 2nd = \$12, 3rd = \$10**

1. Junior Doe Kid, 4-1 to 6-30
2. Intermediate Doe Kid, 3-1 to 3-31
3. Senior Doe Kid, 1-1 to 2-28
4. Dry Yearling
5. Junior get of sire, sire to be named, limited to two entries.
6. Best 3 junior does, bred by the exhibitor, limited to one (1) entry.

#### Ribbon Lots:

Grand Champion  
Reserve Grand Champion  
Best Doe in Show

### SENIOR DOE SHOW

**Classes: Will show in the same order as Junior Doe Show**

### PREMIUM LOTS:

**1st = \$14, 2nd = \$12, 3rd = \$10**

**See Rules and Regulations (pg5.) for payout information.**

7. Does under 2 years
8. Does 2 years and under 3
9. Does 3 years and under 4
10. Does 4 years and under 5
11. Does 5 years and under 7
12. Does 7 and over
13. Champion Challenge; must have CH designation on registration.
14. Produce of Dam; 2 daughters of any age, bred by the exhibitor, limited to 2 entries.
15. Dam and Daughter; daughter of any age, bred by exhibitor, limited to 2 entries.
16. Get of Sire; Three does, at least one in milk, sire to be named, limited to 2 entries.
17. Best of 3 Senior Does; does in milk bred by exhibitor, limited to 1 entry of 3 goats.
18. Dairy Herd; three does in milk, limited to 1 entry.

### RIBBON LOTS:

Grand Champion  
Reserve Grand Champion  
Best Doe in Show  
Supreme Best 3 Does from Lot 17,  
Sponsored by Roc-N "J" Saanens

### ADGA ONE DAY MILK TEST

Entry fees depend on the number of entries. No premium. Pre-milk out Monday 7pm, milk test Tuesday 7am and 7pm.

## DIVISION D1: RVDGA SANCTIONED DAIRY GOAT SHOW

Supts. Christina Lindner, 541-826-3498  
and Gail Swanson, 541-842-0858  
Friday, 9am • Judge, Dan Laney  
Sponsored by the  
ROGUE VALLEY DAIRY GOAT ASSOC.

**SEND ENTRIES TO: Rogue Valley Dairy Goat Association; c/o Gail Swanson  
PO Box 2269, White City, OR 97503**

### Division D1 Rules:

1. The show will be Jr. and Sr. Doe Show sanctioned by the American Dairy Goat Association. Their rules shall govern, provided they do not conflict with any rules and regulations of the Jo. Co. Fair Board.
2. Entry fee is \$5 per doe. Pymt. must be received w/entry. Online entries aren't official until pymt. is received by 5pm August 2.
3. NO BUCKS
4. Goats not entered in the fair show will not be permitted in the barn.
5. Registration certificates must be shown to RVDGA superintendent and/or show secretary the first day of fair.
6. Stamped duplicate Applications of Registration from ADGA are acceptable 30 days from ADGA office date stamped on it.
7. No unrecorded grades will be accepted.
8. Base date for animals's age is the day of judging.
9. Substitution may be made at check in.
10. Order of show may be changed at the discretion of the judge.
11. Show whites are preferred for exhibitor.
12. Exhibitors have the responsibility to be at ringside and ready to show. Classes and lots will only be called twice.
13. All Senior Does will show first, then all Junior Does.
14. **Health Rules** a. All goats must have a valid Scrapie tag or ID through a program that provides the same type of identification as the Scrapie Eradication Program.  
b. All animals will be inspected by the Fair veterinarian before being accepted for exhibit. All livestock must comply with the requirement for health certificates inoculations, tests and general health. Any animal with any sign of abscess, swelling or inflammation or any other health concern will be dismissed from the Fair and must be taken home. Any animal developing such a condition during Fair must be removed immediately following the Fair veterinarian's recommendation.

# WE ARE PROUD TO SUPPORT THE JOSEPHINE COUNTY FAIR!



KEEP IT CLEAN WITH:

## A-1 Commercial Cleaning Services

**We Do Residential!**

**541-474-0403**

Licensed • Bonded • Insured





# Open To The Public Divisions

## SENIOR DOE SHOW

Order of showing will rotate every year.

### Classes:

- |                        |                       |
|------------------------|-----------------------|
| 1. AOP 2017            | 2. Recorded Grade '18 |
| 3. Nigerian Dwarf 2019 | 4. Nubian 2020        |
| 5. Oberhasli 2021      | 6. Saanen 2022        |

### Lots:

- Does under 2 years
- Does 2 years and under 3
- Does 3 years and under 4
- Does 4 years and under 5
- Does 5 years over

## SENIOR GRAND CHAMPION

## SENIOR RESERVE GRAND CHAMPION

- Champion Challenge; must have CH designation on registration.

## BEST SENIOR DOE IN SHOW

## JUNIOR DOE SHOW

Order of showing will be the same as the senior doe show

### Classes:

- |                        |                       |
|------------------------|-----------------------|
| 1. AOP 2017            | 2. Recorded Grade '18 |
| 3. Nigerian Dwarf 2019 | 4. Nubian 2020        |
| 5. Oberhasli 2021      | 6. Saanen 2022        |

### Lots:

- Junior Doe Kid, 4-1 to 6-30
- Intermediate Doe Kid, 3-3 to 3-31
- Senior Doe Kid, 1-1 to 2-28 Does under 2 years never milked.

## JUNIOR GRAND CHAMPION

## JUNIOR RESERVE GRAND CHAMPION

## BEST JUNIOR DOE IN SHOW

## DIVISION D2: MEAT GOATS

### Division D2 Rules:

- Entries close August 2nd.
- Entry fees are \$8 per animal per lot and must be paid by entry closing day. Pen requests must be written on the entry form. Fees and completed entry forms must be processed in the Fairgrounds Office by 5pm July 26th. **No late entries.**
- Animals are accepted for exhibit from 6am Tues. before Fair in the Goat Barn and must be checked in by 9am Wed. (see map.) Animals are released from Fair after 11pm on Sat.
- Health Rules** a. All goats must have a valid Scrapie tag or ID through a program that provides the same type of identification as the Scrapie Eradication Program.  
b. All animals will be inspected by the Fair Vet before being accepted for exhibit. All livestock must comply with the requirement for health certificates inoculations, tests & general health. Any animal w/any sign of abscess, swelling or inflammation or any other health concern will be dismissed from the Fair and must be taken home. Any animal developing such a condition during Fair must be removed immediately following the Fair Vet's recommendation.
- All Open Division Livestock Rules apply.
- Animals must be clean and in the barn on display from 10am-9pm each day of Fair. All animals are to be identified for the public.
- Only bucks under two months, nursing on their mother who is entered in the Fair, will be allowed in the Goat Barn.
- Meat goats shown in Lots 10,11 and 12 shall not be shown in prior age classes. Weight for goats in lots 10,11 and 12 will be taken upon arrival at the Fairgrounds.

9. Entries may be limited by available pen space. We reserve the right to return entries after available pens are full.

10. All goats entered in group classes must also be shown in an individual class.

11. Be sure to check your entries for group classes prior to submission to the office. No late entries can be accepted.

12. No exhibitor may receive more than 2 premium or ribbon awards in any one lot.

13. Base date for an animal's age is the day of judging.

14. Exhibitors are responsible for the care, feeding and watering of their animals during the Fair. Failure to properly care for animals will result in dismissal from the Fair.

15. Each non-ADGA recognized goat breed that has met the criteria to have its own show must have its own show secretary and must coordinate with and receive approval from the Fair Manager and Dairy Goat superintendent.

16. Show attire should be a clean shirt, knee-length or longer pants or skirt and closed-toe shoes.

17. Show order is subject to change. Check with the Dairy Goat supt. daily.

18. Livestock rigs may park in the designated area on the track.

19. Premium money will be picked up by the division superintendent from 10am-Noon on Sat. of Fair under the Grandstands.

### Classes:

Meat Breed- any breed of goat to be used for meat, i.e. Boer, Spanish, Kiko, Myotonic, Pygmies and others

### PREMIUM LOTS:

**1st = \$12 • 2nd = \$10 • 3rd = \$8**

- Doe Kid, 0 to 3 mos.
- Doe Kid, 3 to 6 mos.
- Doe Kid, 6 to 9 mos.
- Doe Kid, 9 to 12 mos.
- Doe Kid, 12 to 24 months, not kidded
- Doe, 12 to 24 months, kidded
- Doe, 2 yrs. to 3 yrs, kidded
- Doe, 3 yrs to 4 yrs, kidded
- Doe, 4 yrs and older, kidded
- Meat Goat, light weight
- Meat Goat, medium weight
- Meat Goat, heavy weight
- Produce of Dam; 2 offspring; from one dam, any age. Note the dam on the entry
- Dam and Offspring, Doe & 1 offspring of any age.
- Get of Sire; 3 offspring of one sire, any age. Note sire on entry.
- Herd; 3 does owned by the same exhibitor

### Ribbon Lots

JUNIOR CHAMPION- Classes 1- 5

RESERVE JR CHAMPION- Classes 6- 9

SENIOR CHAMPION- Classes 6- 9

RESERVE SR CHAMPION- Classes 6- 9

GRAND CHAMPION MEAT DOE

CHAMPION- MEAT GOAT Classes 10-12

Special Cash Award of \$50 presented to the Grand Champion Meat Doe by Tri-R Ranch.

Special Cash Award of \$50 presented to the Champion Meat Goat by Tri- R Ranch

## Division E: Rabbits

Superintendent Aryles DeLoyola,  
541-592-4865

**The Open Show will be a 1 day show.**

**Please contact superintendent for entries and regulations.**

## DIVISION F: SWINE

Supt. Denise Kyker, 541-664-7675

### Division F Rules:

**Show is Wednesday August 14th • 9am**

- Entries close August 2nd.
- Entry fees are \$6 per animal per lot and must be paid by entry closing day. Pen requests must be written on the entry form. Fees and completed entry forms must be processed in the Fairgrounds Office by 5pm July 27th. **No late entries.**
- All swine entries must be accompanied by the name of the owner; and name, recorded number and date of birth of each animal; and the names and numbers of the sire and dam of the animal.
- Animals are accepted for exhibit from 6am Tuesday before Fair in the Swine Barn and must be checked in by 9am Wednesday (see map). Animals are released from Fair after 11pm on Saturday.
- All animals will be inspected by the Fair veterinarian before being accepted for exhibit. All livestock must comply with the requirement for health certificates inoculations, tests and general health. Any animal with any sign of abscess, swelling or inflammation or any other health concern will be dismissed from the Fair and must be taken home. Any animal developing such a condition during Fair must be removed immediately following the Fair veterinarian's recommendation.
- All Open Division Livestock Rules apply. All swine must be vaccinated against erysipelas and leptospirosis according to vaccine manufacturer's recommendations.
- Animals must be clean & in the barn on display from 10am-9pm each day of Fair. All animals are to be identified for the public.
- All pigs shown in group lots must also be shown in individual lots.
- Exhibitors are limited to two (2) premium and/or ribbon awards in any one lot.
- Premium money must be picked up on Sat., 10am-Noon, under the Grandstands by the division supt. money is not available at any

other time. See your superintendent.

11. Trucks and trailers may be parked in designated area for this year's fair.

### Classes:

- |              |                     |
|--------------|---------------------|
| 1. Duroc     | 2. Hampshire        |
| 3. Yorkshire | 4. Other Registered |
| 5. Crossbred |                     |

### PREMIUM LOTS:

**1st = \$12 • 2nd = \$10 • 3rd = \$8**

- Boar, Jan.- farrowed during 1/2018
- Boar, Feb.- farrowed during 2/2018
- Boar, March- farrowed during 3/2018
- Boar, April- farrowed during 4/2018
- Gilt, Fall- farrowed between 6/1 - 12/31/17
- Gilt, Jan.- Farrowed during Jan. 2018
- Gilt, Feb.- farrowed 2/2018
- Gilt, March- farrowed during 3/2018
- Gilt, April- farrowed during 4/2018
- Junior Get-of-Sire; four (4) animals. January pigs or younger by the same sire, all bred and owned by exhibitor.
- Young Herd; One (1) Boar, January pig or younger; and two (2) Sows, not over Fall pigs, all bred and owned by one exhibitor.
- Best Pair; either sex, January pigs or younger, bred and owned by exhibitor

### Ribbon Lots:

Champion Boar  
Reserve Champion Boar  
Grand Champion Boar  
Champion Sow  
Reserve Champion Sow  
Grand Champion Sow  
Best Display

If a Lot is greater than 7, it will be split.

### PEE-WEE SWINE SHOW

**Thursday 4pm • JLB Show Ring**

Youngsters ages 2 to 6 accompanied by a parent or authorized adult may show weanling pigs. Sign in with the division superintendent.

## DIVISION H: POULTRY SHOW

Supt. Tracy Fall, 541-290-0727

Premium money will be picked up by the superintendent under the Grandstands from 10am-12 Noon.

### Division H Rules

- Entries close 5pm, August 2nd.
- Entry Fee: \$2 per bird per lot. Entry fees are non-refundable
- Adult, 14 years & up; Youth, 6-13 years  
Please write "adult" or "youth" on your entry

## 2018 SOUTHERN OREGON BARROW SHOW

**Open market hogs need to be in their pens by 8am on Tuesday, August 13th. Open market hogs will start weighing in w/4-H/FFA market hogs on Tues., Aug. 13th at 7am**

- Entries limited to the first 45 pigs. Entries close August 1st. Fee is \$15 per head. No late entries. No exceptions. Checks made out to SOPP: Mail to superintendent.

**Denice Kyker : PO Box 3791, Central Point, OR 97502 • 541-664-7675**

- Enclose 2 checks, one made out to Alpine Meats for \$65, and one made out to SOPP for \$15 which will be sent to the above address in 1 envelope with market show entry form.
- Exhibitors are responsible for all fees for hanging, cutting & wrapping. If the carcass is going to a different butcher it is the exhibitors responsibility to pick it up from Doug White and transport it. The exhibitor needs to call Doug at 541-660-6699 and set up their cutting instructions.
- Weight requirements are 230 - 290 lbs.
- Carcass will meet National Pork Producers guidelines.
- Awards will be presented at further notice.
- All moneys with be returned as prize money, with exception of \$65 butcher fee to Alpine, as well as fuel to get hog to kill facility.
- SOPP fee is non refundable, but \$65 butcher fee will be refunded if pig is scratched. Contact Denice Kyker at the number above if you are scratched. Be sure your pigs are washed and ready to go to the show ring **Wednesday morning at 9am.**



# Open To The Public Divisions

form and exhibitor tags

4. Complete all parts of the entry form & cage tag, especially your age and phone number.

5. Birds are accepted for exhibit on Tues. before Fair from 6-9pm

6. All birds will be entered according to Class and Lot numbers as stated in "Breeds and Classes" below.

7. All birds must have a numbered leg band and have that number recorded on the entry form. Leg Bands may be found at

**[nationalband.com](http://nationalband.com), [mcmurrayhatchery.com](http://mcmurrayhatchery.com),  
[poulttrysupplies.com](http://poulttrysupplies.com),  
[foyspigeonsupplies.com](http://foyspigeonsupplies.com)**

8. All birds must be free from any sign of disease or lice. A clinical inspection will be given every bird at check-in, and must pass inspection to be accepted for exhibit.

9. No bird shall be vaccinated with any live virus, including Newcastle virus, within 45 days prior to entry.

10. All birds will be Pullorum Typhoid tested free of charge after judging, in accordance with Oregon Dept. of Agriculture.

11. All birds will remain in coops unless showing.

12. All birds will remain in their coops until checkout. Checkout will be at 10pm Sat. and from 9am-Noon on Sun. after Fair.

13. All birds will be fed and watered by superintendents and helpers.

14. An exhibitor is limited to 35 birds

15. All birds are entered in the fair at the owner's risk.

16. Superintendents have final decision

17. All general rules and regulations apply.

## PREMIUM CLASSES ARE 1- 14

1st = \$3 • 2nd = \$2 • 3 = \$1

## BREEDS AND CLASSES LARGE BREEDS

1. **American Class:** Plymouth Rocks, Dominiques, Wyandottes, Javas, Rhode Island Reds, Rhode Island Whites, Buckeyes, Chanteclers, Hollands and Delawares.

2. **Asiatic:** Cochins, Langshans, Brahmas

3. **English:** Dorkings, Red Caps, Cornish, Orpingtons, Sussex and Australorps

4. **Mediterranean:** Leghorns, Minorcas, Spanish, Andalusians, Aconas, Sicilian Buttercups, Catalanans

5. **Continental:** Hamburgs, Campines, Lakenvelders, Polish, Hondans, Crevecoeurs, LaFleche, Faverolles, Welsummers and Barnevelders

6. **All Other Standard Breeds:** Modern Game, Old English Game, Sumatras, Malays, Cubalayas, Phoenix, Yokohamas, Aseels, Shamps, Sultans, Frizzles, Naked Necks, Araucanas, Ameraucanas

## BANTAM BREEDS

7. **Modern Game Class:** Modern Game

8. **Game Class:** American Game and Old English Game

9. **Single Comb, Clean Legged (SCCI):** Anaconas, Andalusians, Australorps, Campines, Catalanans, Delawares, Dorkings, Dutch, Frizzles, Hollands, Japanese, Javas, Jersey Giants, Lakenvelders, Lamonas, Leghorns, Minorcas, Naked Necks, New Hampshires, Orpingtons, Phoenix, Plymouth Rocks, Rhode Island Red, Spanish, Sussex

10. **Rosecomb Clean Legged (RCCI):** Anaconas, Antwerp Belgians (D'Anvers), Dominiques, Dorkings, Hamburgs, Leghorns,

Minorcas, Red Caps, Rhode Island Reds, Rhode Island Whites, Rosecombs, Sebrights, Wyandottes

11. **All Other Comb Clean Legged (AOCCL):** Ameraucanas, Araucanas, Buckeye, Chanteclers, Cornish, Crevecoeurs, Cubalayas, Houdans, La Fleche, Malays, Polish, Shamos, Sicilian Buttercups, Sumatras, Yokohamas

12. **Feather Legged (FLB):** Booted Brahmas, Cochins, Crevecoeurs, Cubalayas, Houdans, La Fleche, Malays, Polish, Shamos, Sicilian Buttercups, Sumatras, Yokohamas

13. **Waterfowl & Large Fowl:** Ducks, Geese, Turkeys, Guineaes

14. **Pigeons:** All Breeds

## Ribbons Only

15. **Commercial Class:** Sex Links, Cuckoo Maran, Red Star, Black Star, Cornish X, Etc.

16. **Pee Wee Showmanship:** Age 13 & under.

## Lots

1. Cock (1 year old or older)
2. Hen (1 year or older)
3. Cockerel (under 1 year)
4. Pullet (under 1 year)
5. Trio- Young: (1 cockerel, 2 pullets)
6. Trio- Old (1 Cock, 2 hens)
7. Old Drake (1 year and older)
8. Old Duck (1 year or older, female)
9. Young Drake (under 1 year)
10. Young Duck (under 1 year, female)
11. Old Gander (1 year or older)
12. Old Goose (1 year or older)
13. Young Gander (under 1 year)
14. Young Goose (under 1 year)
15. Old Tom Turkey (1 year or older)
16. Old Hen Turkey (1 year or older)
17. Young Tom Turkey (under 1 year)

## OPEN PIGEON SHOW

1. Open to all pigeons. Entrants must fill out open show form and pay entry fees.

2. All general Fair & Div. H rules apply.

## Lots

- |               |              |
|---------------|--------------|
| 1. Old Cock   | 2. Old Hen   |
| 3. Young Cock | 4. Young Hen |

## Groups

(as listed by the National Pigeon Assoc.)

- |                       |           |
|-----------------------|-----------|
| 1. Form               | 2. Wattle |
| 3. Croppers & Pouters | 4. Color  |
| 5. Owls and Frills    |           |

- |                                      |              |
|--------------------------------------|--------------|
| 6. Tumblers, Rollers and High Flyers |              |
| 7. Trumpeters                        | 8. Structure |
| 9. Syrian                            | 10. Doves    |

## CHAMPION AND RESERVE OF SHOW

## POULTRY BREED ID CONTEST

- Open to all children, 19 yrs. & under
- Prizes for Novice, Junior, Intermediate and Senior
- Date & times posted in the Poultry Barn
- Results will be posted in the barn after the contest.

## NON-LIVESTOCK OPEN DIVISIONS

### DIVISION J: GRANGE EXHIBITS

**Agriculture Building**

Supt. Darlene Anderson, 541-597-4486

### Division J Rules:

1. Exhibit set-up will be from noon to 6pm Sunday before the fair and 9 am to 7 pm Monday and Tuesday before the Fair. All

Exhibits must be ready for judging by 5 pm Tuesday before the Fair. Removal time is from 9am till noon Sunday after the Fair.

2. Each Exhibit must emphasize at least one of three areas of Grange work: Agriculture, Community Service, or Legislative Activities.

3. Each display shall clearly contain one (1) Grange emblem at least 6 inches tall.

4. An Exhibit shall have a clearly identified theme. It is not mandatory, but suggested to follow the current theme of the fair, for 2019, **"Honoring Our Veterans, Yesterday, Today and Tomorrow."**

5. No alcohol products or scenes depicting the use of alcohol will be allowed. Agricultural crop representation will be permitted.

6. No offensive material (such as, manure, spoiled or unsightly produce) shall be used in exhibit.

7. No exhibit shall depict any idea or concept contrary to Grange beliefs, policy or principles.

8. Each grange shall be provided an 8'x8' space on the floor level with wall space above. Tables may or may not be used in your display. If tables are used, they may be 6' or 8' in length (the fair provides 8' tables). Use of fair's tables must be requested in advance of set-up to the fair maint. team. If using 6' tables, you must bring you own. Tables must be covered w/attractive skirting to hide the leg area below.

9. Grange judging will be held the night before opening day at 5pm. Exhibits must score a minimum of 50 points from the booth examiners to qualify for cash awards.

10. Exhibits will be examined by one member from each Grange that has prepared their own

booth. Persons working on booths will be ineligible to judge. If a minimum of three grange judges cannot be found, three independent persons may be selected from the building attendees to determine if the booths meet the minimum requirements only. No place scores will be given by this judging panel. Final placing scores will be tabulated by the Pomona Fair Committee Chairperson.

11. Exhibits will be examined for content as follows:

A. Visualization of Message - does the exhibit represent the fair theme and grange to the viewer? 40 points

B. Artistry and Neatness - center of interest, balance, simplicity, color, effective use of materials and plant products. 30 points

C. Originality - is the basic concept of the exhibit original? 30 points

D. Ballots shall be provided on the first day of the Fair for the general public to choose People's Choice Award with one winner only. Winner will receive the majority of votes from the ballots collected by 8pm on first day of the Fair.

12. All qualifying exhibits shall be awarded a cash premium. Ribbons will be awarded on a graduated basis from 1st to 7th place based on judging panel's tabulated scores.

1st \$50.00 and Ribbon

2nd \$50.00 and Ribbon

3rd \$50.00 and Ribbon

4th \$50.00 and Ribbon

5th \$50.00 and Ribbon

6th \$50.00 and Ribbon

7th \$50.00 and Ribbon

Superintendent's Award is \$25.00 and

**Wild River**  
**PIZZA**  
**HANDCRAFTED FOOD & ALE**

Cave Junction • Brookings  
Grants Pass • Medford

*Supporting the youth of the  
Rogue Valley since 1975*



**wildriverbrewing.com**  
**Fresh, Local & Distinctive**



# Open To The Public Divisions

Ribbon Junior Grange 1st place \$50.00 and ribbon.

Junior Grange 2nd place \$50.00 & ribbon.

People's Choice Award sponsored by Booth Insurance \$100.00 and Ribbon

If POMONA Grange chooses to display with a booth, it must represent all Granges under its authority.

No Cash premium will be given for Pomona's booth; however a Ribbon can be awarded for representation.

Exhibit booth judging will be announced but not posted until People's Choice ballot has been completed. All ribbons will be posted at the same time.

People's Choice will be held on day one of the fair from 10am to 8pm with results posted by 10pm of the same day.

People's choice ballots will be tabulated by the Fair Committee chairperson and one other random grange member. All ribbons posted at the same time.

Superintendent's award will be announced at first Pomona meeting following fair.

No grange name or identifying representation will be permitted prior to judging.

## DIVISION L: FLOWERS DESIGN AND HORTICULTURE

**Floral Building**  
Coordinator Nancy Lester, 541-476-4334

### Division L Rules:

1. Entries will be accepted on Tuesday before Fair from 12 noon-6:30pm.
2. All entries must have been grown by the exhibitor for at least 60 days. Arranger need not grow plant material for Floral Designs.
3. Container plant care will be provided by the superintendents.
4. Separate entry forms are required for each class.
5. Judging will take place on Wed. 7am- 10am.
6. Competition is open to any amateur grower in Southern Oregon.
7. Exhibitors may enter more than one entry in a lot if the entries are different species, varieties, or colors as appropriate. Class supts. will make the final decision on valid entries.
8. Variety names should be furnished when possible and are required in any exhibit to be considered for the Best in Show award.
9. Containers for cut flowers will be supplied by the Fair. If you use your own container, mark the upper left corner of your entry tag with a red "X" & put your name on the container bottom.
10. All exhibits are under the supervision of the Flower Show Bldg. Coordinator and may not be moved or removed except by the class

superintendents. Exhibits that deteriorate to less than show quality will be removed by the superintendents.

11. Exhibitors may replace spent flowers between 8am-9am on Fair days. Call your coordinator to arrange.

12. If there are 3 or more entries of a plant or flower type not listed in a lot, a new lot may be created for them on entry day by the superintendent. Eligible for ribbons only.

13. Exhibits and awards must be picked up between 9am-11am on Sunday, August 18th. After 11am the entries will be moved.

Check with the Fair Office for pickup location and time.

### SPECIAL SPONSORED AWARDS:

Awards are \$10 cash or gift certificate. Best of Show Adult Design is \$25 gift certificate.

1. Best Junior Cut Flower, Illinois Valley Garden Club (I.V.G.C.)
2. Best Junior Potted Plant, I.V.G.C.
3. Best Junior Dish Garden and Plant Collection, Sharon Snyder
4. Best Sunflower, Farmer's Building & Feed Supply
5. Best Annual Cut Flower, Grants Pass Garden Club (G.P.G.C.)
6. Best Perennial Cut Flower, Zerwer Family
7. Best Shrub or Vine Cut Flower, (G.P.G.C.)
8. Best of Show Cut Flower, (G.P.G.C.)
9. Best Dahlia, Redwood Nursery
10. Best Gladiolus, Redwood Nursery
11. Best Lily, Kelley and Don Brandeau
12. Best of Show Dahlia, Gladiolus, or Other Bulb, (G.P.G.C.)
13. Best Hybrid Tea or Grandiflora, Rogue Valley Rose Society
14. Best Floribunda, I.V.G.C
15. Best Old Garden or Shrub Rose, Farmer's Building and Feed Supply
16. Best Miniature/Miniflora, Mike Zerwer
17. Best of Show Rose, Rogue Valley Rose Society
18. Best Foliage Potted Plant, Redwood Nursery
19. Best Potted Plant in Bloom, Kelley and Don Brandeau
20. Best Dish Garden and Plant Collection, Mike Zerwer
21. Best of Show Potted Plant, Kelley and Don Brandeau
22. Best Cut Hosta, Sandy Schramm
23. Best Cut Fern, I.V.G.C.
24. Best Cut Grass, Edith Martin
25. Best Any Other Perennial Cut Foliage, Sandy Schramm
26. Best of Show Perennial Cut Foliage, Sandy Schramm
27. Best Novice Design, Probst Flower Shop
28. Best Amateur Design, Probst Flower Shop
29. Best Miniature/Small Design, Judy's Florist & Gifts.
30. Best of Show Adult Design, Umpqua Bank (\$25)
31. Best Junior Design, Judy's Florist & Gifts
32. Suzy Twist-Powell Award for Most Blue Ribbons Overall, Greg Powell

### HOW TO CHOOSE THE BEST FLOWERS FOR THE SHOW

Cut flowers early Tues. morning (entry day). Foliage is not allowed for most entries. See specific Lot number for directions.

Most flowers should be cut as they are just about to open. Cut stems at an angle and plunge them immediately into very warm water. Leave the blooms in the warm water, and put the container in a cool place for at least 3 hrs. Bring the blooms to the Fair in water. For specific info., call a superintendent.

### CLASS 1A AND 1B - JUNIOR CUT FLOWERS & POTTED PLANTS

**Supt. Nancy Alex, 541-592-4577**  
CLASS 1A - EXHIBITORS UNDER AGE 12  
CLASS 1B - EXHIBITORS AGES 12-17

#### Cut Flowers

##### Lots:

- |              |                          |
|--------------|--------------------------|
| 1. Cosmos    | 2. Marigold              |
| 3. Hydrangea | 4. Petunia               |
| 5. Sunflower | 6. Zinnia                |
| 7. Rose      | 8. Pansy                 |
| 9. Any Bulb  | 10. Any other cut flower |

#### Potted Plants

11. Any plant with foliage
12. Any plant with blossoms
13. Succulent
14. Cactus

**Dish Gardens & Plant Collections** - 3 or more plants in 1 container, alike or different. Only one entry per person will be accepted in each lot. For lots 15, 16, and 18, the maximum size of container is 22 inches wide and long, or 22 inch diameter, by 12 inches deep.

15. Fairy Garden - A dish garden. Must include at least 1 fairy, and may include other accessories, in scale with plants.

16. Mini Garden - A mini landscape in an open container. Accessories are permitted, in scale with the plants. A 3"x5" card explaining theme is permitted.

17. Terrarium - A mini landscape in a transparent container. All plant material must be inside the container. Accessories permitted.

18. Plant Collection - No accessories or figurines permitted.

### CLASS 2 - CUT FLOWERS

**Supts. Ann Depue, 541-592-6523 and Kathy Simmons, 541-592-6009**

One stem only, up to 18" long including the flower, unless otherwise stated

#### Cut Flowers - Annuals

##### Lots:

1. Amaranthus, one plume
2. Celosia, plumed or crested
3. Cosmos, any type
4. Marigold, dwarf, any color
5. Marigold, tall, any color
6. Pansy, 2 stems alike or assorted, foliage allowed
7. Petunia, single, any color
8. Petunia, double, any color
9. Sunflower, yellow or gold, diameter up to 7"
10. Sunflower, yellow or gold, diameter greater than 7"
11. Sunflower, red, brown, or other dark color, diameter up to 7"
12. Sunflower, red, brown, or other dark color, diameter greater than 7"
13. Sunflower, bicolor, diameter up to 7"
14. Sunflower, bicolor, diameter greater than 7"
15. Sunflower, "Teddy Bear" type
16. Sunflower, Any other type not listed
17. Viola, 3 stems alike or assorted, foliage allowed
18. Zinnia, dwarf, any color
19. Zinnia, tall, any color
20. Any other annual flower not listed

#### Cut Flowers - Perennials

##### Lots:

21. Coreopsis
22. Dianthus
23. Echinacea (Cone Flower), single, any color
24. Echinacea (Cone Flower), any other type and color
25. Gaillardia
26. Geranium (Pelargonium), Martha Washington type, foliage allowed
27. Geranium (Pelargonium), any other type
28. Lavender, 3 stems
29. Penstemon
30. Phlox
31. Rudbeckia, single, any color
32. Rudbeckia, any other type and color
33. Statice
34. Verbena
35. Veronica (Speedwell)
36. Salvia
37. Any other perennial flower not listed

**Cut Flowers - Shrubs and Vines: The common butterfly bush, *Buddleia davidii*, all colors, has been declared an invasive species and may no longer be entered. Other *Buddleia* species are allowed.**

##### Lots:

38. Brugmansia (Datura) (Angels Trumpet)
39. Crepe Myrtle
40. Hibiscus
41. Hibiscus, "Rose of Sharon"
42. Hydrangea, Macrophylla, Mop Head Type
43. Hydrangea, Macrophylla, Double/Triple Flower Mop Head Type
44. Hydrangea, Macrophylla, Lace Cap Type
45. Hydrangea, Macrophylla, Double/Triple Flower Lace Cap Type
46. Hydrangea, Paniculata, Solid Cone Type, 30" stem max
47. Hydrangea, Paniculata Lacy Type, 30" stem max
48. Hydrangea, Quercifolia (Oakleaf), Single flowers type, 30" stem max
49. Hydrangea, Quercifolia (Oakleaf), Double flowers type, 30" stem max
50. Hydrangea, any other type not listed
51. Any other flowering shrub
52. Any other flowering vine

### CLASS 3 - DAHLIAS, GLADIOLUS, TUBERS & OTHER BULBS

**Supts. Susan Hanna, 541-471-8026 and Kathy Warner, 541-592-3029**

#### Rules for Dahlias

1. Should have a pair of leaves attached. Must be grown disbudded except for Miniature size and smaller.

2. Name should be used if possible.

##### Lots:

#### Dahlia

1. Decorative, Formal and Informal, Diameter up to 7"
2. Decorative, Formal and Informal, Diameter greater than 7"
3. Cactus and Semi-Cactus, Diameter up to 7"
4. Cactus and Semi-Cactus, Diameter greater than 7"
5. Pom-Pom and Ball
6. Collarette
7. Bedding Dahlias, sometimes grown as annuals
8. Any other types not listed





# Open To The Public Divisions

## Gladiolus

*At least 5 florettes should be green and at least 4 should show color, for best scoring.*

9. Gladiolus, single, any color
10. Gladiolus, bicolor, tricolor, or butterfly, any color

## Lilies, Tubers, and Other Bulbs

11. Amaryllis belladonna (Naked Lady)
12. Canna, Lily-like flower
13. Oriental Lily (Stargazer, Casa Blanca, other)
14. Trumpet Lily, one stem 3 open flowers
15. Any other hybrid lily
16. Tuberous Begonia
17. Any other bulb, corm, tuber, or rhizome

## CLASS 4 - ROSES

**Supt. Dave Erickson, 503-702-1726**

*NAMED ROSES: All entries must be named, one stem with one bloom and no side buds except where otherwise stated.*

## POINT SCORING SYSTEM

*Form (high center, circular) 25*

*Color (true to variety) 20*

*Substance (freshness) 15*

*Stem and Foliage (straight and healthy) 20*

*Balance and Proportion*

*(stem displays bloom at best) 10*

*Size (true & variety) 10*

## Lots:

### Hybrid Tea and/or Grandiflora

1. White
2. Yellow, Yellow Blend
3. Apricot, Apricot Blend
4. Orange, Orange Blend, Orange Red
5. Pink, Pink Blend
6. Medium Red
7. Dark Red
8. Red Blend
9. Any other color
10. 3 stems, same or different variety

## Floribunda

11. White, Yellow, or blends
12. Apricot, Oranges, or blends
13. Pink, Reds, or blends
14. Any other color
15. One spray, any color. Must have 2 or more open blooms. Side buds permitted.

## Old Garden and Shrub

*1 stem with 1 bloom, or 1 spray with at least 2 open blooms. Side buds permitted.*

16. Old Garden Rose (Moss, Bourbon, Damask, and other)
17. Classic or Modern Shrub including David Austin

## Miniature/Mini-flora

*Entry tag must identify miniature or mini-flora.*

18. White, Yellow, or blends
19. Apricot, Oranges, or blends
20. Pink, Reds, or blends
21. Any other color
22. One spray, any color. Must have 2 or more open blooms. Side buds permitted.

## Unidentified Roses

*Name not known; 1 stem with 1 bloom or 1 spray with at least 2 open blooms, side Buds permitted. These entries will not be eligible for the Best of Show award.*

23. White
24. Yellow or Yellow blends
25. Pink or Pink blends
26. Red or Red blends
27. Oranges or orange blends
28. Any other color
29. Miniature/Mini-flora, any color

## CLASS 5 - POTTED PLANTS

**Supts. Edith Martin, 541-592-2941 and Darlene Milner**

## Rules

*a. Pots must be clean.*

*b. Plants must be clean & free of bugs. Plants with bugs cannot be accepted for entry.*

## Lots:

1. African Violet, any type
2. Begonia, tuberous
3. Begonia, any other
4. Bonsai
5. Bromeliad
6. Cactus, Christmas (Schlumbergera)
7. Cactus, any other type
8. Calla Lily
9. Chinese Evergreen
10. Coleus, any type
11. Croton
12. Diffenbachia
13. Dracaena
14. Fern, Asparagus
15. Fern, any other type
16. Fuschia, in bloom, any type
17. Geranium, in bloom, Martha Wash. type
18. Geranium, in bloom, any other type
19. Hosta
20. Hoya (Wax Plant)
21. Ivy, any type
22. Jade Plant
23. Maranta (Prayer Plant)
24. Oxalis, blooming
25. Peace Lily
26. Pepperomia
27. Philodendron
28. Sanservia (Snake Plant, Mother-in-law Tongue)
29. Spider Plant
30. Succulent, hens/chickens
31. Succulent, any other type
32. Tradescantia (Wandering Jew)
33. Any foliage plant not listed
34. Any plant in bloom not listed

**Dish Gardens and Plant Collections-** 3 or more plants in 1 container, alike or different. Only one entry per person will be accepted in each lot. For lots 35, 36, and 38, the maximum size of container is 22 inches wide and long, or 22 inches diameter, by 12 inches deep.

35. Fairy Garden - A dish garden. Must include at least 1 fairy, and may include other accessories, in scale with plants.

36. Mini Garden - A mini landscape in an open container. Accessories are permitted, in scale with the plants. A 3x5 card explaining theme is permitted.

37. Terrarium - A mini landscape in a transparent container. All plant material must be inside the container. Accessories permitted.

38. Plant Collection - No accessories or figurines permitted.

## CLASS 6 - PERENNIAL CUT FOLIAGE

**Supt. Dee Qualls, 541-287-2111**

## Hostas

- a. No Blooms
- b. Variegated - 2 or more colors on a leaf

## Lots:

1. Hosta, small leaves (up to 5"L), one color
2. Hosta, small leaves (up to 5"L), variegated
3. Hosta, medium leaves (over 5" to 9" long), one color
4. Hosta, medium leaves (over 5" to 9" long), variegated
5. Hosta, giant or large leaves (over 9" long), one color
6. Hosta, giant or large leaves (over 9" long),

variegated

## Ferns - one frond

7. Asplenium (mother, birds nest, etc.)
8. Athyrium (lady, Japanese painted, etc.)
9. Dryopteris (wood fern)
10. Holly Fern (any type)
11. Maidenhair (any type)
12. Matteuccia (ostrich fern)
13. Osmunda (cinnamon or royal fern)
14. Pteris (table fern)
15. Sword, Boston
16. Woodwardia (giant chain fern)
17. Any other fern

## Grasses and Other Grass-like Plants

*a. May include stems with flowers or seeds*

*b. Three blades or stems*

*c. If grass is over 30" long, exhibitor must provide their own stable, weighted container.*

18. Carex (sedges)
19. Chasmanthium (sea oats, bamboo grass)
20. Festuca, ornamental
21. Juncus (rushes)
22. Liriope & Ophiopogon (lilyturf, mondo)
23. Miscanthus (maiden, silver, zebra, etc.)
24. Pennisetum (fountain grasses)
25. Phalaris (ribbon grass)
26. Phormium (New Zealand Flax)
27. Typha (cat tail)
28. Any other grasses or grass-like plants

## Other Perennials

29. Any other outdoor grown cut perennial foliage (not to include tree/shrub foliage)

## CLASSES 7 AND 8 - FLORAL DESIGN

*The Design Theme is "Folk and Fairy Tales"*

**Design Supt. Mike Zerwer, 541-955-5076**

**Design Consultant**

**Gena Goddard, 541-482-5341**

## General Rules:

1. All general rules and regulations apply.
2. Arranger need not grow plant material for designs. All designs must contain some plant material.
3. No artificial flowers, foliage, fruits, or vegetables are permitted.
4. National flags, religious symbols, feathers of migratory birds, natural nests, and live animals are not permitted.
5. Fresh flowers in show condition are to be used in all designs unless schedule specifies otherwise.
6. Fresh plant material may never be treated. Dried materials may be colored or otherwise treated.
7. Accessories are permitted.
8. Unless otherwise specified, exhibitors may choose materials and designs.
9. Dried line material may be used with fresh flowers, unless lot specifies "all fresh".
10. Backgrounds are not allowed unless speci-

fied.

11. Designers are encouraged to condition the plant material well, and to choose materials that will have good longevity for the four (4) days of the show.

12. There is no height limitation. Width limit is 24". Designs are placed on 30" deep tables covered with white plastic and shown against white walls.

13. HWD means "Height, Width, and Depth" for Petite Designs.

14. For Petite Designs, SCALE will be emphasized.

## SCALE OF JUDGING

### POINTS FOR ALL DESIGNS

Conformance to schedule 20 points

Design - elements and principle 42 points

Distinction - Markedly superior in all respects 16 points

Artistic Concept - Selection and organization 12 points

Expression - Interpretation of lot by exhibitor 10 points

Total 100 points

1 Blue ribbon per lot number, 90 points or above, 1st place

1 Red ribbon per lot number, 85-89 points, 2nd place

1 Yellow ribbon per lot number, 80-84 points, 3rd place

1 or more White ribbons per lot number, 75-79 points, Honorable Mention

## CLASS 7 - DESIGN FOR ADULTS

**For assistance call Design Consultant or Design Superintendent**

**Novice Lots:** (Anyone who has won 5 or less Blue Ribbons. Novices may compete in Amateur Lots.)

1. LITTLE MATCH GIRL - Choice of Design using one bloom, other foliage allowed.

2. RAPUNZEL - Traditional Line or Line Mass Design. Choice of plant material.

3. PUSS IN BOOTS - Choice of Traditional, Creative or Asian Manner Design using a food can for the container. The can may be painted or altered. Choice of fresh plant material (see rule 9).

4. THE WATER MOTHER - Asian Manner Design using a low container with visible water area. Asian Manner emphasizes simplicity in structure and restraint in plant material.

5. PINOCHIO - Creative Design using some string or twine. Choice of plant material.

**Amateur Lots:** (Anyone who has won 6 or more Blue Ribbons. Novices may also enter in these lots).

6. PETER PAN - Traditional Line or Line Mass, choice of plant material.

7. GOLDBLOCKS AND THE THREE BEARS -

**FRIENDS OF THE JOSEPHINE COUNTY FAIRGROUNDS**

**WEEKLY BINGO**

Come and Enjoy a Fun Filled Time with Friends

**WEDNESDAYS** - Open 4 pm • Games 6 pm

**SUNDAYS** - Open 10 am • Games Noon

All Cash Payout • Friends \$500 or WTA!

Sundays Warm Ups at Noon Regular Games at 1:00 pm

Plus every time you play you get an entry into a drawing for a \$300 prize, plus give aways!

**We will be CLOSED during the Josephine County Fair**



# Open To The Public Divisions

Traditional Mass Design using fresh plant material (see rule 9).

8. **THE BAMBOO CUTTER** -Asian Manner Design using a tall container. Choice of plant material.

9. **JACK AND THE BEANSTALK** - Choice of Creative Design using fresh and/or dried plant material. Creative Designs may include man-made and non-plant materials (see rule 3).

10. **LITTLE TIN SOLDIER** - Choice of Traditional or Creative Design, using a food can for the container. The can may be painted or altered. Choice of fresh plant material (see rule 9).

11. **SNOW WHITE** - Creative Design in which the plant material, the container, and other components may use only various shades of white or variegated white. Some black or grey may be used for contrast.

12. **ALICE IN WONDERLAND** - Featured Plant Material Design, emphasizing one plant species. Any part of the plant may be used (roots, stems, flowers, etc.). The focus must be on the chosen species but other subordinate components may be used. Name the species.

13. **THE WONDERFUL WIZARD OF OZ** - Creative Reflective Design with materials that reflect light. The reflective material is an integral part of the design and may include the container, shiny metal, plastic, paper, or pieces of mirror. A design placed in front of a mirror is not acceptable. Choice of plant material.

14. **EDWARD SCISSORHANDS** - Abstract Creative Design with choice of plant material. Creative Design with a dominance of abstraction. Plant and other materials are chosen for

the non-realistic, non-naturalistic (abstract) qualities. Fresh plant material may be abstracted by clipping, tying, folding, etc. (see rules 6 & 9). Man-made materials such as tubing, metal, plastic, etc., may be used in the design.

## PETITE DESIGN FOR ADULTS (SEE RULES 13 AND 14)

### Novice Lots:

15. **TOM THUMB** - Choice of Petite Design using fresh and/or dried plant material, not to exceed 5" HWD.

16. **THUMBELINA** - Creative Petite Design using all fresh plant material. Creative Designs may include man-made and non-plant materials. (See rule 3). Not to exceed 8" HWD.

### Amateur Lots:

17. **BLUE BEARD** - Choice of Petite Design using fresh and/or dried plant material, not to exceed 5" HWD.

18. **PETER AND THE WOLF** - Choice of Petite Design, choice of plant material, not to exceed 5" HWD.

19. **THE FROG PRINCE** - Asian Manner Petite Design in a low container with visible water area. Choice of plant material. Not to exceed 8" HWD.

20. **FATHER FROST** - Choice of Creative Petite Design, choice of plant material, not to exceed 12" HWD.

## CLASS 8 - DESIGN FOR JUNIORS UNDER AGE 18

Exhibitors under age 12 can compete in ALL class 8 lots.

For help call Design consultant or Design superintendent.

### Lots:

#### Exhibitors age 11 and under:

1. **LITTLE MERMAID** - Design with water showing. **No live fish.** Choice of plant material.

2. **SLEEPING BEAUTY** - Choice of design using a food can for the container. The can may be painted or altered. Choice of plant material.

3. **CHICKEN LITTLE** - Choice of Petite Design, choice of plant material. Not to exceed 8" HWD (see rule 13). Figurines allowed.

#### Exhibitors age 12-17:

4. **UGLY DUCKLING** - Underwater Design with some or all of the plant material submerged under water. Dominant focus of the design must be under the water. **No live fish.** Choice of plant material.

5. **ALLADIN** - Choice of design using a food can for the container. The can may be painted or altered. Choice of plant material.

6. **CINDERELLA'S SLIPPER** - Choice of Petite Design, choice of plant material. Not to exceed 8" HWD (see rule 13). Figurines are allowed.

## DIVISION M: HORTICULTURE

### Agriculture Building

Supt. Charlie Newsom, 541-472-8717

### Rules:

1. All general rules and regulations apply.
2. Entries will be accepted in the Agriculture Building on Tuesday before the Fair from 12 Noon to 6:30 PM.
3. A separate entry form is required for each class entered.
4. Exhibitors who want to reclaim their produce should mark an "X" on the back of their entry tag.
5. Entries will be released from 9 AM- Noon, the Sunday after Fair. Unclaimed entries remaining after Noon will be donated.
6. All Exhibits must have been planted, tended and harvested by the Exhibitor.
7. Exhibitors may submit only one entry in each lot.
8. Exhibitors must be 8 years old to receive cash awards. Exhibitors below that age will receive a special award ribbon to acknowledge their interest and hard work.

### Awards:

1. Each blue ribbon will be awarded \$5; red ribbon \$2; white ribbon \$1.
2. There will be NINE Best in Class awards, each with a special ribbon and a \$25 award.
3. Market Basket Awards include: blue ribbon \$15; red ribbon \$7; white ribbon \$5.
4. There will be ONE Best in Show award with a special ribbon and a \$100 award.

### EXHIBIT INFO. VEGETABLES & FRUITS:

1. All must be strictly in proper degree of development suitable for marketing. Good condition is another important value. These two points constitute the main basis on which entries are judged.
2. When more than one specimen is required in an entry, uniformity is important.
3. List the variety of each entry.
4. Beans must be tender and snap readily.
5. Rooted crops should be of medium size.
6. Sweet corn should be ready for eating.
7. No "ripe" cucumbers are acceptable in the slicing classes.
8. Summer squash must be mature, of medium size with a tender rind.
9. Winter squash should be immature, of

medium to large size with a hard rind.

10. Onions should be mature.

11. Tomatoes should be fully ripe but firm.

12. Remove stems from peaches, berries, tomatoes (except Heirloom) & all melon types.

13. To be eligible for awards in the "any other variety" category, fruit exhibits must be labeled as to variety.

14. Refer to OSU Ext. Circular, 4-H 2334 for individual vegetable requirements and prep.

15. Display trays will be furnished for vegetables and fruits.

16. Fruit should be as mature and as nearly developed as possible.

17. Berries should be displayed in pint baskets and as full as possible. Baskets will not be provided.

18. Variety names should be on the back of entry tags.

19. The judge has final say as to ribbons and awards.

### CLASS 1, 1A, AND 1B- VEGETABLES

CLASS 1 = EXHIBITORS 15 YRS. & OLDER

CLASS 1A=EXHIBITORS 8-14 YEARS

CLASS 1B =UNDER 8 YEARS

### Lots

1. Beans, green snap, 5 pods
2. Beans, yellow, 5 pods
3. Beans, Oregon Giant, 5 pods
4. Beans, horticultural or brightly colored, 5 pods
5. Beans, dried, any variety, pint glass (container not provided)
6. Beets, round type, 5 specimens, 1-3 inch tops
7. Cabbage, white, 1 specimen
8. Cabbage, red, 1 specimen
9. Carrots, long type, 5 specimens, 1-3" tops
10. Carrots, short type, 5 specimens, 1-3" tops
11. Corn, sweet, 2 ears, trim silk to 1" to expose half the ear
12. Corn, Indian, 2 ears, peel back all husks, expose all corn
13. Cucumber, lemon, 2 specimens
14. Cucumber, slicing, 2 specimens
15. Cucumber, burpless, hybrid. 2 specimens
16. Cucumber, pickling, 5 specimens 4" and under
17. Cucumber, Armenian, 1 specimen
18. Dill, 5 seed heads with stems
19. Eggplant, oval type, 1 specimen
20. Eggplant, elongated type, 1 specimen
21. Garlic, elephant, 1 specimen
22. Garlic, regular bulbs, 2 specimens
23. Grains
24. Gourd, ornamental variety, 1 specimen Large
25. Gourd, ornamental variety, 2 specimens Small
26. Herbs, any 3 varieties in water (container not provided)
27. Melon, honeydew, 1 specimen
28. Melon, muskmelon or cantaloupe, 1 specimen
29. Melon, other varieties, 1 specimen
30. Onions, bulb, red, 3 specimens
31. Onions, bulb, yellow, 3 specimens
32. Onions, bulb, white, 3 specimens
33. Onions, green, 5 specimens (1 bunch)
34. Okra, 5 specimens
35. Parsley, 5 specimens in water (container not provided)

## Chimney Cleaning

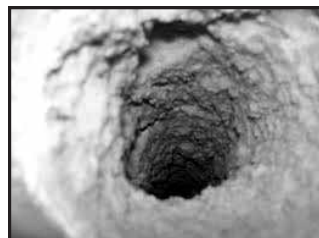


**Schedule now to beat the cold season cleaning rush. If you call in a month that ends in "ber"... you're too late!**

## Dryer Vent Cleaning

**Benefits of cleaning your dryer vent:**

- **Faster Dry Times**
- **Less Wear on Your Dryer**
- **Peace of Mind**



**Your dryer duct is a potential fire hazard. Do you know the last time it has been cleaned?**

**Call Today to Schedule  
Any of Our  
Cleaning Services.  
We'll Treat You RIGHT!**



**SMOKEY'S STOVES**

SERVING SOUTHERN OREGON SINCE 1976

WOOD • GAS • PELLET • FIREPLACE

**926 SW 6th Street, 541-476-2174**

9-5 MON-FRI • 10-4 SAT • CLOSED SUN

VISIT US ONLINE:

Lic. #20910

**www.smokeysstoves.com**

## NEW SERVICE Gutter Cleaning



**Have you ever thought about your gutters? They are easy to ignore! We will make sure they are clear for the fire and rainy seasons.**



# NEW AND IMPROVED YOUTH IN AG PROGRAM

REWARDS AND DISCOUNTS FOR  
4-H AND FFA STUDENTS



VISIT [WWW.GRANGECOOP.COM/YOUTH-IN-AG](http://WWW.GRANGECOOP.COM/YOUTH-IN-AG)



**GRANGE**  **CO-OP**  
Your Trusted Cooperative Since 1934



## Open To The Public Divisions

36. Pepper, Bell, 2 specimens, green
37. Pepper, Bell, 2 specimens, other than green
38. Pepper, Jalapeno, sweet, 5 specimens
39. Pepper, Sweet Banana, 5 specimens
40. Pepper, other varieties, sweet, 5 specimens (specify variety on entry form and hang tag)
41. Pepper, Anaheim, hot, 5 specimens
42. Pepper, Hungarian wax, hot, 5 specimens
43. Pepper, Jalapeno, hot, 5 specimens
44. Pepper, red, hot, 5 specimens (specify variety on entry form and hang tag)
45. Pepper, other varieties, hot, 5 specimens
46. Pepper, best pot (still growing)
47. Potatoes, long type, white, 5 specimens
48. Potatoes, round type, white, 5 specimens
49. Potatoes, round type, red, 5 specimens
50. Potatoes, other varieties, 5 specimens
51. Pumpkin, pie type, 1 specimen

52. Pumpkin, small type (other than pie), 1 specimen
53. Rhubarb, 5 stalks
54. Shallots, 5 specimens
55. Squash, scallop or white type, 2 specimens
56. Squash, yellow crookneck, 2 specimens
57. Squash, yellow straight neck, 2 specimens
58. Squash, Zucchini and Zucchini hybrids, green, 8" and under, 2 specimens
59. Squash, Zucchini and Zucchini hybrids, yellow, 8" and under, 2 specimens
60. Squash, Buttercup, 1 specimen
61. Squash, Table Queen (acorn type), 1 specimen
62. Squash, Butternut, 1 specimen
63. Squash, Delicata, 1 specimen
64. Squash, Hubbard, any variety, 1 specimen
65. Squash, banana type, 1 specimen
66. Squash, other variety, 1 specimen

67. Tomatillos, 5 specimens
68. Tomatoes, red, large slicing type, over 5", remove stems, 3 specimens
69. Tomatoes, red, small slicing type, under 5", remove stems, 3 specimens
70. Tomatoes, cherry, red variety, remove stems, 5 specimens
71. Tomatoes, cherry, other than red, remove stems, 5 specimens
72. Tomatoes, green, slicing type, remove stems, 3 specimens
73. Tomatoes, novelty type (incl. yellow pear, yellow plum), remove stems, 5 specimens
74. Tomatoes, paste, remove stems, 5 specimens
75. Tomatoes, heirloom variety, stems attached, 2 specimens
76. Watermelon, large type, 1 specimen
77. Watermelon, small type, 1 specimen
78. Vegetable oddity (shape, size etc.)
79. Other than listed

8. Grapes, table, black variety, 2 bunches
9. Grapes, wine, any variety, 2 bunches
10. Peaches, any variety, 5 specimens (specify variety on entry form)
11. Pears, any variety other than Asian, 5 specimens (specify variety on entry form)
12. Pears, Asian, 5 specimens
13. Plums, Prunes, any variety, 12 specimens
14. Raspberries, any variety, 1 pint, (Berry basket not provided)
15. Strawberries, any variety, 1 pint, (Berry basket not provided)
16. Other than listed

### CLASS 3, 3A AND 3B- NUTS

CLASS 3=EXHIBITORS 15 YRS. & OLDER

CLASS 3A EXHIBITORS 8-14 YEARS

CLASS 3B = EXHIBITORS UNDER 8 YEARS

#### Lots

1. Walnuts, any variety, unshelled, 20 nuts
2. Walnuts, any variety, shelled, 1 pint glass jar (jar not provided)
3. Filberts, any variety, unshelled, 20 nuts
4. Filberts, any variety, shelled, 1 pint glass jar (jar not provided)
5. Almonds, any variety, unshelled, 20 nuts
6. Almonds, any variety, shelled, 1 pint glass jar (jar not provided)

### CLASS 4, 4A AND 4B-BIG & TALL

A SPECIAL DISPLAY CATEGORY FOR THE LARGEST AND TALLEST PRODUCE

Class 4= Exhibitors 15 yrs. & older

Class 4A =Exhibitors 8-14 years

Class 4B=Exhibitors under 8 years

#### Lots

1. Cabbage, largest
2. Corn, field, tallest stalk

### CLASS 2, 2A AND 2B- FRUIT

CLASS 2 = EXHIBITORS 15 YRS. & OLDER

CLASS 2A= EXHIBITORS 8-14 YEARS

CLASS 2 B = EXHIBITORS UNDER 8 YRS.

#### Lots

1. Apples, early, any variety, 5 specimens
2. Apples, winter, any variety, 5 specimens
3. Blackberries, any variety, 1 pint. (Berry basket not provided)
4. Blueberries, any variety, 1 pint. (Berry basket not provided)
5. Crabapple, 5 specimens
6. Grapes, table, green variety, 2 bunches
7. Grapes, table, red variety, 2 bunches



**541-476-1424**

**Free Estimates!**

**www.riversidereadymixinc.com**



**FARMER'S  
ILLINOIS VALLEY  
ROGUE TRUSS**

**541-476-0851**

**FARMER'S**  
BUILDING, FEED & GARDEN SUPPLY

**Power Tools ~ Largest Milwaukee Dealer in So. Oregon • Lumber • Paint  
Windows, Doors & Garage Doors • Drywall • Plumbing  
Electrical • Roofing • Feed & Pet Supply • Farm & Ranch Supply  
LMF Feeds • Organic Feed • Noble Panels & Gates  
T-Posts & Fencing • EcoGrid ~ Mud Stabilization System  
Rental Department • Small Engine Repair Shop • Garden Center**



**ROGUE  
TRUSS SYSTEMS INC.**

**Rogue Truss ~  
Custom Built  
Trusses Per  
Order.**

Find us on

**Farmer's & Illinois Valley Building Supply**

CODE: A-Z10COUPON

**\$10 OFF**

**with minimum \$75 purchase**

\*Regular price items only. No power tools. Cannot be used in conjunction with other coupons or promotions. Limit 1 time per customer. Exp. 8/17/2019

MUST PRESENT COUPON



**ILLINOIS VALLEY**  
BUILDING & FEED SUPPLY



# —Open To The Public Divisions—

3. Corn, sweet, tallest stalk
4. Onion, largest
5. Pumpkin, largest
6. Squash, zucchini, largest
7. Sunflower, tallest
8. Sunflower, largest head
9. Tomato, largest
10. Any other vegetable or fruit that is too big to miss.

## CLASS 5- MARKET BASKET

A Collection of vegetables and/or fruit(s), and/or nuts, with or without flowers, **all grown by the exhibitor**, & displayed within a container.

Judging is based on the variety and quality of the collection, as well as the artistic and imaginative design of the entry. Award is given solely upon the judge's opinion.

## DIVISION N: WINES

### Agriculture Building

Supts. David Adams, 541-582-0330  
and Chris Williams 541-660-9732

### Rules:

1. All general rules and regulations apply
2. All exhibitors must be over 21 yrs. of age.
3. Entries are accepted in the Pavilion Sat. before Fair from 9am-1pm. Entries may be picked up Sun. after Fair from 9am-Noon. Exhibits left for one week will be discarded.
4. Special awards money will be awarded by the superintendents.
5. Wine must be in a standard wine bottle (750). Bottles may be labeled, but the label must be masked during judging.
6. No exhibitor may enter more than 12 bottles,

nor enter more than 2 entries per lot.  
7. Copies of the judge's sheets are available from the superintendent upon request.

### CLASS 1 LOTS

1. Blackberry Dry
2. Raspberry Dry
3. Peach Dry
4. Cherry Dry
5. Other Fruit Dry
6. Floral Dry
7. Vegetable Dry

### CLASS 2 LOTS

1. Cabernet Sauvignon
2. Cabernet Franc
3. Gamay
4. Gewürztraminer
5. Merlot
6. Muscat
7. Pinot Gris
8. Pinot Noir
9. Riesling
10. Sauvignon Blanc
11. Syrah
12. Zinfandel

### CLASS 3 LOTS

1. Sparkling Wines
2. Sweet Wines
3. Dessert Wines

### CLASS 4 LOTS

1. Liqueurs

**CLASS 5 WINE LABEL** - Cover the label on your bottle- it will be uncovered by the label judges. OR you can bring in a label separately for the competition. Be sure to include this Class and Lot on your entry sheet.

# EVICT THE CRITTERS TODAY!!



## FREE INSPECTIONS AND ESTIMATES

### RESIDENTIAL COMMERCIAL

## Save money AND win the battle against bugs!

- Termites
- Carpenter Ants
- Fungus, mold & dry rot
- Vapor Barriers
- Insulation
- Wood Beetles
- Rodents
- Spiders & all other pests
- We offer state-of-the-art wireless camera video inspection
- Our work is fully guaranteed
- We do termite & dry rot reports
- Over 30 years experience
- Member of the Oregon & National Pest Control Association

## Ask about our all natural & environmentally safe products.

# SPRING SPECIAL!!

# SAVE \$25

any general pest treatment  
\*new customer only



# 541-472-1094

712 NE 7th St., Grants Pass  
[www.aone-exterminators.com](http://www.aone-exterminators.com)

Licensed • Bonded • Insured • CCB#128399



## End of Season Sale!

Over 30 floor models discounted to make room for next year's models.



## The Wiseway Pellet Stove

- Non-Electric
- Gravity Fed
- Quiet
- Low Maint.
- Close Clearance
- EPA Approved
- UL Listed
- Mobile Home Approved
- Heats 2,000 sq.ft.
- Up to 31 hr. burn



See it in action at Smokey's!

Smokey's is carrying exciting **NEW** lines. Only the **BEST** in Pellet, Gas and Charcoal Cooking



**Your BBQ Headquarters**

Now carrying Sis-Q Energy Logs for Wood Stoves.



Out performs cordwood, for less!



## SMOKEY'S STOVES

SERVING SOUTHERN OREGON SINCE 1976

WOOD • GAS • PELLET • FIREPLACE

926 SW 6th Street, 541-476-2174

9-5 MON-FRI • 10-4 SAT • CLOSED SUN

VISIT US ONLINE:

[www.smokeysstoves.com](http://www.smokeysstoves.com)

Lic. #20910



# Open To The Public Divisions

## DIVISION O: HONEY AND HIVE PRODUCTS

Supt. Sharon Schmidt, 541-951-5595

### Rules:

1. All general Open Class rules apply. Your submitted exhibit indicates you have read and agree to abide by these rules and the rules of this competition.
  2. All exhibits must have been produced under direct management of the exhibitor and produced from the apiary of the exhibitor between September 2018 and August 2019.
  3. All honey exhibits must be purely produced by bees with no additives and be true to the entry category.
  4. Junior exhibitors (17 and under) are encouraged and will be judged against other junior exhibitors if there are at least 2 junior exhibitors.
  5. Exhibitors are limited to 1 entry per class and a maximum of 10 entries per person.
- NOTE: Class 401, 402 and 403 are eligible for one entry each.**
- ONE ENTRY MAY BE FOR EXAMPLE: 3 JARS OF THE SAME KIND OF HONEY (*Amber, for instance*) and judged on uniformity.
6. Entries will be judged according to the Oregon State Beekeepers Assoc. standards.
  7. Decisions by the judges are final.
  8. 1st, 2nd and 3rd place ribbons will be awarded according to merit. Judges reserve the right not to award ribbons if standards are not met. A ribbon for Best of Class or Show may be awarded.

9. Entries must be submitted on Tuesday, August 13, 2019 between Noon-6:30 pm to Charlie Newsome at the Agriculture Building.
10. Entries must be picked up Sunday August 18th from 9am-Noon from Charlie Newsome at the Agriculture Building. Fairgrounds personnel are not responsible for any entries not picked up by Sunday at noon.

### CLASS 1: YOUTH (17 YEARS AND YOUNGER)

- 101: Artistic Beeswax, molded or dipped (1 lb. minimum)
- 102: Beeswax, any other
- 103: Honey, extracted; any variety

- ### CLASS 2: BEEKEEPING PHOTO (a 8x10 mounted photo in a black frame)
- 201: Fair theme (2019 theme: "Honoring Veterans of Today, Tomorrow and Yesterday")
  - 202: Bees and their keepers
  - 203: Bees/Bee Colonies at work

- ### CLASS 3: BEESWAX
- 301: Artistic Beeswax, molded or dipped (no weight minimum)
  - 302: Beeswax block (1 block, 1 lb. or 1/2 lb. block)
  - 303: Beeswax candles, dipped. (Two 100% beeswax candles)
  - 304: Beeswax candles, molded. (Two 100% beeswax candles)

- ### CLASS 4: HONEY, EXTRACTED (ANY VARIETY)
- Extracted honey - 6 oz. (170 gm) min. uniformly filled to the threadline containers- one pint or quart glass or plastic Queenline or canning jar. Labeled.

- (Note: generally speaking,  
1 qt. honey = 3 lbs., 1 pt. honey = 1.5 lbs.)
- 401: Light      402: Amber      403: Dark
- Additional Information on honey. Jars should be filled up to the threads. If multiple jars are entered (this would be the case if the exhibitor is seeking to be judged on Production uniformity) they should be uniformly filled, matching each other. Honey should be clean and free of lint, dust or any other debris floating on top or within. Honey should be free of foam on top (a byproduct of settling). Jars should be clean of fingerprints, stickiness and threads should be clean of honey and easily opened. Honey will be sampled. Jars should be labeled according to the labeling laws of Oregon. Other considerations: Attractiveness of product to the general consumer. Balance and beauty of the label. Ease of reading the label and all information supplied on the label. (Note: a beautiful label without all the info. equals less points)

- ### CLASS 5: HONEY, OTHER (ANY VARIETY)
- 501: Chunk honey in a jar (one pint or one pound jar)
  - 502: Comb honey section (one square or round section of comb)
  - 503: Cut comb (one uniformly cut comb piece, 12 oz. min)
  - 504: Creamed (one pint or one pound jar)
  - 504: Extracting frame with Capped Honeycomb (one frame, any size) in a display rack (open or closed)
- See: Oregon Label Requirements for Extracted Honey Prepared for Oregon Master Beekeepers Oregon Department of Agriculture General Label Requirements:  
[www.lcbaor.org/legal/](http://www.lcbaor.org/legal/)

[honey\\_labeling\\_requirements.pdf](#)  
(Federal Labeling Law 21 CFR 101)

### Additional Information on honey:

- Jars should be filled up to the threads. If multiple jars are entered (this would be the case if the exhibitor is seeking to be judged on Production uniformity) they should be uniformly filled, matching each other.
- Honey should be clean and free of lint, dust or any other debris floating on top or within.
- Honey should be free of foam on top (a byproduct of settling).
- Jars should be clean of fingerprints, stickiness and threads should be clean of honey and easily opened.
- Honey will be sampled. Jars should be labeled according to the labeling laws of Oregon.

**Other considerations:** Attractiveness of product to the general consumer. Balance and beauty of the label. Ease of reading the label and all information supplied on the label. (Note: a beautiful label without all the information equals less points.)

## DIVISION P: HOME ARTS

### Pavilion Building

Supts. Barbara Finch, 541-250-2566 and  
Assistant Supt. Tanya Feisheim, 541-471-1770

### Rules

1. All general rules and regulations apply
2. Entries will be accepted in the Pavilion Building 9am-5pm on Fri. & Sat. before Fair.
3. Entries may be picked up on Sun. after Fair from 9am-2pm. Items left more than 30 days become the property of the Fairgrounds.



## Traeger Grilling is **RIGHT** at Diamond

Traeger's revolutionary design uses 100% all natural hardwood, which creates flavorful smoke that infuses food with a delicious layer of tastiness. It's so much more than just a grill – you can grill, smoke, bake, roast, braise and BBQ literally anything on it. It's a simple cooking solution that will expand your kitchen outdoors.

Diamond is your Platinum Traeger  
warranty and service center



1881 N.E. 7th Street, Grants Pass, OR > 541.471.4300

Get your project on at [DIAMONDHI.COM](http://DIAMONDHI.COM)



# Open To The Public Divisions

4. Entries must be made by the exhibitor and finished within the last year.
5. No unfinished articles may be accepted.
6. **AMATEURS ONLY.** Those whose returns from sales of an item do not exceed the cost of the materials used to make the item.
7. Entries must be clean & pressed. Dirty items, or items with pet hair, won't be accepted.
8. No item may be entered in more than 1 lot.
9. Only one entry per exhibitor may be entered into any lot. Each exhibit is to be accompanied by a filled out exhibitor's tag.
10. All knitted articles must be handmade
11. Where there is only 1 entry in a lot, the judge will/will not award a ribbon based on the judge's decision as to the entry's merit.
12. The Fair is not responsible for damage from fire, theft or vandalism
13. Each exhibitor is responsible for correctly entering his/her items in the proper class & lot
14. Exhibitors bringing clothing must furnish hangers for their entries.
15. Securely fasten multiple items in a class together.

## CLASS 1- QUILTS

### Lots

1. Tied quilts
  2. Machine pieced, hand quilted
  3. Machine pieced, machine quilted
  4. Hand pieced, hand quilted
  5. Hand embroidery, hand quilted
  6. Hand embroidery, machine quilted
  7. Machine embroidery, hand quilted
  8. Machine embroidery, machine quilted
  9. Hand applique, hand quilted
  10. Machine applique, machine quilted
  11. Hand applique, hand quilted
  12. Machine applique, machine quilted
  13. Signature, memory, family quilt
  14. 3-D quilt, yo-yo, cathedral window, etc.
  15. Miniature 18" by 24" or less
  16. Baby quilt, specifically for a baby
  17. Textile painted quilt and quilted
  18. Whole cloth (no piecing)
  19. Art quilts
  20. Wall hanging
  21. Beginner, less than 1 year of experience
  22. Other, if doesn't fit any above category or to avoid entering a 2nd quilt in one category
  23. Antique quilts, pieced over 50 yrs. ago; no quilt tops or unfinished quilts accepted
- Only one quilt per category is accepted.

## CLASS 2- AFGHANS

### Lots

1. Knit
2. Crochet, Ripple or Herringbone
3. Crochet, Granny or Add-on Squares
4. Crochet, any other stitch
5. Afghan Stitch w/cross stitch embroidery
6. Crochet, Lap Robe- no larger than 40"x50"
7. Knit, Lap Robe- no larger than 40"x50"
8. Other (describe articles)

## CLASS 3- PICTURES OR WALL HANGINGS (ONLY ONE PER LOT)

### MUST BE ABLE TO BE HUNG- USE WIRE

### Lots

1. Embroidery
2. Embroidery- Ribbon work
3. Embroidery- Crewel
4. Embroidery- Dimensional
5. Needle Point

6. Cross Stitch- Aida
7. Cross Stitch- Linen
8. Cross Stitch- Stamped
9. Paper Art
10. Other (specify)

## CLASS 4- PILLOWS

### Lots

1. Knitted
2. Crochet
3. Embroidery
4. Needlepoint
5. Cross Stitch
6. Patchwork
7. Other (describe article)

## CLASS 5- AREA RUGS

### Lots

1. Crochet
2. Latch Hook
3. Other (describe article)

## CLASS 6- SEWN WITH KNIT FABRIC (YARDAGE)

### Lots

1. Female Blouse, Top, T-shirt or Sweatshirt
2. Female pants or shorts
3. Female dress or skirt (1 or 2 pieces)
4. Female Jacket or vest
5. Male shirt or jacket
6. Male slacks or shorts
7. Child's 2 and under playwear
8. Child's 2 and under sleepwear
9. Sweatshirt; crochet/ knit trim or applied
10. Other than listed (describe article)
11. Sports clothing (describe the sport and why this article is useful)
12. Formal wear, male or female
13. Pillowcase or bedding
14. Baby Article

## CLASS 7- SEWN WITH WOVEN FABRIC (YARDAGE)

### Lots

1. Female blouse
2. Female dress (1 or 2 pieces)
3. Female Jacket or vest
4. Female skirt or pants
5. Female nightwear
6. Male nightwear
7. Male shorts, slacks
8. Male shirt
9. Sports clothing (describe the sport and why this article is useful)
10. Formal wear, male or female
11. Pillowcase or bedding
12. Baby article

## CLASS 8- COSTUMES (SUFFIX: A=CLOTH, B=LEATHER, C=METAL, D=MIXTURE OR SOMETHING ELSE)

### Lots

1. Most inventive
2. Historic
3. Cutest
4. Scariest
5. Futuristic

## CLASS 9- ANIMAL CLOTHING

a.) Can be of any material. b.) Describe the animal meant for the article and, if you can, include a pic of the animal in the article

### Lots

1. Blankets
2. Outfits

## CLASS 10 - KNITTING (HAND KNIT ONLY)

### Lots

1. Child's sweater, plain or pattern stitch (size 2-12)
2. Child's sweater, colored design (size 2-12)
3. Infant Wear
4. Man's Sweater
5. Man's vest or sleeveless sweater
6. Lady's sweater, plain or pattern stitch

7. Lady's sweater, colored design
8. Lady's vest or sleeveless sweater
9. Socks or Leg Warmers
10. Slippers
11. Hat
12. Scarf
13. Hat & Scarf set
14. Gloves or Mitens
15. Other (Specify)

## CLASS 11- CROCHET

### Lots

1. Child's sweater or jacket (size 2- 12)
2. Girl's dress (size 2-12)
3. Man's vest
4. Lady's sweater or blouse
5. Lady's vest
6. Slippers
7. Hat
8. Scarf
9. Gloves or Mittens
10. Tablecloth
11. Other (describe article)

## CLASS 12- NEEDLE ART

1. Embroidered household item
2. Embroidered clothing
3. Cross stitch on a household item
4. Cross stitch on clothing
5. Needlepoint on household item
6. Needlepoint on clothing

## CLASS 13- HAND WEAVING

### Lots

1. Wall Hanging
2. Table Linen
3. Rugs
4. Clothing
5. Coverlets
6. Other (describe article)

## CLASS 14- SPINNING

### Lot

1. Hank of Yarn (1)
2. Garment made by exhibitor or yarn spun by exhibitor
3. Other than listed (describe article)

## CLASS 15- TABLE CLOTHS

### Lots

1. Crochet, Solid, Medallion or Section
2. Embroidery
3. Other (describe article)

## CLASS 16- BABY ARTICLE (UNDER 2 YRS)

### Lots

1. Bonnet or cap, Crochet
2. Bonnet or cap, Knit
3. Booties, Crochet
4. Booties, Knit
5. Sacque or sweater, crochet
6. Sacque or sweater, knit
7. Sweater set, crochet or knit (3-5 pieces)
8. Dress, knit or crochet
9. Blanket, crochet
10. Blanket, knit
11. Other (describe article)

## CLASS 17- EVENWEAVE/LINENS

### Lots

1. Pillowcase, Embroidered, (1)
2. Pillowcase, Cross stitch (1)
3. Dresser scarf or table runner
4. Dresser scarf or table runner (Crochet solid)
5. Guest Towel, Embroidered (1)
6. Guest Towel, other than listed (1)
7. Tea Towel
8. Hardanger
9. Other (describe article)

## CLASS 18- DOILIES

(18A 14" & Under; 18B Over 14" & Under 24")

### Lots

1. Crochet Solid
2. Embroidery
3. Crochet, Knit or Tatted Trim
4. Other (describe article)
5. Crochet solid or Crochet trim
6. Embroidery
7. Crochet, Knit or tatted trim

## CLASS 19- HOT PADS, POT HOLDERS & PLACEMATS

### Lots

1. Hot pads (2)
2. Pot Holders, Crochet (2)
3. Placemats (2)
4. Other (describe article)

## CLASS 20- CLOTHING ACCESSORIES

### Lots

1. Apron
2. Purse or Handbag
3. Tote bag
4. Other than listed (describe)

## CLASS 21- TEXTILE NOVELTIES

### Lots

1. Doll or Toy, knit or crochet
2. Stuffed toy
3. Stuffed Animal set- 2 or more
4. Doll Clothes
5. Kitchen novelty
6. Pin Cushion
7. Doll other (describe article)
8. Novelty othe (describe article)

## CLASS 22- HOLIDAY DECORATIONS (Ex. Valentine's Day, Christmas, Birthday)

### Lots

1. Wall hanging
2. Table centerpiece
3. Christmas tree ornament
4. Christmas stocking
5. Doll
6. Other (describe article)

## CLASS 23- BOBBIN LACE

### Lots

1. Ornaments
2. Doilies
3. Bookmarks
4. Motifs
5. Other (describe articles)

## CLASS 24- TATTING

### Lots

1. Bookmarks
2. Doilies
3. Motifs
4. Other (describe articles)

## Grants Pass Master Food Preservers Presents

## "The Best Homemade Mixed Berry Pie in Jo. Co." Contest

Sat., Aug. 10 • 9am-5pm • No Entry Fee

1st Prize is \$100 • 2nd Prize \$50 • 3rd Prize \$25

**HOW TO ENTER:** Bring your pie, and the recipe card to the Pavilion Building. No entries will be accepted after 5pm. Judging begins at 5:30pm.

**Tips:** Bake your pie just before the contest. Residual warmth transmits more flavor to the palate. Be careful transporting a hot pie.

### Rules:

1. Open to anyone, 16 years of age and up.
2. Amateur bakers only.
3. Pastry and filling must be homemade. Recipe card must come with the pie, written out 3"x5" card with your name, address and phone number in the top right hand corner. Recipe must include berry types. You may choose any combination of berries; at least two different berries must be used. More varieties are allowed.
4. Use only fresh homegrown or store-bought BERRIES; no other fruit may be added. Pie may be double or single crust. This year's Fair Theme is "HONORING VETERANS OF YESTERDAY, TODAY, & TOMORROW." Use your creativity.
5. Pies will be judged on appearance, texture and flavor by a panel of five (5) judges.
6. Pies should be entered in a disposable 8, 9 or 10" pie plate.



# Open To The Public Divisions

## CLASS 25- DOLLS

- Lots**
1. Soft sculpture- handmade
  2. Porcelain- handmade
  3. Doll sets - two or more, handmade
  4. Holiday (any) 5. Other (describe articles)

## CLASS 26- HARDANGER

- Lots**
1. Wall hanging
  2. Table runners
  3. Holiday ornaments
  4. Motifs
  5. Other (describe articles)

## CLASS 27-EXHIBITORS AGES 14 & UNDER

- Lots**
1. Embroidery, any article
  2. Knit or Crochet, any article
  3. Cross Stitch
  4. Latch Hook
  5. Textile painting
  6. Machine sewn blouse or top
  7. Machine sewn pants, shorts or skirt
  8. Any other machine sewn garment
  9. Quilts, lap robe or wall hanging
  10. Other (describe articles)

## CLASS 28- EXHIBITORS AGE 70 & OVER

- Lots**
1. Machine made clothing, any article
  2. Embroidery, any article
  3. Knitting, any article
  4. Crochet, any article
  5. Afghan or quilt
  6. Toy or doll
  7. Other (describe articles)

## DIVISION Q: BAKED GOODS

### Pavilion Building

Suot. Barbara Finch 559-250-2566

Supt. Assistant: Tanya Felsheim 541-471-1770

### Rules

1. Entries will be accepted on Friday and Saturday before Fair from 9am-5pm in the Pavilion Building. Ribbons may be picked-up at the Fair office Sunday 9am-2pm.
2. AMATEURS ONLY. Those whose returns from sales of an item do not exceed the cost of the materials used to make the item.
3. All foods, except pies, must be entered on a stiff cardboard or paper plate of suitable size and covered with a plastic bag (not plastic wrap). Pies must be entered in a disposable aluminum pie plate. NOTE: Baked goods placed in a plastic bag while still warm will decrease in quality.
3. Entries must conform to listed lots or the entry will not be accepted.
4. The recipe, written or typed on a 3"x5" index card, must accompany the exhibit and will become the property of the fair.
6. No goods from commercial mixes, or used as an ingredient, will be accepted.
7. Extra entry amounts to be displayed after judging will be at the discretion of the superintendent. Entry portions not displayed will be donated to charity.
8. A special ribbon will be awarded to Best in Department (judge's choice).
9. All judges' decisions are final.
10. ALL CLASSES HAVE ADULT, YOUTH & JUNIOR DIVISIONS: A=GRADES 1-6; B=GRADES 7-12; NO SUFFIX= ADULT

## CLASS 1- YEAST BREADS AND ROLLS

- Lots**
1. Bagels (Specify) (6)
  2. Cheese

3. Cinnamon
5. Dinner Rolls (6)
7. Foccacia
9. Herb
11. Rye
13. Sweet Rolls
15. Whole Wheat
17. Other (specify)
4. Coffee Cake
6. Doughnuts (6)
8. French
10. Oatmeal
12. Sourdough
14. White
16. Gluten Free (specify)

## CLASS 2- BISCUITS AND QUICK BREADS (NO YEAST)

- Lots**
1. Baking powder biscuits (6)
  2. Banana
  4. Coffee Cake
  6. Doughnut-Cake (6)
  8. Fresh Fruit (specify)
  10. Muffins (specify) (6)
  12. Pumpkin
  14. Zucchini
  16. Other (specify)
  3. Carrot
  5. Corn
  7. Dried Fruit (specify)
  9. Gingerbread
  11. Nut
  13. Scones (specify) (6)
  15. Gluten Free (specify)

## CLASS 3- CAKES 1/2 CAKE OR 6 CUPCAKES MAY BE FROSTED

- Lots**
1. Angel Food
  3. Banana
  5. Burnt Sugar
  7. Carrot
  9. Chocolate
  11. Cupcakes
  13. Fruit
  15. Pineapple Upside Down
  16. Pound
  18. Sponge
  20. Yellow
  22. Other (specify)
  2. Applesauce
  4. Bundt
  6. Cake Pops (6)
  8. Chiffon
  10. Coconut
  12. Cupcakes-mini
  14. German Chocolate
  17. Spice
  19. White
  21. Gluten Free (specify)

## CLASS 4- PIES & PASTRIES (SINGLE CRUST) NO CREAM OR FROZEN

- a. No cream or frozen
- b. 1 Pie - 7" or larger or 6 Pastries
- c. Crusts must be standard pastry and oven baked. Use ONLY disposable pie plates.

- Lots**
1. Apple
  4. Nut
  7. Other (specify)
  2. Berry
  5. Peach
  3. Cherry
  6. Pear

## CLASS 5- PIES & PASTRIES (DBL. CRUST)

- a. 1 Pie - 7" or larger or 6 pastries.
- b. Crusts must be standard pastry and oven baked. Use ONLY disposable pie plates.

- Lots**
1. Apple
  3. Blueberry
  5. Marionberv.ry
  7. Raisin
  9. Rhubarb
  11. Other (specify)
  2. Blackberry
  4. Cherry
  6. Peach
  8. Raspberry
  10. Strawberry

## CLASS 6- COOKIES & BROWNIES 6 COOKIES OR BROWNIES PER LOT

- Lots**
1. Bar
  3. Brownies-Chocolate
  5. Chocolate Chip
  7. Ginger
  9. Molasses
  11. Oatmeal
  13. Refrigerator
  15. Shaped or Pressed
  17. Snickerdoodles
  19. Other (specify)
  2. Biscotti
  4. Brownies-Blonde
  6. Filled (specify)
  8. Macaroons
  10. No bake (cookie/bar)
  12. Peanut Butter
  14. Rolled
  16. Shortbread

## CLASS 7- MOM AND ME MADE BY A CHILD 5 YEARS & UNDER 6 COOKIES PER LOT

- Lots**
1. Chocolate Chip
  3. Oatmeal
  2. Peanut Butter
  4. Snickerdoodles

## CLASS 8- GRANDMA'S FAVORITE COOKIE

- a. Exhibitor must be a grandma
- b. Judged by a panel of three children.
- c. 9 cookies of one variety, baked.

## CLASS 9- CONFECTIONS 10 PCS. PER LOT

- Lots**
1. Baklava
  3. Candies
  5. Carmel Corn
  6. Chocolate (Dipped or Molded)
  7. Divinity
  9. Fudge - Other
  11. Mints
  13. Pralines
  15. Tarts
  17. Other (specify)
  2. Brittle
  4. Carmel
  8. Fudge - Chocolate
  10. Marshmallows
  12. Penuche
  14. Candied Nuts
  16. Truffles

## CLASS 10- HONEY BAKING

- Lots - Honey Baked:**
1. Bread
  4. Pies
  2. Cake
  5. Other (specify)
  3. Cookies

## DIVISION Q-B: DECORATED CAKES & COOKIES

### Pavilion Building

Superintendent Debi Ashton, 541-441-2477

1. Entries will be accepted 9am-5pm on Fri. and Sat. before Fair in the Pavilion Building.
2. AMATEURS ONLY: Those whose returns from sales of an item do not exceed the cost of the materials used to make the item.
3. Entries must be the sole work of the entrant. For grades 1-6, parents are allowed to assist in safe kitchen work only. **No decorating assistance is allowed.**
4. No copyrighted materials are allowed.
5. Forms, Styrofoam, Rice Krispy Treats®, Cake Dummies are encouraged to be used as a cake base instead of a real cake. However, all entries must be possible to create when using real Cake.
6. Sculptured cakes must be possible with at least 50% real cake. A comprehensive diagram or 2 photographs showing the framework upon which the cake is assembled, the actual Cake placement, and overall design, must accompany all sculpted entries. Submit this with the entry, in an envelope marked, "For Judges' Examination Only".
7. Entries for Decorated Cakes must be a minimum of 6"x6", but no larger than 18"x18" at the base. Measurement should include anything upon and which the item is displayed. There is no height restriction.
8. All entries are judged for decoration only. Judging is based on general appearance, use and choice of color, presentation, creativity, difficulty of technique, neatness, precision, and original adaptation of an idea.
9. A special ribbon will be awarded to "Best in Department" (Judge's Choice).
10. Entries will be released 9am-2pm the Sun. after Fair. Ribbons will be available to be picked up in the fair office on the following day (if you are unable to come on Sunday).
11. All judges' decisions are final.

## ALL CLASSES HAVE ADULT, YOUTH AND JUNIOR DIVISIONS: (A=GRADES 1-6) (B=GRADES 7-12) NO SUFFIX=ADULT

### OTHER TIPS, TRICKS, HOW TO'S

1. Make sure the board on which you are displaying the cake is appropriately sized.
2. If using a Rice Krispy® base be sure to cover it with royal icing to smooth it out before applying fondant. If fondant begins to dry out, take it

back off the cake and knead some solid Crisco® into it, and reapply. To remove dents or finger marks in your fondant, use a piece of extra fondant rolled up into a ball, and rub away the stray marks.

3. Practice your piping before piping on the cake. Shapes like shells and balls should be consistent in size. Remove points from ball shapes. Be as detailed & precise as you can.

**For more Tips and Hints visit:**  
[www.oregonices.com/Tips and Hints](http://www.oregonices.com/Tips and Hints)

## CLASS 10- DECORATED CAKES

- Lots**
1. Sculpted/3-D
  2. Special Occasion - Buttercream/Royal
  3. Special Occasion - Fondant
  4. Jo. Co. Fair Theme (Honoring Vettarrans of Yesterday, Today, & Tomorrow.) - Buttercream/Royal
  5. Jo. Co. Fair Theme (Honoring Vettarrans of Yesterday, Today, & Tomorrow.) - Fondant
  6. Wedding Cakes - Buttercream/Royal
  7. Wedding Cakes - Fondant

## CLASS 11- DECORATED COOKIES 6 COOKIES PER LOT

- Lots**
1. Buttercream/Royal
  2. Fondant

## CLASS 12- DECORATED CUPCAKES OR CAKE POPS 6 PER LOT

- Lots**
1. Buttercream/Royal
  2. Fondant

## DIVISION R: FOOD PRESERVATION

### Pavilion Building

Superintendent Debi Ashton, 541-441-2477

### RULES AND REGULATIONS:

**All general rules and regulations apply.**

1. Entries will be accepted on Fri. and Sat. before Fair, 9am-5pm in the Pavilion Bldg.
2. Entries may be picked up the Sun. after Fair from 9am-2pm. Ribbons may be picked up in the Fair Office Sunday after Fair, 9am-12 Noon. No early pickup.
3. An entry is: one (1) standard jar with a new ring. A standard jar is a container designed for canning purposes. New two-piece lids must be used. All others will not be accepted. (Tattler reusable lids will not be accepted.)
4. Only one entry is accepted in each lot.
5. All entries must have been processed after August 15th of the previous year. No items may be entered a second year.
6. Entries must be accurately labeled as to content, processing method, altitude, time processed & date of processing (Mo./Day/Yr).
7. All entries must be processed according to the most recent recognized canning methods (recommended processing times, head space and approved recipes). Reference: OSU Extension. <http://extension.oregonstate.edu/>, Ball Blue Book, Complete Book of Home Preserving, So Easy To Preserve, The National Center for Home Food Preservation, <http://nchfp.uga.edu/>. OSU Ext. Service Bulletins.
8. AMATEURS only
9. JUDGING:
  - a. Canned Foods: Judged on flavor, color & clearness, texture, safety, shape & pack. The pack should show neatness, & uniformity, with whole or uniform pieces filling the jar & covered with liquid (including proper headspace).
  - b. Judges may open any jar for inspection,



# Open To The Public Divisions

however, if other visible characteristics of the product eliminate the product from consideration of award, the judge is not obligated to open or further evaluate the entry.

c. Jams & Jellies: Jelly- clear & firm enough to hold shape when turned out of the container. Jam- made from crushed or ground fruit & holds its shape but is less firm than jelly. Conserves- jam-like products made from a combination of fruit that usually contains nuts, raisins or coconut. Preserves- made from small evenly sized pieces of whole fruit & suspended in this or slightly gelled syrup. Marmalades- soft fruit jellies containing small pieces of fruit or peel suspended in clear jelly. Butterspreads made by thickening sweetened fruit pulp and often have spices added. Food coloring may be allowed if it is part of the recipe.

10. Judging: All judges decisions are final.

## CANNING HIGH ACID FOODS (FRUITS AND TOMATOES)

a. Current recommendations for processing times must be used. OSU Bulletins, Ball Blue Book, National Center for Home Food Preservation.

b. There are now tested pressure canner recommendations for tomatoes as an alternative to boiling water canner processing. Canned tomatoes/juice should be acidified with lemon juice or citric acid.

c. Altitude corrections for both the boiling water canner and the pressure canner have been revised.

d. The OSU **Canning Tomatoes** Bulletin, **PNW 300** and **Salsa Recipes for Canning PNW 395** are available and should be used. <http://extension.oregonstate.edu/>

### CLASS 1- FRUIT

#### Lots

- |                  |                     |
|------------------|---------------------|
| 1. Apple         | 2. Applesauce       |
| 3. Apricots      | 4. Blackberries     |
| 5. Blueberries   | 6. Other Berries    |
| 7. Peaches       | 8. Pears            |
| 9. Plums         | 10. Prunes          |
| 11. Pie Cherries | 12. Sweet Cherries  |
| 13. Rhubarb      | 14. Other (specify) |

### CLASS 2- JUICES

#### Lots

- |                    |           |
|--------------------|-----------|
| 1. Apple           | 2. Cherry |
| 3. Grape           | 4. Tomato |
| 5. Other (specify) |           |

## CANNING LOW ACID FOODS (VEGETABLES, MEAT, FISH & POULTRY)

a. Jars processed in pressure canners with a dial gauge should be processed at 11 lbs.

pressure. If the pressure canner has a weighted gauge, the 10 lb. weight should be used. Altitude adjustments must be followed and will be required on each entry. OSU Bulletin **SP 50-946 Processing in a Canner**. Any questions call OSU at 541-476-6613.

b. Dial gauges should be checked at least once a year. If it is off by more than one pound, it should be replaced. The OSU Extension Office tests gauges for a minimal fee.

c. Pressure saucepans are no longer recommended for processing jars of food.

d. A pressure canner should not be operated above 16 pounds pressure.

e. All models of pressure canners must be vented, even if the instructions say it is not necessary or that it will vent itself. This must be done manually.

### CLASS 3- VEGETABLES

#### Lots

- |                                    |                     |
|------------------------------------|---------------------|
| 1. Asparagus                       | 2. Beets            |
| 3. Carrots                         |                     |
| 4. Corn, cream style (pints only)  |                     |
| 5. Corn, whole kernel (pints only) |                     |
| 6. Green Beans, cut                | 7. Mixed Vegetable  |
| 10. Peas                           | 11. Shelled Beans   |
| 12. Squash, Summer                 | 13. Squash, Winter  |
| 14. Tomatoes                       | 15. Tomatoes/Stewed |
| 16. Yellow Beans, Cut              | 17. Other (specify) |

### CLASS 4- MEATS

#### Lots

- |                    |                     |
|--------------------|---------------------|
| 1. Beef            | 2. Poultry          |
| 3. Mincedmeat      | 4. Pork             |
| 5. Rabbit          | 6. Seafood          |
| 7. Salmon          | 8. Smoked Meat      |
| 9. Smoked Fish     | 10. Tuna            |
| 11. Venison or Elk | 12. Other (specify) |

### JAMS AND JELLIES

#### NOTES FOR JAMS & JELLIES

##### CLASSES 5 & 6:

a. Paraffin is no longer permitted for any jellied product.

b. As processing time is brief, jars should be sterilized. Place jars in boiling water (water level 1 inch above the jars) for 10 minutes.

c. Approved recipes must be followed. Ref: National center for Home Food Preservation, OSU, Ball Blue Book, Ball Complete Book of Home Preserving.

d. Altitude adjustments must be followed & will be required on each entry. OSU Bulletin **SP 50-946 Processing in a Canner**. Any questions call OSU at 541-476-6613.

### CLASS 5- JELLIES

#### Lots

- |                         |                        |
|-------------------------|------------------------|
| 1. Apple                | 2. Blackberry          |
| 3. Blueberry            | 4. Boysenberry         |
| 5. Cherry               | 6. Currant             |
| 7. Elderberry           | 8. Fig                 |
| 9. Grape                | 10. Marionberry        |
| 11. Mint                | 12. Mixed Fruit        |
| 13. Pear                | 14. Pepper, clear      |
| 15. Pepper w/flakes     | 16. Plum               |
| 17. Quince              | 18. Raspberry          |
| 19. Strawberry          | 20. Herb               |
| 21. Other (specify)     | 22. Artisan (specify)  |
| 23. Low-sugar (specify) | 24. No sugar (specify) |

### CLASS 6- JAMS

#### Lots

- |                |              |
|----------------|--------------|
| 1. Apple       | 2. Apricot   |
| 3. Blackberry  | 4. Blueberry |
| 5. Boysenberry | 6. Cherry    |
| 7. Elderberry  | 8. Grape     |

- |                         |                        |
|-------------------------|------------------------|
| 9. Fig                  | 10. Marionberry        |
| 11. Peach               | 12. Pear               |
| 13. Plum                | 14. Raspberry          |
| 15. Rhubarb             | 16. Strawberry         |
| 17. Other (specify)     | 18. Artisan (specify)  |
| 19. Low-sugar (specify) | 20. No sugar (specify) |

### CLASS 7- PRESERVES & CONSERVES

- |                     |            |
|---------------------|------------|
| 1. Apricot          | 2. Cherry  |
| 3. Cranberry        | 4. Grape   |
| 5. Peach            | 6. Pear    |
| 7. Plum             | 8. Rhubarb |
| 9. Strawberry       | 10. Tomato |
| 11. Other (specify) |            |

### CLASS 8- BUTTERS

#### Lots

- |           |                    |
|-----------|--------------------|
| 1. Apple  | 2. Apricot         |
| 3. Grape  | 4. Peach           |
| 5. Pear   | 6. Plum            |
| 7. Tomato | 8. Other (specify) |

### CLASS 9- MARMALADESS

#### Lots

- |           |                    |
|-----------|--------------------|
| 1. Apple  | 2. Cranberry       |
| 3. Citrus | 4. Grape           |
| 5. Orange | 6. Pineapple       |
| 7. Tomato | 8. Other (specify) |

### CLASS 10- CURD

#### Lots

- |          |         |
|----------|---------|
| 1. Lemon | 2. Lime |
|----------|---------|

### CLASS 11- SYRUP

#### Lots

- |                     |                |
|---------------------|----------------|
| 1. Apricot          | 2. Blackberry  |
| 3. Blueberry        | 4. Boysenberry |
| 5. Cherry           | 6. Grape       |
| 7. Honey            | 8. Marionberry |
| 9. Maple            | 10. Peach      |
| 11. Pear            | 12. Plum       |
| 13. Raspberry       | 14. Strawberry |
| 15. Other (specify) |                |

### PICKLES

a. Food grade lime may be used to firm pickles.  
b. New recommendations regarding head-space. Contact OSU or consult Ball Blue Book.  
c. All entries must be processed in a boiling water bath with proper head space or by low temperature pasteurization (180°-185°F) for 30 mins. instead of boiling water processing. Quick pickles should be at least a 1:1 ration of vinegar to water unless it is an OSU or USDA tested recipe.

e. More info. in the **OSU Picking Vegetables Bulletin PNW 355** available online <http://extension.oregonstate.edu> or at OSU Ext.

### CLASS 12- PICKLES

#### Lots

- |                   |                           |
|-------------------|---------------------------|
| 1. Asparagus      | 2. Bean, Dill             |
| 3. Beet, Pickled  | 4. Carrot                 |
| 5. Crabapple      | 6. Cucumber, Bread/Butter |
| 7. Cucumber, Dill | 8. Cucumber, Sweet        |

- |                     |                     |
|---------------------|---------------------|
| 8. Green Tomato     | 9. Mixed Pickles    |
| 10. Mushrooms       | 11. Onions          |
| 12. Peppers         | 13. Sauerkraut      |
| 14. Watermelon      | 15. Zucchini, Other |
| 16. Other (specify) |                     |

### CLASS 13- RELISHES

#### Lots

- |                      |                    |
|----------------------|--------------------|
| 1. Chutney (specify) | 2. Corn            |
| 3. Cucumber, Sweet   | 4. Cucumber, Dill  |
| 5. Green Tomato      | 6. Zucchini, Sweet |
| 7. Zucchini, Dill    | 8. Other (specify) |

### CLASS 14- SPECIALTY FOODS

#### Lots

- |                                |                     |
|--------------------------------|---------------------|
| 1. Barbeque Sauce              | 2. Catsup           |
| 3. Chili Sauce                 | 4. Chocolate Sauce  |
| 5. Hot Pepper Sauce            | 6. Fruit Sauce      |
| 7. Mustard                     | 8. Salsa, Fruit     |
| 9. Salsa, Vegetable            |                     |
| 10. Spaghetti, Sauce with meat |                     |
| 11. Spaghetti, Marinara        | 12. Soup            |
| 13. Tomato Sauce/Paste         | 14. Other (specify) |
| 15. Honey Comb                 | 16. Strained Food   |

### DRIED FOODS

a. Dried foods must be presented in clean jars designed for canning. **New rings and lids must be used.** (No plastic.) 8 oz.

b. Exhibits must be accurately labled as to content, pretreatment method, drying method and date of processing (Month/Day/Year).

### CLASS 15- DRIED FRUIT

#### Lots

- |                  |                     |
|------------------|---------------------|
| 1. Apples        | 2. Apricot          |
| 3. Bananas       | 4. Blueberries      |
| 5. Cherries      | 6. Grapes (Raisins) |
| 7. Peaches       | 8. Pears            |
| 9. Pineapple     | 10. Plums           |
| 11. Prune, Plums | 12. Other (specify) |

### CLASS 16- FRUIT LEATHER

**Fruit Leather - four 1" pcs. in an 8 oz. jar.**

#### Lots

- |                 |                     |
|-----------------|---------------------|
| 1. Apricot      | 2. Berry            |
| 3. Cherry       | 4. Grape            |
| 5. Mixed Fruit  | 6. Pear             |
| 7. Pizza        | 8. Strawberry       |
| 9. Yogurt-Fruit | 10. Other (specify) |

### CLASS 17- DRIED VEGETABLES (8 OZ. CANNING JAR)

#### Lots

- |                     |              |
|---------------------|--------------|
| 1. Carrots          | 2. Celery    |
| 3. Corn             | 4. Kale      |
| 5. Mushrooms        | 6. Onions    |
| 7. Peppers          | 8. Soup Mix  |
| 9. Tomatoes         | 10. Zucchini |
| 11. Other (specify) |              |

### CLASS 18- OTHER DRIED FOODS (8 OZ. CANNING JAR)

#### Lots

- |          |         |
|----------|---------|
| 1. Herbs | 2. Meat |
|----------|---------|



**Peter Allen  
Land  
Surveying  
is proud to  
support the  
Josephine  
County Fair**

  
**Peter Allen  
LAND SURVEYING**  
321 NW A Street  
Grants Pass, OR 97526  
(541) 476-4502



# Open To The Public Divisions

3. Nuts 4. Other than listed (specify)

## CLASS 19- VINEGARS

### Lots

1. Fruit 2. Herb

## CLASS 20- PIE FILLING

### Lots

1. Apple 2. Blueberry  
3. Blackberry 4. Cherry  
5. Marionberry 6. Other Berry  
7. Peach 8. Pear  
9. Other (specify)

## CLASS 21- GIFT PACKAGE

### Lots

1. A combination of 5 varieties of dried foods and/or herbs  
2. A combination of 3 varieties of canned fruits, vegetables and/or meats  
3. A combination of 3 varieties of canned pickles and relishes.  
4. A combination of 4 varieties of canned jams, jellies, preserves and /or conserves.

## DIVISION S: ART

### Pavilion Building

Coordinator Gillian McMinn Keir, 541-761-5800

### Rules

1. All general rules and regulations apply. See front of Fair Entry Guide.  
2. Entries will be accepted on Fri. and Sat. before the Fair: 9am-5pm in the Pavilion.  
3. Entries will be released Sunday after the Fair: 9am-2pm.  
4. Entries left more than 30 days become the property of the Fairgrounds.  
5. Any entry previously shown at the Josephine

County Fair may not compete.

6. Multiple entries brought in by one exhibitor must be brought in at same time.  
7. Exhibitor is limited to 3 entries and not more than 1 entry per Lot.  
8. No wet paintings or unframed paintings will be accepted.  
9. Entries must be matted or framed except painted wrapped canvas. All artwork must have sturdy screw eyes & wire hangers only. No "Alligator" style hangers or glass clip frames. Entries not properly done will not be displayed.  
10. Watercolors and dry pigment, charcoal, pastels, etc., may be framed under Glass or Plexiglass which is preferred.  
11. Dimensions not to exceed 48" x 48" or weigh more than 5 lbs. for hanging art.  
12. Copy/classwork may be entered only in Beginners Class. Copied artwork must be identified with name of original artist on back.  
13. Classes 2, 3, 4, artwork must be original.  
14. The Supt. reserves the right to reclassify pictures or combine classifications as needed, according to the number of total entries.  
15. The Superintendent may refuse to accept any entry at his or her discretion.  
16. Ribbons - All Division S Classes in each Lot receive: Best of Class, 1st Place, 2nd Place, 3rd Place and Honorable Mention. One ribbon awarded over all for Best of Show & Most Creative and People's Choice. Special Ribbon to **Lot 27: \*Best Depiction: "Grants Pass, Past or Present"**.  
17. Professional Class/Lots will receive 1st thru 3rd and Best of Class ribbons only.

18. All winners are eligible for State Fair.

## CLASSES

1. **Beginners** - One who is learning artistic skills, not teaching or selling art in any specific medium. Any sales can't exceed materials cost. Copy/Classwork is accepted at this level only.  
2. **Intermediate** - One who has two or more years of experience and art sales that don't exceed the cost of the materials used, and don't have other revenue from art.  
3. **Semi-Professional** - One who engages in art as a hobby and whose return from sales exceed the cost of the materials used.  
4. **Professional** - One who makes revenue from the sale of their art.  
**Special Needs** - Artist needing assistance composing art.  
**LOTS - Adult Fine Art**  
1. Landscape/Seascape: Watercolor  
2. Landscape/Seascape: Acrylics  
3. Landscape/Seascape: Pastels  
4. Landscape/Seascape: Pencil, Charcoal, Pen and Ink  
5. Landscape/Seascape: Other than listed  
6. Animals: Watercolor  
7. Animals: Acrylic, Oils  
8. Animals: Pastels  
9. Animals: Pencil, Charcoal, Pen and Ink  
10. Animals: Other than listed  
11. People/Portraits: Watercolor  
12. People/Portraits: Acrylic, Oils  
13. People/Portraits: Pastel  
14. People/Portraits: Pencil, Charcoal, Pen and Ink  
15. People/Portraits: Other than listed  
16. Flowers/Still Life: Watercolor  
17. Flowers/Still Life: Acrylic, Oils  
18. Flowers/Still Life: Pastels  
19. Flowers/Still Life: Pencil, Charcoal, Pen and Ink  
20. Flowers/Still Life: Other than listed  
21. Misc.: Oil, Acrylic, Watercolor, Pastels.  
22. Misc.: Pencil, Charcoal, Pen and Ink  
23. Misc.: Other than listed  
24. Sculpture with base  
25. Collage  
26. Digital Fine Art  
27. Best Depiction: "Grants Pass, Past or Present" Any medium or style. May use historical photos as reference  
28. Best Fair Theme

## DIVISION SY: YOUTH ART

### Pavilion Building

Coordinator Sheila Wickman  
e-mail: jcfdivsy@gmail.com  
text/call: 541-821-4222 - Leave detailed message with a call back number.

### Rules

1. All general rules and regulations apply. See front of Fair Entry Guide.  
2. Entries will be accepted in the Pavilion on Friday and Saturday before the Fair at 9am-5pm. 3. Entries will be released after the Fair on Sunday 9am-2pm.  
4. Entries left more than 30 days become the property of the Fairgrounds.  
5. Any artwork previously exhibited at the Josephine County Fair not allowed.  
6. Exhibitor limited to 5 entries and 1 entry per lot.  
7. Multiple entries brought in by one exhibitor should be brought in at the same time.  
8. No wet or un-matted or unframed artwork

accepted.

9. Dimensions must not exceed 48"x48" nor weigh more than 5 pounds.  
10. All entries must be matted or framed and have sturdy eye-screw and wire hangers, no "gator" or photo ring hangers on framed art. Lighter artwork may use sticky-hangers on back of foam-core or matboard pieces. Artwork must be securely mounted on top of matboard or sandwiched between window cut-out matboards. It may be left uncovered. Shrink-wrapped or with plastic wrap that is tightly and neatly taped acceptable.  
11. Sculptures free standing must be on a base, any size or weight. Wall mounted, proper hanger for size - not more than 5 lbs.  
12. Presentation is part of final judging and can break a tie. (See local hobby/frame stores for help.) Sticky-Hanger and screw and wire picture hangers can be purchased for a fee of 50 cents and slightly higher for installing screw and wire.  
13. The Supt. reserves the right to reclassify pictures, combine or split classes and may use discretion or to refuse inappropriate entries.  
14. Ribbons awarded to SY Division in each Class in each Lot for: Best of Class, 1st Place, 2nd Place, 3rd Place, Honorable Mention. One ribbon over all for Most Creative and Best of Show. Special ribbons to YS Division People's Choice and **Lot 12-Fair Theme: "Honoring Veterans of Yesterday, Today, & Tomorrow"**. All others will receive Jo. Co. Fair Participation Ribbon.  
15. **Best of Show eligible for State Fair.**  
**Class 1:** Pre-school - Kindergarten  
**Class 2:** Grades 1st and 2nd  
**Class 3:** Grades 3rd and 4th  
**Class 4:** Grades 5th and 6th  
**Class 5:** Grades 7th and 8th  
**Class 6:** Grades 9th and 10th  
**Class 7:** Grades 11th and 12th  
**Class 8:** Special Needs- Artist needing assistance composing artwork  
**Lots**  
1. Watercolor: Tempra, Watercolor Paint, Watercolor Pencil  
2. Acrylic/Oil  
3. Drawing in Black and White: Pencil, Graphite Stick, Pen and Ink, Charcoal  
4. Drawing in Color: Pencils, Crayons, Markers, Pens  
5. Pastels: Dry and Oil Sticks  
6. Scratch Board  
7. Mixed Media  
8. Collage / Mosaic  
9. Abstract Art: Any Medium  
10. Digital Fine Art  
11. Sculpture  
12. Fair Theme: **"Honoring Veterans of Yesterday, Today, & Tomorrow"** - any Medium or Style.  
13. Miscellaneous or Other Than Listed

## DIVISION T:

## GRAPHIC AND LITERARY ARTS

### Pavilion Building

### Traditional & Digital Media Accepted

Supt. Tanya Felsheim, call: 541-471-1770  
e-mail: mycottageheart@gmail.com

### Rules:

1. All general rules and restrictions apply. There are no entry fees.  
2. Entries will be accepted on Fri. & Sat. before



# Community Minded, Community Strong!

## We are Happy to Support the Josephine County Fair Programs.

**GATES**  
HOME FURNISHINGS  
& SLEEP CENTER

6th & L St., Grants Pass

**541-476-4627**

[gatesfurniture.com](http://gatesfurniture.com)



# Open To The Public Divisions

Fair, 9am-5pm in the Pavilion Bldg.

3. Entries may be picked up on Sun. after the Fair, 9am-2pm. Items left more than 30 days become the property of the Fairgrounds.

4. Professionals and Semi Professionals are welcome this year, eligible for Blue, Red, White Ribbons only.

5. Only one entry per exhibitor per lot.

6. Base not to exceed 12"x16". Larger exhibits must have prior approval before accepting.

7. Base

**Class A:** Children up to 5 years

**Class B:** Youth 6-9 years

**Class C:** Tween 10-13 years

**Class D:** Teen 14-17 yrs

**Class E:** ADULT 18+

**Class F:** Special Needs (any age)

**Class G:** Senior citizen. 65 years and older

**Class H:** Silver citizen. 80 years and older

**Class I:** Professionals and Semi-Professionals.

\*\*\*There will be special awards for Best of Class, Best of Show, and Most Creative

## CLASS 1- LITERARY ART

**Lot 1** Original - Poetry

A. Free Verse, 8-40 lines

B. Rhymed poetry, 8-40 lines

C. Short poem, up to 5 lines, rhyme, free verse, Haiku

**Lot 2** Graphic Novel

**Lot 3** Short Story 5 pages or less. Anecdotal or Fiction

## CLASS 2- CALLIGRAPHY AND LETTERING DISPLAYS

(All original unless noted. No use of fonts.)

**Calligraphy**

**Lot 1** Original Verse

A. Hand lettered B. Digitally Enhanced

**Lot 2** Public Verse (cite source if avail)

A. Hand Lettered B. Digitally Enhanced

**Lot 3** Modern Lettering

A. Hand Lettered B. Digitally Enhanced

**Lot 4** Illuminated Lettering

A. Hand Created B. Digitally Enhanced

**Lot 5** Illustrative Poster or Sign

A. Hand Created B. Digitally Enhanced

## CLASS 3- GRAPHIC ARTS

**Digital/Digitally Enhanced**

**Lot 1** Cartooning single page

1. Fan Art 2. Mandalas

3. Zentangles 4. Abstract

5. Graphic Novel

**Lot 2** Traditional Mediums (Pen, Inks, etc.)

1. Cartooning Single Page/Poster

2. Fan Art 3. Mandalas

4. Zentangles 5. Graphic Novel

6. Abstract 7. Spray Paint Art

8. Graffiti Art

**Lot 3** Digital Scrapbooking & Mixed Media

1. Mixed media wall hanging

2. Mixed Media Journal/Cover

3. Mixed media other (specify)

4. Digital Scrapbooking (up to 2-12"x12" Coordinating pages Printed)

5. Digital Scrapbooking Other (specify)

## DIVISION U: HOBBY CRAFT

**Pavilion Building**

**Traditional & Digital Media Accepted**

Supt. Tanya Felsheim, call: 541-471-1770

e-mail: mycottageheart@gmail.com

### Rules:

1. All general rules and restrictions apply. There are no entry fees.

2. Entries will be accepted on Fri. & Sat. before Fair, 9am-5pm in the Pavilion Bldg.

3. Entries may be picked up on Sun. after the Fair, 9am-2pm. Items left more than 30 days become the property of the Fairgrounds.

4. Professionals and Semi Professionals Are welcome this year, eligible for Blue, Red, White Ribbons only.

5. Only one entry per exhibitor per lot.

6. Base not to exceed 12"x16". Larger exhibits must have prior approval before accepting.

### CLASSES BY AGE

**Class A:** Children. Up to 5 years

**Class B:** Youth 6-9 years

**Class C:** Tween 10-13 years

**Class D:** Teen 14-17 yrs

**Class E:** Adults 18+ Special Needs (any age)

**Class F:** Senior citizen. 65 years and older

**Class G:** Silver citizen. 80 years and older

**Class H:** Professionals and Semi-Professional  
\*\*\*There will be special awards for Best of Class, Best of Show, and Most Creative

### CLASS 1- TRASH TO TREASURE

ITEMS CONTAINING MORE THAN  
50% REUSED/REPURPOSED/RECYCLED  
MATERIALS

### Lots

1. Indoor items-hanging art

2. Indoor items-décor

3. Indoor items-functional art

4. Outdoor item-hanging art

5. Outdoor item-sculpture

6. Outdoor item-functional

### CLASS 2- METAL CRAFTS

### Lots

1. Plasma Cutting

3. Wire Sculpture 4. Machine Cut

5. Etched 6. Wrought Iron

7. Tooled 8. Recycled

### CLASS 3- POTTERY AND CERAMIC

### Lots

1. Hand Molded Decorative Object

2. Hand Molded Functional

3. Hand Molded Wall Hanging

4. Hand Painted Tiles

5. Porcelain Doll or Figurine

3. Pre-Cast Glazed, Painted Object

4. Pre-Cast Glazed, Painted Functional

5. Other (specify)

### CLASS 4- WOODCRAFTING

(ADD SUB-LOT ON ENTRY)

### Lots

#### 1. Woodworking

a. Marquetry/Veneering/Intarsia

b. Reclaimed wood c. Scroll saw

d. Wood burning e. Laminated

f. Reclaimed wood

g. Traditional carpentry h. Other (specify)

#### 2. Woodcarving

a. Chip carving b. Relief carving

c. Whittled d. Machine tooled

e. Chainsaw f. Other (specify)

#### 3. Woodturning

a. Faceplate work b. Spindle work

c. Other (specify)

## CLASS 5 BASKETRY

### Lots

1. Coiled Pine

3. Knotted

5. Twined

7. Other (specify)

2. Coiled other

4. Wicker/Rib Style

6. Woven

## CLASS 6 GOURDS & EGGS

### Lots

1. Carved

3. Painted

6. Inlay

2. Wood Burned

5. Cut Design

7. Other

## CLASS 7 LEATHER CRAFT

### Lots

1. Braided & Woven

3. Tooled

5. Carved

7. Molded/Shaping

9. Other (specify)

2. Stamped

4. Stitched

6. Painted

8. Dyed

## CLASS 8 GLASSWORKING

### Lots

1. Stained Glass original design

2. Stained Glass patterned

3. 3-D Work

5. Etched

7. Lamp Formed

9. Mosaic

11. Other (specify)

4. Blown Glass

6. Fused or Slumped

8. Lamp Panel

10. Painted or fired glass

## CLASS 9 SCALE/MODELS & MINIATURES

### Lots

1. Any model from scratch

2. Aircraft/Helicopters

3. Cars/Trucks/Motorcycles

4. Boats

5. Tanks/Armor

6. Railroad

7. People and fantasy figures

8. Dolls not fabric only/Art Dolls

9. Doll houses and furniture

10. Fairy garden and homes

11. Dioramas and train layouts (max 24"x24")

## CLASS 10 PAPER CRAFTS

### Lots

1. Altered item-Decoupage,

2. Altered Art Journal/Cover

3. Bookbinding

4. Origami/Special Folding Techniques

5. Handcrafted Cards up to set of 4

6. Quilling

7. Scrapbooking (up to two 12"x12" Coordinating pages)

8. Paper objects, flowers, animals etc

9. Set of Tags

10. Banners

11. Boxes

12. Other (specify)

## CLASS 11 BEADING AND JEWELRY

EACH LOT CAN INCLUDE UP TO A SET OF 4  
COMPLEMENTARY ITEMS

### Lots

#### BEADING (Non-Jewelry)

1. Brick/Chevron/Peyote Stitch

2. Embroidery

4. Stringing

6. Recycled/repurposed

3. Loom Work

5. Wirework

7. Other (specify)

#### JEWELRY

1. Beaded

3. Heat Processed

5. Molded

7. Wirework

9. Recycled/repurposed

10. Bring your bling

2. Cast

4. Leather

6. Pounded

8. Woven/Stitched

11. Other (specify)

## CLASS 12 NON FIRED CLAYS

AIR DRY, PLASTER, POLYMER

### Lots

1. Home Decor handcrafted (bowl etc)

2. Floral and nature handcrafted

3. Fashion hand crafted (jewelry, buckles, hair items, etc.)

4. Cake decoration, handcrafted

5. Plaster Cast from original design

6. Concrete decorative from original design

7. Decorative 25%+ mold use

8. Home décor, 25%+ mold use

9. Cake decoration, 25%+ mold use

10. Fashion, 25%+ mold use

11. Other (specify)

## Class 13 Hand Printed Art

**1. Block Printing** Original design only. If you can, please display your printing block.

A. Canvas/poster for wall B. Fabric

**2. Screen Printing** (original design only)

A. Canvas/poster for wall B. Fabric

**3. Chalk Art**

A. Chalkboard B. Other items

**4. Other (specify)**

## CLASS 14 NATURE ART ITEMS MADE FROM OVER 50% OF NATURAL MATERIALS

1. Botanical art layout (fresh petals)

2. Dried flowers freeform or flat lay

3. Decorative Soap

4. Decorative Candles

5. Handmade and decorative paper

6. Beach- driftwood, shells, etc decorative art

7. Other (specify)

8. Wreath of any of the above

## DIVISION UY: YOUTH HOBBY CRAFT

Youth ages 10 and under, & special needs  
Supt. Tanya Felsheim, 541-471-1770

### CLASS A VARIOUS

LIMITED TO ONE ITEM PER LOT.

### Lots

1. Dried Flowers

2. Candle making/decorating

3. Plaster craft painted or crafted

4. Nature Craft

6. String Pictures

8. Seed & Macaroni Craft

9. Plaque/Decoupage

10. Toys

11. Other (specify)

## CLASS B- SPECIAL BUILDING MATERIALS

Limited to size 12x12 base unless prior approval. All items must be mounted securely to a base of some strength including models, including LEGO boards, wood piece or strong foam Core.

### Lots By Manufacturer

#### LEGOS:

1. Freeform created

3. Freeform

5. Freeform

7. Freeform

2. Kit/model

4. Kit/model

6. Kit/model

8. Kit/model

#### LINCOLN LOGS:

#### ROBOTICS:

1. Freeform created



# Open To The Public Divisions

3. Entries will be released Sunday after Fair from 9am-2pm. Ribbons may be picked up in the Fair Office. Items left more than 30 days become the property of the Fairgrounds.
4. Articles must have been painted by the exhibitor within the last year.
5. Exhibitors may enter five (5) items, but only one per lot.
6. The superintendent reserves the right to reclassify an entry.
7. Acceptance and display of large articles is at the discretion of the superintendent.
8. Please supply easels and attach picture hangers if your entry needs this to be displayed properly.
9. Gift certificates may be awarded by the superintendent.
10. All classes are awarded Best of Class, All except semi-professional and professional are eligible for Best of Show and Most Creative.

## CLASSES-

- CLASS 1:** Novice. <6 mos. exp  
**CLASS 2:** Beginners. <2 yrs. exp  
**CLASS 3:** Intermediate. 2-4 yrs. exp  
**CLASS 4:** Advanced. 4+ yrs. exp  
**CLASS 5:** Semi-Professional. Those who have sold some of their artwork, have taught basic classes.  
**CLASS 6:** Professional Class, CDA, MDA or those whose work is published  
**SPECIAL CLASSES BY AGE**  
**CLASS 7:** Children: Up to 5 years  
**CLASS 8:** Youth: 6 - 9 years  
**CLASS 9:** Tween: 10 - 13 years  
**CLASS 10:** Teen: 14 - 17 years  
**CLASS 11:** Special Needs (any age)  
**CLASS 12:** Senior citizen 65 years & older  
**CLASS 13:** Silver citizen 80 years and older

## A. DECORATIVE PAINTING, ROSEMALING TOLE PAINTING, UNFIRED

- Lots**
- |  |                       |
|--|-----------------------|
| 1. Flowers   | 2. Fruit & Vegetables |
| 3. People  | 4. Tole (stroke work) |
| 5. Rosemaling  | 6. Animals            |
| 7. Birds   | 8. Fish               |
| 9. Fabric  | 10. Holiday Fun       |
| 11. Fair Theme "Honoring Veterans of Yesterday, Today, & Tomorrow" |                       |
| 12. Landscape  | 13. Seascapes         |
| 14. Original composition   |                       |
| 15. Something for him (gift ideas)                                 |                       |
| 16. Classical Still Life   |                       |
| 17. Whimsical or Fantasy   |                       |
| 18. Other (specify)  |                       |
| 19. Saws   |                       |
| 20. Gourds   |                       |

## B. HAND PAINTED CHINA

1. Judging on painting only.
2. No entry previously exhibited at the Josephine County Fair will be accepted.
3. No decals, no ceramics, no pottery, no dolls. (these are acceptable in Hobby/Craft)
4. All Age classifications apply

## A. LOTS-BY SUBJECT

- |                            |                        |
|----------------------------|------------------------|
| 1. Naturalistic- Flowers   | 2. Naturalistic- Fruit |
| 3. Scenery                 | 4. Still life          |
| 5. Portraits               | 6. Conventional        |
| 7. Dresden- European style |                        |
| 8. Animals                 | 9. Birds               |
| 10. Delft- Monochrome      | 11. Pen Work           |

## B. Lots By Item

- |              |            |
|--------------|------------|
| 12. Jewelry  | 13. Vases  |
| 14. Tea sets | 15. Gold   |
| 16. Lusters  | 17. Enamel |

- |                   |                     |
|-------------------|---------------------|
| 18. Raised Paste  | 19. Clocks          |
| 20. Covered Boxes | 21. Bisque          |
| 22. Glass Lamps   | 23. Other (specify) |

## C. ROCK PAINTING

*#ourjocofairrocks at Josephine County Fair*

1. All Age classifications apply
2. Special Prizes may be awarded by supt.
3. Each entrant can enter once. You may enter a single Rock, or a set of 3 cohesive rocks in a set. This must be painted/decorated by entrant. Age classifications same in all decorative painting categories.
4. All artists but especially advanced artists and Professionals are encouraged to enter the other decorative paint classifications. Semi Professional/Professional are for display only and are not eligible in this classification for Ribbons.
5. Creativity is judged as much as skill.

## DIVISION W: PHOTOGRAPHY

Pavilion Building

Sponsored by the Caveman Camera Club

Lori & Tony Mitchell, 541-295-4441  
 tony@MitchellArtsPhotography.net

## Rules:

1. All general rules apply. It is the responsibility of the exhibitor to meet these general rules and the requirements of the appropriate class.
2. Entries will be received the Fri. and Sat. before the fair from 9am-5pm in the Pavilion.
3. Entries will be released on Sunday after the fair from 9am-2pm. Photos left more than 30 days becomes the property of the Fairgrounds.
4. Entries will receive a claim ticket upon delivery to the exhibit. Exhibitors must present claim ticket or valid ID when picking up entries.
5. Exhibitors must obtain exhibitor number and entry tags at the fair office prior to submitting entries. To save time fill out all documents and tags before submitting work.
6. Exhibits must be CLEARLY labeled on the back with entrant's name, phone number, email, image title and class.
7. No exhibitor shall enter in more than one class.
8. Except for Class 5, entrants must not be professional.
9. Photos must have been captured and edited (if applicable) by the entrant.
10. Photos may be taken with a film or digital camera including cell phones. All photos must be printed on photography paper.
11. Prints must be mounted securely on a mat board or foam core up to 1/4" thick. Mounting may include a mat cutout. Do not tape your print to a mat cutout without mounting on a mat board or foam core backing. Poster board, construction paper and other flexible materials will not be accepted. Entries that come loose may be removed from the exhibit.
12. Image submissions must meet the size requirements identified for each class.
13. Glass mounted, metal prints, framed prints and gallery wraps will not be accepted.
14. Entries with date prints, names, titles or watermarks on the front of the photo or mat will not be accepted.
15. Josephine County Fair is not responsible for any damage to photos. For protection of photographs, polypropylene photo sleeves or shrink wrapping may be used in all classes but is not required. Shrink wrapping does not include kitchen plastic wrap.

16. Hangers are required on all entries. Simple Adhesive hangers work best.
17. All photographs will be hung by the superintendents.
18. The Josephine County Fair is a family event. No photo showing nudity will be displayed. Any questionable images will be displayed at the discretion of the superintendents.
19. The supts. may reassign categories if needed & disqualify images during judging for any rule violations missed previously.
20. Award ribbons given for Judge's Choice, Best of Class, Best of Show, 1st, 2nd, and 3rd place at the judges and superintendents discretion. Other special awards may be awarded.
21. Images size requirements will be determined by using square inches. To calculate the size measure the length and width of your mounted print including the matting (if any) then multiply the two numbers. Length x Width = Square inches. Example: A print that measures 10x12 equals 120 square inches.

## CLASS 1-AGES 6-10

## CLASS 2-AGES 11-13

1. Prints must be between 24 and 120 square inches including matting if any. Please make sure prints are no smaller than 4x6.
2. Exhibitors may enter four (4) prints within their age group.

## CLASS 3-AGES 14-17

1. Prints must be between 80 and 320 square inches including matting if any. Please make sure prints are no smaller than 8x10.
2. Exhibitors may enter four (4) prints within their age group.

## CLASS 4-AGES 18 AND OLDER

Exhibitors can be anyone from amateur to hobbyist who do not meet the criteria for the Professional Category. Superintendents may use discretion in determining which class an exhibitor belongs in.

1. Prints must be between 80 and 320 square inches including matting if any. Please make sure prints are no smaller than 8x10.
2. Exhibitors may enter four (4) prints in the categories listed for this class. ONLY ONE IMAGE PER CATEGORY ACCEPTED.

## Categories:

1. Landscapes, Seascapes
2. Sunrise, Sunset
3. Waterfall, Streams
4. Architecture
5. Night Scenes
6. Abstraction, Patterns, Repetition
7. Reflections
8. People-Candid

9. People-Portrait
10. Pets
11. Wildlife
12. Still Life
13. Macro, Close-up
14. Action
15. Sports
16. Documentary, Street Photography
17. Floral
18. Celebrations
19. Monochrome
20. Humor
21. Creative Processes (obvious image manipulation such as HDR, composites or special effects)
22. Fair Photos from Previous Years
23. Current Fair Theme: Honoring Veterans of Yesterday, Today & Tomorrow
24. Other

## CLASS 5-PROFESSIONAL

Photographers who are studio owners (virtual or traditional), market your services as a photographer, staff photographers, exhibit work for sale, has been published, awarded money in a contest or provide extensive instruction.

1. Prints must be between 80 and 320 square inches including matting if any. Please make sure prints are no smaller than 8x10.
2. Panoramic images must be at least 6"x18" & a maximum of 10"x30" including matting if any.
3. Exhibitors may enter four (4) prints in the categories listed for this class. ONLY ONE IMAGE PER CATEGORY ACCEPTED.

## Categories:

1. Landscapes
2. People, both Candid and Formal
3. Wildlife
4. Monochrome
5. Macro, Close-up
6. Creative Processes (obvious image manipulation such as HDR, composites or special effects)
7. Still Life
8. Documentary, Street Photography
9. Architecture
10. Other

Volunteers at the Photo Exhibit are members of the Caveman Camera Club (CCC). The CCC meets twice monthly from September - June on the 1st & 3rd Wednesday at 7pm. For more information about the CCC please visit <http://www.cavemancameraclub.com>.

Best of Class, Best of Show and Judge's Choice awards sponsored by Indoor Airman, Jill Hamm Magnabilities, Siskiyou Physical Therapy and The Glass Forge.

# Future Farmers of America



*This is a listing of the Exhibit Divisions offered for the FFA at the Josephine County Fair. In order to exhibit at the fair you must check with your advisor/teacher to get the complete rules and regulations for any or all of these classes to make sure you and your exhibit qualify. This is important, particularly if you are participating in the market classes. Market classes will be shared with the 4-H.*

Your advisor will pick up premium monies on Saturday morning and distribute them to the appropriate parties.

- Division A: Beef Cattle  
 Division C: Swine  
 Division D: Sheep  
 Division E: Dairy Goats  
 Division F: Poultry  
 Division G: Rabbits  
 Division H: Wool  
 Division I: Farm Shop  
 Division J: Farm Crops  
 Division K: Chapter Display Contest  
 Division L: FFA Records  
 Division M: Showmanship  
 Division N: Herdsmanship  
 Division O: Livestock Judging Contest



BEEF ENTRY BLANK

Division B Exhibitor #

Owner Name

Owner Phone #

E-mail

Class	Lot	Sex	Registration Number	Animal Name	Date of Birth	Sire's Registration Number	Dam's Registration Number	Entry Fee
								Total Fees

Complete rules and regulations are under Division B. • Entry fees are \$10 per animal per lot. • Entry deadline is 5pm on July 27.

It is hereby understood and agreed that these animals are entered at the owner's own risk and that show management won't be responsible for the entries, though all due care will be used to protect them. Josephine County Fair 541-476-3215 • PO Box 672, Grants Pass, OR 97528

JoCo JACKPOT STEER/PROSPECT JACKPOT SHOW ENTRY

July 27 Deadline Exhibitor #

Owner Name

Owner Address

Owner Phone #

E-mail

Steer Name

Steer or Calf D.O.B. ENCLOSE ENTRY FEE OF \$25

Stall Space needed for Monday - Saturday YES NO

Mail Entries to: Josephine County Fair, PO Box 672, Grants Pass, OR 97528

For more info. contact Chris Voltz 541-660-3503  
or the Fair Office 541-476-3215  
Complete details of the Bonus Steer Show are in Division B- Beef Cattle.  
Please read the rules before entering.  
Prizes: CASH • Trophy • Buckle

It is hereby understood and agreed that these animals are entered at the owner's own risk and that show management won't be responsible for the entries, though all due care will be used to protect them. Josephine County Fair 541-476-3215 • PO Box 672, Grants Pass, OR 97528

SWINE ENTRY BLANK

Division F Exhibitor #

Owner Name

Owner Phone #

E-mail

Class	Lot		Ear Notch	Registration Number	Date of Birth	Sire's Registration Number	Dam's Registration Number	Entry Fee
								Total Fees

Complete rules and regulations are under Division F. • Entry fees are \$6 per animal per lot. • Entry deadline is 5pm on July 27.

It is hereby understood and agreed that these animals are entered at the owner's own risk and that show management won't be responsible for the entries, though all due care will be used to protect them. Josephine County Fair 541-476-3215 • PO Box 672, Grants Pass, OR 97528

SOUTHERN OREGON MARKET SHOW

Weigh-in Tuesday before Fair at 8am • Show: Wednesday • Live Judging at 9am

Owner Name

Owner Address

Owner Phone #

E-mail

No. of Entries

x \$15 (or \$10) = payable to So. Or. Pork Producers

x \$60 = payable to Alpine Meats

Total Fees Paid

Club Name

ENTRIES LIMITED TO FIRST 45. ENTRIES MUST BE SUBMITTED WITH TWO CHECKS.  
Complete rules and requirements are in Division F heading Entries close on July 27, or after weigh-in on Tuesday before Fair. No entries will be accepted without entry fees. Make checks payable to Southern Oregon Pork Producers or Alpine Meats. For more information call Denise Kyker, 541-664-7675.  
Mail Entries and checks to: Denise Kyker, P.O. Box 3791, Central Point, OR 97502

It is hereby understood and agreed that these animals are entered at the owner's own risk and that show management won't be responsible for the entries, though all due care will be used to protect them. Josephine County Fair 541-476-3215 • PO Box 672, Grants Pass, OR 97528



POULTRY SHOW ENTRY BLANK

Division H Exhibitor #

Owner Name:

Owner Phone Number:

E-mail:

Class	Lot	Sex	Breed	Coop	Band	Entry Fee
						Total Fees

Complete rules and requirements in Division H. • Entry Fee \$2 per bird per lot. • Entry deadline is 5pm on July 27.

It is hereby understood and agreed that these animals are entered at the owner's own risk and that show management won't be responsible for the entries, though all due care will be used to protect them. Josephine County Fair 541-476-3215 • PO Box 672, Grants Pass, OR 97528

GOAT ENTRY BLANK

Division D Exhibitor #

Owner Name

Owner Phone #

E-mail

Agent

Class	Lot	Tatoo	Registration Number	Animal Name	Date of Birth	Sire's Registration Number	Dam's Registration Number	Entry Fee

Complete rules and regulations are under Division D, D1, D2. • Entry fees are \$8 per animal per lot. • Entry deadline is 5pm on July 27.

It is hereby understood and agreed that these animals are entered at the owner's own risk and that show management won't be responsible for the entries, though all due care will be used to protect them.  
Josephine County Fair 541-476-3215 • PO Box 672, Grants Pass, OR 97528

Total Fees

Rogue Valley Dairy Association Goat Show Entry Form

Owner Name

Owner Phone #

E-mail

Agent

Class	Lot	Tatoo	Registration Number	Animal Name	Date of Birth	Sire's Registration Number	Dam's Registration Number	Entry Fee

Mail Entries to: Rogue Valley Dairy Assoc., c/o Gail Swanson  
PO Box 2269, White City, OR 97503

Friday at 9am • Entry Fee: \$5 per Doe  
Supt. Yvonne Roberts • 541-479-3159; Assistant Gail Swanson • 541-842-0858  
Complete rules and requirements are under Division D1. • Entry deadline is 5pm on July 27.

Total Fees

It is hereby understood and agreed that these animals are entered at the owner's own risk and that show management won't be responsible for the entries, though all due care will be used to protect them. Josephine County Fair 541-476-3215 • PO Box 672, Grants Pass, OR 97528



# 4-H Activities



For all 4-H entry forms, explanation cards, evaluation sheets, check sheets, project description sheets, exhibit forms/cards, as well as judging criteria,

contact the OSU Ext. Service Office,  
215 Ringuette Street, 541-476-6613.

(Many of the above items can be found  
on the Oregon 4-H State website at:

<https://extension.oregonstate.edu/4h/state-fair>)

## GENERAL ENTRY & EXHIBIT INFO.

1. All Jo Co Fair Rules and Regulations apply to 4-H entries unless otherwise noted.
2. Project Superintendents have authority over their departments as volunteers acting for the OSU Extension Service 4-H Youth Development Program. Ultimate authority is through the OSU Ext. Service 4-H Agent. The 4-H Agent will deal with issues only after discussion has occurred with club leaders/volunteers and/or project Superintendents.
3. Please note that exhibiting at the Josephine County Fair as a 4-H member is a privilege earned by following rules and guidelines for 4-H exhibiting as described in this publication and associated 4-H Contest Guides, Handbooks and signed documents.

### ELIGIBILITY

1. Rules specific to each 4-H project are listed with that project in this Fair book.
2. To exhibit at County Fair 4-H Members should have been enrolled in their project(s) in Josephine County 4-H no later than the published deadlines. A personal health form and a signed **Code of Conduct** must also have been submitted to participate in County Fair. 4-H Members must also submit an in progress 4-H Record Book with up-to-date project records, reviewed by their project leader and a signed **Exhibitor Code of Practice** to be eligible to purchase a 4-H discounted Fair pass and to exhibit at County Fair.
3. 4-H members enrolled after a project enrollment deadline are not eligible to exhibit in that project at County Fair. They may participate in 4-H Open Contests listed in the **4-H Open Contests** section of this Fair Book and/or any of the classes listed in the COMMUNICATIONS section of this Fair Book, with the exception of Creative Writing. If they wish to participate in these activities at County Fair they are also eligible to purchase a 4-H discounted Fair pass if they submit an in progress 4-H Record Book with up-to-date project records, and a signed **Exhibitor Code of Practice**.
4. 4-H members, when exhibiting at fair, are grouped into classes based on their age as of Sept. 1st of the previous year. Ore. 4-H uses the following age divisions for eligibility in competitive events: Juniors- ages 9-11 on Sept. 1st; Intermediates- ages 12-14 on Sept. 1st; Seniors- ages 15-19 (not graduated from High School) on Sept. 1st. Although they may not individually exhibit at County Fair, Cloverbuds - ages 5-8 on Sept. 1st may enter a club display & participate in certain group activities designated specifically for 4-H Cloverbuds.
5. Some project also designate "Beginner" or "Novice" classes depending upon the participation experience of the member.

### STATE FAIR ELIGIBILITY

1. 4-H project Superintendents have info. regarding eligibility for State Fair exhibits.

2. Potential State Fair exhibits must be of blue ribbon quality at the County level and/or be authorized by the project Superintendent and/or 4-H Agent for entry.
3. State Fair entries must meet requirements given in the State Fair book.
4. All classes are qualifying classes for State Fair exhibits except those noted as "County Classes" or where restrictions are included.
5. Only Intermediate & Senior 4-H members can qualify to exhibit animals or enter contests in which attendance is required at State Fair, with the exception of Shooting Sports.

### EXHIBIT REQUIREMENTS

1. All work must be the work of the 4-H member and be completed as part of the current year's project. Work done after County Fair, but prior to October 1 and not previously exhibited, may be included in the next project year.
2. All 4-H Fair entry forms must be completed and in the OSU Extension Office no later than the "4-H Fair Entry Day". **This deadline will be strictly enforced!**
3. An in progress 4-H Record Book with up-to-date 4-H project records must also be submitted by the 4-H member with their entry forms.
4. A 4-H member may enter only one exhibit per class number unless otherwise specified.
5. The same exhibit may not be entered in more than one class unless specifically allowed.
6. The 4-H member must be enrolled in the project area in order to exhibit in that project unless otherwise specified.
7. No exhibit may be entered in both 4-H and FFA with the exception of the horse and the dog project.
8. The 4-H project manuals, contest guides and signed documents shall be the guides for requirements not specified in this Fair book.
9. All exhibits should be age appropriate and in good taste. Show management reserves the right to not display items they deem inappropriate.
10. Only properly entered, registered, and approved exhibits may be on the fairgrounds.
11. Exceptions to the rules during County Fair, for good cause, shall be at the discretion of the project Superintendent. Exceptions should be requested at least 1 hr. before the class begins.
12. No entry fee is required of 4-H members participating in the Fair. A \$5 deposit is required with entry forms for selected contests. The deposit is returned when the exhibitor arrives for their scheduled contest time slot. Horse exhibitors may be required to pay a stall fee.
13. **NO "For Sale" signs may be posted on any 4-H exhibits.**
14. A 4-H member may exhibit a maximum of **three** (3) animal science species that are housed on the fairgrounds during County Fair.
15. 4-H exhibits are entered and displayed at the risk of the exhibitor. The 4-H County personnel will exercise due care to protect exhibits, but will not accept responsibility for loss or damage due to large crowds, the arrangement of the building in which the exhibits are housed or the great number of exhibits. 4-H members who have exhibits of great sentimental and/or monetary value should carefully consider whether such exhibits should be exposed to the hazards of the fair.

### DELIVERY & REMOVAL OF EXHIBITS

1. No 4-H animal shall be accepted for exhibit prior to or after the designated delivery time for

that species without the consent of the project Superintendent.

2. Exhibits in the Exhibit Bldg. are to be delivered between Noon and 4:30pm on the Sunday before the opening of the County Fair. Delivery time for horticulture exhibits (container gardening, flowers, herbs, & vegetables) is indicated under that Division's rules. Any changes will be announced before the fair.
3. Time of delivery for horses and other animal exhibits will be announced by each specific project area prior to fair.
4. 4-H members or parents of members who begin disassembly/removal of livestock exhibits before the designated release time shall forfeit any award premium monies for that exhibit. In addition, the privilege of participating in future 4-H fairs may be revoked. Livestock exhibits and animals are released at Noon on Sunday, unless otherwise specified by the fairgrounds management.
5. The Junior Livestock Barn and the Swine Barn will be closed between 5am and 11am on Sunday following the Fair. No break-down or removal of displays shall occur during that time period.
6. Exhibits in the OSU Extension Building on the fairgrounds must be picked up between 9:30 and 11:30am on Sunday following the Fair. Unclaimed exhibits will be disposed of unless specific arrangements have been made prior to that morning.

### JUDGING AND AWARDS

1. An effort is made to secure qualified and competent judges. It is courteous and in the spirit of the 4-H program to gracefully accept the decisions of the judges, which are final. Any concerns are to be directed to the project Superintendent, NOT to the specific judge, NOR to others especially via social media.
2. Some exhibits in the OSU Extension Building will be judged by interview. Exhibitors will need to accompany those entries when they are delivered.
3. The 4-H program uses the modified Danish Merit System of awards. Those exhibits that do not meet the class requirements will be awarded an "Exhibitor" ribbon. Blue, red and white are awarded according to the following criteria: Blue-Excellent; Red-Good; White-Acceptable, but needs improvement.
4. An alternative ribbon award system may be used but only as specifically designated in this fair book.
5. In the opinion of the judge, a Champion and Reserve Champion may or may not be selected from each division or class. Only blue ribbon exhibits are eligible to receive Champion or Reserve Champion ribbons. Grand Champions and Reserve Grand Champions shall be selected only from those awarded Champion ribbons.
6. Special awards may be presented at the time of judging or at a later time as per project needs.

### PREMIUMS

1. Premium money is distributed through the generosity of the Jo Co Fair Board.
2. Club leaders are asked to pick up Premium Vouchers for their entire club at one time.
3. To become a "premium class", the class must have a minimum of 8 entries for three consecutive years or be offered at State Fair.
4. Premium Vouchers must be picked up between 5-6pm on Friday evening or between 8-9am on Saturday morning in the OSU Extension Building on the fairgrounds during

Fair week.


5. Vouchers must be exchanged for money between 9-11 am on Saturday morning of Fair week at the Grandstand. This is the **ONLY TIME** premium money will be distributed. No money will be given out without a voucher.
6. Specific information regarding premiums is available from the OSU Extension Office.

### ADMISSION AND PARKING INFO.

1. A 4-H discounted fair pass (armband) will be available for \$5 for each 4-H member properly enrolled according to fair eligibility requirements.
2. A 4-H discounted fair pass will be available for \$7 for each currently enrolled 4-H leader/volunteer helping their club and/or club members who are participating in the fair.
3. A discounted season fair pass will be available for parents/guardians (maximum of 2/family) of 4-H members exhibiting at Fair through their child's club. Contact the primary leader for further information.
4. All others may purchase discounted fair passes prior to fair at the fairgrounds. Watch for advertisements or call the fairgrounds at 541-476-3215.
5. Limited parking space is available in the OSU Ext. parking lot for 4-H volunteers and club families. Parking passes shall be distributed through 4-H clubs only as space is available, certain requirements have been met and according to need. All project Superintendents shall receive a parking pass and a designated parking space.

### APPROPRIATE DRESS AND CODE OF CONDUCT

1. The Code of Conduct signed by every member at the time of enrollment shall be enforced, as well as the signed Exhibitor Code of Practice which is submitted with fair entries.
2. 4-H members are expected to conduct themselves in a manner that reflects well upon themselves and 4-H. 4-H exhibitors displaying inappropriate behavior, including unacceptable language and dress, deemed so by the project Superintendent, 4-H Agent, and/or Fair management may be required to withdraw themselves & their exhibits from fair.
3. Clothing for all members is to be neat, clean & appropriate for the activity. Horse and livestock members are to wear close-toed shoes when in the barn or working with animals. Show clothes requirements are published in the 4-H Update prior to fair and are to be followed for each specific animal species.
4. 4-H club leaders/volunteers working with project Superintendents are expected to educate youth concerning appropriate dress issues, Code of Conduct and fair as well as ethical behavior as they arise in the 4-H area.





# 4-H Activities

Members, once it is brought to their attention, will be given an opportunity to comply with the dress code (another change of clothes, Green Closet, available t-shirts for tops, colored tape for holes in pants, etc.) Code of Conduct and/or the required fair and ethical behavior. Members found to be unwilling to comply could become ineligible for participation in the remainder of County Fair and/or future exhibition (consequences to be determined by the 4-H Agent in consultation with the project Superintendent and club leader). Willful non-compliance must be from firsthand knowledge and be documented in writing and signed.

5. 4-H leaders/volunteers are expected to conduct themselves in a manner that reflects well upon themselves and 4-H. They are also expected to follow the **Adult Volunteer Agreement** signed by every volunteer at the time of enrollment and the **4-H Leader/Volunteer Code of Practice** which was signed and submitted with fair entries.

6. ALL adults (including parents) associated with the 4-H program are reminded that their behavior & appearance is a model for all 4-H members. Adult language, behavior and dress are to reflect the spirit of the 4-H program, especially when wearing the 4-H emblem.

## 4-H OPEN CLASSES/CONTESTS

Most open to all 4-H members  
(see individual rules)

### GRAHAM CRACKER HOUSE COUNTY CLASS, RIBBONS ONLY

1. Open to any enrolled 4-H member. Open to Cloverbuds as a club display only.
2. Houses must be on a sturdy base no larger than 12"x12" that will support the weight of the house.
3. Everything that is showing must be edible. Lollipops with sticks are acceptable as long as they contribute to the design of the decorations. No toothpicks are allowed.
4. Houses could be several stories high and/or several smaller houses could be part of the exhibit as long as it fits within the 12"x12" base requirement & can be easily moved.
5. Hot glue may be used inside the house for stability but must not be seen from the outside of the house.
6. Total exhibit cost must not exceed \$10.
7. A list of ingredients with associated costs must accompany the exhibit. Include your name, grade, age and club.

Note: Fill in the blank in the class number with the appropriate number below:

Cloverbud Club- 0, Junior- 1,  
Intermediate- 2, Senior- 3  
511 700 00\_ Graham Cracker House

### CRAFT CORNER COUNTY CLASS, RIBBONS ONLY

1. Open to any enrolled 4-H member. Not open to Cloverbuds.
2. No larger than 24"x24" and 2' in height.
3. Must be able to easily lift and move craft in one piece.
4. Mount small crafts on cardboard or enclose in a Ziploc bag so that it can be easily displayed.
5. May enter up to 4 items.

Note: Fill in the blank in the class number with the appropriate number below:

Junior- 1, Intermediate- 2, Senior- 3  
238 700 00\_ Craft Corner

### DECORATED COOKIE(S) COUNTY CLASS, RIBBONS ONLY

1. Open to any enrolled 4-H member. Not open to Cloverbuds.
2. All decorations must be edible. Include a 3"x5" card telling what was used for decorating.
3. Include the recipe for the cookie(s).
4. Exhibit must be no larger than 12 by 12 inches. Large cookie exhibit must not exceed 12 inches. Small cookies exhibit must include at least 3 cookies but not more than 6 cookies.
5. May enter up to 2 exhibits.

Note: Fill in the blank in the class number with the appropriate number below:

Junior - 1 Intermediate - 2 Senior - 3  
511 710 01\_ Decorated Cookie - large (1)  
511 710 02\_ Decorated Cookie(s) - small (3-6)

### DECORATED ROCK(S) COUNTY CLASS, RIBBONS ONLY

1. Open to any enrolled 4-H member. Not open to Cloverbuds.
2. Exhibit must be no larger than 24"x24" and 1' in height.
3. Exhibit may consist of 1 or more rocks but must be able to be easily lifted and moved in one piece.
4. May enter up to 4 exhibits.

Note: Fill in the blank in the class number with the appropriate number below:

Junior- 1, Intermediate- 2, Senior- 3  
239 700 01\_ Decorated Rock(s)

### RECYCLED EXHIBIT COUNTY CLASS, RIBBONS ONLY

1. Open to any enrolled 4-H member. Not open to Cloverbuds.
2. Exhibit must be clean and for safety reasons not contain any of the following:
  - living organisms - plant or animal
  - any liquids
  - aerosol bottles or other pressurized gases
  - glass
  - hazardous substances
  - sharp items

4-H building supervisor has the final say.  
3. No larger than 24"x24" & 6' in height.  
4. Must be able to easily lift and move exhibit in one piece.  
5. May enter up to 2 items.

Note: Fill in the blank in the class number with the appropriate number below:

Junior- 1; Intermediate- 2; Senior- 3  
238 800 00\_ Recycled Exhibit

### FASHION REVUE CONTESTS READY TO WEAR

1. Open to any enrolled 4-H member. Not open to Cloverbuds.
2. See Contest rules & requirements under the FAMILY AND CONSUMER SCIENCE section, FASHION REVUE CONTEST- READY TO WEAR.

#### CHALLENGE

1. Open to any enrolled 4-H member. Not open to Cloverbuds.
2. See Contest rules & requirements under the FAMILY AND CONSUMER SCIENCE section, FASHION REVUE CONTEST- CHALLENGE.

### HONEYBEE EDUCATIONAL DISPLAY

1. Open to any enrolled 4-H member. Not open to Cloverbuds.

2. An educational exhibit relating to honeybees, honeybee keeping, honeybee products or honeybee information.
3. See Contest rules & requirements under the COMMUNICATIONS section, EDUCATIONAL DISPLAYS.

Note: Fill in the blank in the class number with the appropriate number below:

Junior- 1, Intermediate- 2, Senior- 3, Club- 4  
821 200 00\_ Honeybee Educational Display

### SCIENCE INVESTIGATIVE DISPLAY

1. Open to any enrolled 4-H member. Not open to Cloverbuds.
2. The purpose of this type of exhibit is for members to communicate the processes and outcomes of a scientific investigation they design and conduct themselves.
3. See Contest rules and requirements under the SCIENCE section.

### COMPUTER

1. Open to any enrolled 4-H member. Not open to Cloverbuds.
2. The purpose of this type of exhibit is for members to identify a problem to solve or create an application involving technology.
3. See Contest rules and requirements under the SCIENCE section.

### SCARECROW EXHIBIT COUNTY CLASS, RIBBONS ONLY

1. Open to all traditional 4-H Clubs. Open to Cloverbuds as a club display.
2. Only one entry per club. Include club name and list of members who participated.
3. Entry is to be the product of the 4-H members' efforts only.
4. Entry is to reflect the Fair Theme.  
710 700 000 Scarecrow Exhibit

### THE BOUNTY COUNTY CLASS, RIBBONS & AWARDS

1. Open to any enrolled 4-H member. Not open to Cloverbuds.
2. Exhibit is to have 5 different vegetable groups represented.
3. See Contest rules and requirements under the HORTICULTURE section, THE BOUNTY.

### LIVING FLORAL ARRANGEMENT COUNTY CLASS, RIBBONS & AWARDS

1. Open to any enrolled 4-H member. Not open to Cloverbuds.
2. Exhibit is to explore creativity. Unique containers are welcome.
3. Minimum of 5 individual plant types used.
4. See Contest rules and requirements under the HORTICULTURE section, LIVING FLORAL ARRANGEMENT.

### LIVESTOCK JUDGING CONTEST COUNTY CLASS

1. Open to any enrolled 4-H and FFA member. Not open to Cloverbuds.
2. Individuals will be grouped as Beginners, Juniors, Intermediates and Seniors.
3. This contest is one of the approved judging contests used to qualify as a member of the Jo Co 4-H Livestock Judging Teams for the following year.
4. The Jo Co 4-H Livestock Judging Team members will be selected based on the highest average scores from approved Livestock Judging Contests held earlier in the 4-H year.
5. Event will take place in the Junior Livestock Barn on Fri., Aug. 16 at 9:30am. If the time changes it will be announced at the 4-H

- Livestock Exhibitor morning meeting.
6. No entry numbers are required.

## EXTENSION BUILDING EXHIBITS AND CONTESTS

Exhibits are displayed in OSU Ext. Service Building on the Fairgrounds and/or participated in according to the Fair Schedule.

### GENERAL RULES


1. All exhibits must be conspicuously labeled with name, club, grade and project name as required in the project description.
2. Exhibitors must be enrolled in the project area in which they enter with the exception of the 4-H Open Classes/Contests and Communication projects, excluding Creative Writing.
3. All 4-H Exhibits are entered at the owner's risk. Neither the fairgrounds nor the 4-H program are responsible for exhibits. See EXHIBIT REQUIREMENTS #15 under 4-H Entry and Exhibit General Information.
4. All items exhibited must be owned by the 4-H member and be a product of their work during their current year's enrollment. However, work done after County Fair and prior to October 1st of the next 4-H year's enrollment may be exhibited in that year's County Fair.

### DELIVERY & RELEASE OF EXHIBITS

1. Each exhibitor is responsible for delivering his/her entries to and from the fairgrounds. Exhibits to be displayed in the Extension Building must be entered between noon and 4:30pm on Sun., Aug. 11. No item to be inter-view judged will be accepted after 4:15pm.
2. Fashion Review will be judged on Fri., Aug. 9 beginning at 9am. Fashion Revue will be publicly modeled on Sat., Aug. 17 at 4:30pm.
3. Extension Building exhibits will be released between 10-10:30pm on Sat., Aug. 17. State Fair exhibits will be accepted during that time if special arrangements have been made by noon on Saturday. All remaining Extension Building exhibits will be released between 9:30-11:30am on Sun., Aug. 18. State Fair exhibits will also be accepted during that time and will leave for State Fair at 11:30am. NO LATE EXHIBITS WILL BE ACCEPTED.
4. Exhibits unclaimed by 11:30am will be disposed of with the ribbons held for the exhibitor.

### JUDGING AND AWARDS

1. The decision of the judges is final in all classes and contests.
2. Ribbons awarded must be left on the exhibits for display during County Fair.
3. Those exhibitors selected for special awards must write a "Thank you" note and deliver it to the building supervisor before the award can





**"Honoring  
Veterans of  
Yesterday, Today  
and Tomorrow"**



**Gates Open  
at 10am**

# Josephine County Fair ★ August 14 - 17

## Wednesday, August 14

5-7pm **EASY LISTENING BY MIKE BRONS**  
7pm **FOGLINE**  
8pm **LEE GREENWOOD**  
8pm **MIKE BRONS & FM 79 60S-80S MUSIC**

## Thursday, August 15

5-7pm **EASY LISTENING BY MIKE BRONS**  
7pm **BILLY LUND & WHISKEY WEEKEND**  
8pm **MARK CHESTNUTT**  
8pm **SOUND STAGE REVIEW**

## Friday, August 16

5-7pm **EASY LISTENING BY MIKE BRONS**  
6-8pm **WGAS TRUCK & TRACTOR PULLS**  
8pm **HOWELL RODEO**  
9:30pm **BORDER PATROL - ROCKIN' COUNTRY**

## Saturday, August 17

5-7pm **EASY LISTENING BY MIKE BRONS**  
6-8pm **WGAS TRUCK & TRACTOR PULLS**  
7-9pm **BATTLE OF THE BANDS**



**Mark Chestnutt**



**Howell Rodeo Company**



**Grounds Acts:**  
All-Alaskan Racing Pigs  
The Pirate's Parrot Show  
Professor Smart  
Annie the Clown & Butterscotch Block



**ANHEUSER-BUSCH**

**Advanced  
Maintenance**



**Tony Wytcherly**

Grants Pass **Daily Courier**





# #LIVINLOCAL

*Hellgate*  
JETBOAT EXCURSIONS

## \$10 OFF

## ANY EXCURSION

## ANY DAY IN MAY

*locals only*



**BOOK YOUR #LIVINLOCAL DEAL NOW AT HELLGATE.COM**

Offer valid on any excursion booked Mon-Sun May 1st-31st, 2018. Excludes Memorial Day Weekend May 25th-27th. Discount valid for Residents in Jackson, Josephine, Douglas, Klamath, Coos, Del Norte and Shasta Counties. Must provide valid proof of residency. photo ID required at time of Check-In. Some exclusions may apply, please ask for details.

## 4-H Activities

be released to them. Notes can be written any time during County Fair.

### STATE FAIR INFORMATION

1. Up to three exhibits per class may be selected by the judge for State Fair, if there is a corresponding class at State Fair.
2. State Fair exhibits must be Blue ribbon quality as deemed by the judge, and/or approved by the project Superintendent and/or the 4-H Agent.
3. It is the responsibility of the 4-H member to seek out information about which if any of their exhibits have been selected for State Fair. It is also the responsibility of the 4-H member to seek out information as to the procedure they need to follow to enter those exhibits in State Fair. This is NOT an automatic process and the 4-H member needs to take an active part.

### COMMUNICATIONS CREATIVE WRITING

1. Exhibitors may enter one exhibit per age division class. Seniors and Intermediates may also enter one exhibit in the Celebrate Our World class.
2. All exhibits must have a completed Creative Writing Explanation Card (212-01) attached.
3. All entries must be the original work of the 4-H member.

### POETRY

1. Poem can be any style (haiku, limerick, rhyme, sonnet, pastoral, free verse, acrostic, blank verse, couplet, etc.).
2. Poem can be written on any age-appropriate subject.
3. Poem must have a title.
4. Poem must be mounted or matted for display.

play. No glass is allowed. Artwork or photographs may be added. Credit will be given for creativity in the display of the poem.

5. Size of exhibit cannot exceed 12" x 12".

Note: Fill in the blank in the class number with the appropriate number below:

Junior – 1, Intermediate – 2, Senior – 3  
212 100 00\_Poetry

### 2019 CELEBRATE OUR WORLD: GREECE

To celebrate the diversity in our world, each year the Oregon 4-H project areas will focus attention on the cultures of a different country or region of the world. This special emphasis allows members to focus on learning about the country/region and the skills and techniques unique to that culture.

Note: Fill in the blank in the class number with the appropriate number below:

Intermediate – 2, Senior – 3  
212 800 00\_Celebrate our World inspired poetry

### SHORT STORY

1. A fiction story on any appropriate topic.
2. Story should be 1-3 pages for juniors, not to exceed 5 pages for intermediates, and not to exceed 10 pages for seniors. Pages are to be 8x11 and single-sided.
3. Story must be typed in an easy-to-read font (such as Times, size 14), double-spaced.
4. Credit will be given for illustrations (artwork, photographs, etc.).
5. Story should be placed in a flat, stiff 8x11 inch folder with internal fasteners. (Three-ring binders and folders with external clips are not acceptable.) The exhibit tag should be attached to the cover.

## GET THE BEST FOR WHAT YOU GROW



## SOUTHERN OREGON COMPOST

*Family Owned & Operated for 20 Years!*

We Have All You Need for  
Indoor and Outdoor Growing

### WE CARRY

Premium Organic Compost  
Aged Dairy Manure  
Soil-less Potting Mix w/Coir Fiber  
Top Soil • Raised Bed Soil  
Potting Soil • Decorative Bark  
Peat Moss • Pumice  
Ask About Custom Mixes & More

**Down To Earth™ Fertilizers**  
All natural fertilizers for the organic garden

**You Haul or  
Delivery Available**

**541.479.7409**

5863 Lower River Rd., Grants Pass

[www.southernoregoncompost.com](http://www.southernoregoncompost.com)

### WE RECYCLE

Brushpiles/Fuel Reduction  
Clean Yard Debris  
Grass Clippings • Leaves  
Prunings • Horse Manure

**Drop Off  
\$1/Yard**

**\$5 Minimum**

Less than 10 Minutes from  
Downtown Grants Pass





## 4-H Activities

Note: Fill in the blank in the class number with the appropriate number below:

Junior – 1, Intermediate – 2, Senior – 3  
212 300 00\_Short Story

### 2019 CELEBRATE OUR WORLD: GREECE

To celebrate the diversity in our world, each year the Oregon 4-H project areas will focus attention on the cultures of a different country or region of the world. This special emphasis allows members to focus on learning about the country/region and the skills and techniques unique to that culture.

Note: Fill in the blank in the class number with the appropriate number below:

Intermediate – 2, Senior – 3  
212 802 00\_Celebrate our World inspired short story

### EDUCATIONAL DISPLAYS

1. Exhibitors may enter 1 exhibit per age division class and be part of a club entry. Seniors and Intermediates may also enter one exhibit in the Celebrate Our World class.
2. These classes are open to all 4-H members. Open to Cloverbuds as a Club Display ONLY.
3. These classes are especially appropriate for those projects that have no separate exhibit classes or for locally developed projects. (Note: Educational displays about honeybees should be entered in the Honeybee Educational Display under the OPEN CONTESTS. Educational displays about science should be entered in the Science Investigation Display classes under the SCIENCE exhibits.)
4. The exhibit may be a poster or a three-dimensional display. Single posters may be displayed by hanging. All other displays must be free standing.

5. Posters are limited in size to 30" by 24". Individual three-dimensional displays are limited in size to 48" wide (measured when lying flat), 24" deep (front to back), and 36" high. Club exhibits are limited in size to 60" wide, 24" deep (front to back), and 36" high. The weight of any display cannot exceed 30 lbs.

6. Exhibits may include pictures, models, diagrams, and actual articles if they qualify under the safety standards listed below.

7. Drawings or photos which are an essential part of the display should be firmly attached to the board.

8. Loose materials like soil, bark or sand must be displayed in closed containers.

9. All information contained in the exhibit must be able to be viewed by the public by looking at the display. **No books or notebooks will be accepted as part of the display.** The display may include flyers, business cards, information sheets, etc. for public distribution. Enough should be provided to last throughout the entire fair. Sources must be listed on the front of the display.

10. **The following materials will not be allowed on the display for safety reasons:**

- living organisms - plant or animal
- any liquids
- aerosol bottles or other pressurized gases
- glass
- hazardous substances
- sharp items

11. Display (all parts) should be able to last the duration of the fair in good repair.

12. **Each piece of the exhibit must have the member name, county and class number securely attached to it. All parts of the exhibit should be attached to one another in**



Booth Insurance Agency  
is proud to support the  
Josephine County Fair  
and all of it's programs  
for local kids!

Please support the  
**LIVESTOCK  
AUCTION**

on Saturday, August 17th!

Don't forget to  
donate to the  
Shriner's Hospital!



**Booth Insurance  
Agency**

814 SW 4TH Street Corner of 4th & Bridge

**541-476-9223**

# PLANNING a RIVER TRIP?

## Visit Us FIRST

- Raft and Tahiti Rentals
- Full Service Bait & Tackle
- Boating Supplies
- Beverages, Snacks & Ice
- Hunting and Fishing Licenses
- Boat Registration Agent
- Ethanol-Free Premium Gas
- Propane



Need A Guide? Call Troy!

**Troy's**  
541-761-0015  
Licensed & Insured

- Salmon
- Steelhead
- Scenic
- Half Day
- Full Day

All Gear  
Provided

Ready to  
**CHILL OUT ON THE  
COOL RIVER?**

**U<sup>76</sup> Save  
GAS & TACKLE**

935 Rogue River Hwy. • 541-476-9871

Open Daily • 5am - 9pm





**CK**  
**10SE**  
35-40 HP



CS-2210

**NEW** Kioti® CS-2210 with loader.....Call for pricing

**NEW** Kioti® CK-3510SE with loader.....Call for pricing



**GREAT DEAL**

**NEW Kioti® CK4010SE**  
HST with cab.....

**\$30,500**

**GREAT DEAL**

**NEW Kioti® CK3510SE**  
HST with cab.....

**\$27,500**



Come check out our  
**ANTIQUE FARM EQUIPMENT and PARTS!**

**More New & Used Tractors and  
Attachments - Call for details!**



**RUNAWAY  
TRACTOR**

**UNDER NEW OWNERSHIP!**

**Reliable Tractors • Exceptional Service**

*"In God We Trust"*



# 4-H Activities

some way to keep the exhibit together as a unit.

13. Club exhibits are to be entered under the club name but must include the names of all members & volunteers. This may be on a separate paper securely attached to the back of the exhibit. Club exhibits will receive 1 ribbon.

14. An Edu. Display Exhibit Explanation Card (000-01) must be attached to each exhibit.

Note: Fill in the blank in the class number with the appropriate number below:

Junior- 1, Intermediate- 2, Senior- 3, Club- 4  
214 100 00\_ Educational Display

## 2019 CELEBRATE OUR WORLD: GREECE

To celebrate the diversity in our world, each year the Oregon 4-H project areas will focus attention on the cultures of a different country or region of the world. This special emphasis allows members to focus on learning about the country/region and the skills and techniques unique to that culture.

Note: Fill in the blank in the class number with the appropriate number below:

Intermediate - 2, Senior - 3 Club - 4  
214 800 00\_ Celebrate our World inspired educational display

## PRESENTATIONS

1. Presentations are divided into 4 types: demonstrations, illustrated talks, public speeches and impromptu speeches.

2. All 4-H members may present a demonstration or illustrated talk. Only Intermediates and Seniors may present a Public or Impromptu Speech.

3. Exhibitors may enter one entry in each class as long as the subject matter is different for each.

4. Exhibitors will be expected to use a microphone. A table and easel will also be provided.

A computer and projector can be available with prior notice.

5. The use of notes is permitted for the demonstrations, illustrated talks and public speeches. However, the excessive use of notes may be counted against the exhibitor at the judge's discretion.

6. During the presentation the exhibitors should introduce themselves by name & topic.

7. Exhibitors should cite their major references at the conclusion of their demonstration, illustrated talk or public speech. (Citing references is not included in the time.)

8. Anyone may ask questions of the exhibitor(s) at the conclusion of their demonstration, illustrated talk or public speech.

onstration, illustrated talk or public speech.

9. Exhibitors will be interviewed by the judge at the conclusion of their presentation.

## DEMONSTRATIONS AND ILLUSTRATED TALKS

1. A demonstration shows how to do something with a finished product at the end. An illustrated talk is a way to share information with the use of visual aids.

2. Topics may be anything the exhibitor wants to share with others that is appropriate to the venue and within the guidelines and spirit of 4-H. The final decision as to the appropriateness of a topic will be at the discretion of the Superintendent.

3. A member may not present the same topic in more than one class at a County Fair.

4. Teams will consist of two exhibitors. If one member is a senior and the other an intermediate, the presentation should be entered in the senior level.

5. Each team or individual will have 15 mins. to setup, present, answer questions & clear the area. All work must be done by the exhibitor. Actual presentation should be 7-10 mins. long.

6. Exhibitors must furnish all supplies and equipment required beyond that already furnished. If other special equipment is needed, contact the Presentation Superintendent.

Note: Fill in the blank in the class number with the appropriate number below:

Junior- 1 Intermediate- 2 Senior- 3  
211 600 01\_ Demonstration, Individual  
211 600 02\_ Demonstration, Team  
211 601 01\_ Illustrated Talk, Individual  
211 601 02\_ Illustrated Talk, Team

## 2019 CELEBRATE OUR WORLD: GREECE

To celebrate the diversity in our world, each year the Oregon 4-H project areas will focus attention on the cultures of a different country or region of the world. This special emphasis allows members to focus on learning about the country/region and the skills and techniques unique to that culture.

Note: Fill in the blank in the class number with the appropriate number below:

Intermediate - 2, Senior - 3  
211 800 00\_ Celebrate our World inspired presentation  
211 800 02\_ Team Celebrate our World inspired presentation

## 2019 FAMILY AND CONSUMER SCIENCE PRESENTATIONS

Seniors only: If you would like to qualify for the National FCS Classic in Denver, Colorado, you must give your presentation at State Fair on Saturday, August 24th, Sunday the 25th, or Monday the 26th.

The subject matter must pertain to the home economics or family and consumer sciences subject matter such as foods and nutrition, food preservation, home environment, clothing and textiles, knitting and crocheting, child development, finance, time management, emergency preparedness, or healthy living.

## PUBLIC SPEECHES

1. A public speech may be informational or persuasive. NO visual aids may be used.

2. Topics may be anything the exhibitor wants to share with others that is appropriate to the venue and within the guidelines and spirit of 4-H. The final decision as to the appropriateness of a topic will be at the discretion of the Superintendent.

3. A member may not present the same topic more than once at a County Fair.

4. Speeches should be 7-10 minutes long.  
211 602 012 Public Speaking, Intermediate  
211 602 013 Public Speaking, Senior

## 2019 CELEBRATE OUR WORLD: GREECE

To celebrate the diversity in our world, each year the Oregon 4-H project areas will focus attention on the cultures of a different country or region of the world. This special emphasis allows members to focus on learning about the country/region and the skills and techniques unique to that culture.

Note: Fill in the blank in the class number with the appropriate number below:

Intermediate - 2, Senior - 3  
211 801 00\_ Celebrate our World inspired public speech

## IMPROMPTU SPEECHES

1. An impromptu speech is composed and delivered with no prior preparation. NO visual aids may be used.

2. Presenters will draw topics at random.

3. Once the topic is drawn the presenter has 5 minutes to prepare before they begin their speech. The presenter may write notes on one 3x5" note card which will be provided.

4. Speeches should be 3-5 minutes long.

5. During the speech, contestants should introduce themselves by name, county, and topic.

6. No questions may be asked at the conclusion of the speech.

211 603 012 Public Speaking, Intermediate  
211 603 013 Public Speaking, Senior

## VIDEOGRAPHY

1. Open to all 4-H members in all project areas.  
2. Individual members and/or teams may enter one exhibit per class.

3. Suitable topics include project and non-project related subject matter.

4. All portions of the video and sound must reflect the ideals of the 4-H program, and comply with the 4-H Code of Conduct and Exhibitors Code of Practice.

5. Audio and video not actually recorded by the member(s) must be from the public domain or not infringe on copyright.

6. Public display of the video will be at the discretion of 4-H management.

7. Videos must be between 30 seconds and 10 minutes long, not including the entry information at the beginning or the credit roll at the end. All audio and video parts not recorded by the member(s), must be given credit at the end of the video.

8. To be eligible for judging, videos must be presented in a format viewable on any computer or uploaded to a website. Options and instructions are available from the OSU Extension Office.

9. All exhibits must be accompanied by a Videography Exhibit Explanation Card (213-02).

Note: Fill in the blank in the class number with the appropriate number below:

Jr.- 1, Intermediate- 2, Senior- 3, Club/Team- 4  
213 100 00\_ Promotional (advertisements, public service announcements, other promotional pieces)  
213 200 00\_ Documentary (oral history, travel log and other documentary pieces)  
213 300 00\_ Educational (would include "how to" or informational pieces)  
213 400 00\_ Performance (emphasize capturing a performance- not the quality of the performance itself)

ing a performance- not the quality of the performance itself)

213 500 00\_ Animation

## 2019 CELEBRATE OUR WORLD: GREECE

To celebrate the diversity in our world, each year the Oregon 4-H project areas will focus attention on the cultures of a different country or region of the world. This special emphasis allows members to focus on learning about the country/region and the skills and techniques unique to that culture.

Note: Fill in the blank in the class number with the appropriate number below:

Intermediate - 2, Senior - 3  
213 800 00\_ Celebrate our World inspired videography project

## EXPRESSIVE ARTS - ART

1. Art has two divisions based on whether the entry is entirely original (Original Art) or includes components that have been designed or created by others (Non-original Art), such as instructional patterns, pre-stamped or printed outlines, rubber stamps, commercial stencils, stickers, printed papers, etc. If parts are designed and created by others, the explanation to the judge should explain how the member made the decisions about how to incorporate these pieces into the total design.

**The pre-designed component must not be the total design.** In both divisions, members are expected to create their work by applying the elements and principles of design.

2. **Artwork may not be framed** with the exception of work done with chalks, charcoals, or pastels. If work done with chalks, charcoals, or pastels is framed, light weight frames with plastic rather than glass should be used for protection during display. No glass is allowed.

3. **Artwork is to be mounted for display, including jewelry.** All jewelry exhibits must be mounted in some way to a board or fabric covered board for display. Matting, spray fixatives and/or over wrap with plastic are acceptable for protection of the artwork. If an item is meant to hang, a hanger that will support the weight of the item must be securely attached. Adhesive plastic hangers are encouraged to protect other artwork. Two adhesive hangers per hanging art piece are suggested. They are available through the OSU Extension Office.

4. **All items made from clay** (except modeling clay) must be exhibited in the Ceramics and Pottery division.

5. All work done on an item that is wearable clothing or accessory must be exhibited in a Wearable Art category.

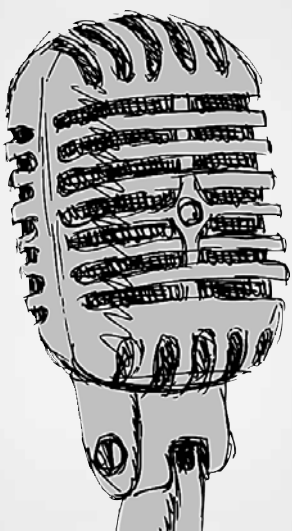
6. Exhibits should not contain parts that expose the public or volunteers to injury (i.e. sharp edges or points.)

7. In addition to the exhibit tag, each piece of an exhibit must be labeled on the back or bottom with the member's name, county, and exhibit class number. Exhibits that have more than one piece need to be tied together or connected together in some way so the pieces can be considered as one exhibit.

8. For art projects to qualify for judging a fully completed 4-H Expressive Arts Exhibit Explanation card (231-02) must be attached. These forms take the place of interviewing judging at State Fair, so be as thoughtful and comprehensive as possible when sharing the required information.

9. Public display of exhibits will be at the discretion of 4-H management.

10. To understand the difference between original and non-original art, please see the





# 4-H Activities

Original or Non-original Art Guide available in the OSU Extension Office or the 4-H State Fair website.

11. County Fair: Members may enter up to 6 classes in the Original Art division and up to 6 classes in the Non-original Art division, with no more than 1 entry per class number.

12. State Fair: Members may enter up to 4 classes in the Original Art division and up to 4 classes in the Non-original Art division, with no more than 1 entry per class number in non-original art and no more than 2 entries per class number in original art.

13. Intermediate and Senior members may also enter one exhibit in the Celebrate our World class.

Note: Fill in the blank in the class number with the appropriate number below:

Junior- 1, Intermediate- 2, Senior- 3

## ORIGINAL ART

Member applies the elements and principles of design to create work that is entirely their own.

**DRAWING** (on any surface)

231 101 01\_ Graphite Pencil – original work using graphite pencil media

231 101 02\_ Colored Pencil – original work using colored pencil media

231 101 03\_ Charcoal – original work using charcoal media

231 101 04\_ Pen and Ink or Markers – original work using Pen and Ink or Marker media

231 101 05\_ Scratch Board – original work using a scratch board media

231 101 06\_ Multi-media – original work using a combination of media to create a line drawing

**PAINTING** (on any type of surface)

231 100 04\_ Water Color, Tempera, or Other Water Media (original painting using a water media (identify media used)

231 100 05\_ Acrylic painting (original work using acrylic paint media)

231 100 06\_ Oil Painting (original work using oil paint media)

231 100 18\_ Pastels (original work using pastel media)

**POTTERY** (Exhibits evaluated using the judging criteria outlined on the Pottery Evaluation Sheet (231-03)

231 200 21\_ Pottery or clay work, using a slab technique

231 200 22\_ Pottery or clay work, using a pinch technique

231 200 23\_ Pottery or clay work, using a coil technique

231 200 24\_ Pottery or clay work, using a wheel throwing technique

231 200 25\_ Pottery or clay work, using a com-

bination of 2 or more of the above techniques

231 200 26\_ Pottery or clay work, featuring a glaze; fired or non-fired

## PRINT MAKING OR STENCILING

231 100 07\_ Print or Stencil (original work using print making or stenciling techniques with a design created by the member. (Use of purchased commercial stencils is not appropriate.)

## COLLAGE OR MOSAIC

231 100 08\_ Collage or Mosaic (original work using collage or mosaic techniques with a design created by the member. Media might include paper, tile, wood, glass, seeds, etc.) (Note: this class doesn't include scrapbooking.)

## DYEING AND MARBLING

231 100 09\_ Dyeing and Marbling (original work using marbling or dyeing techniques such as batik or dye painting.)

## OTHER TWO DIMENSIONAL WORK

231 100 10\_ Other Two Dimensional Work (original two-dimensional work using techniques other than those listed for classes above. Examples might include cut paper or calligraphy.)

## MULTIPLE MEDIA - TWO DIMENSIONAL

231 100 11\_ Multiple Media (original two-dimensional work that incorporates two or more of the techniques and/or media described above as well as other medias such as resin or glue.)

## CARVING

231 100 12\_ Carving (original three-dimensional work using subtractive techniques in wood, soap, etc.)

## CASTING, MODELING, ASSEMBLING

231 100 13\_ Casting, Modeling, Assembling (original three-dimensional work using additive techniques. Examples might include metal welding or casting; paper maché.)

## OTHER THREE DIMENSIONAL WORK

231 100 14\_ Other Three Dimensional Work (original three dimensional work other than carving or casting, modeling and assembling. Examples might include origami and pop-up art structures.)

## WEARABLE AND FUNCTIONAL ART

231 100 15\_ Wearable Clothing (clothing item demonstrating original artwork. Techniques might include painting, dyeing, beading, etc.)

231 100 16\_ Wearable Accessory (accessory item demonstrating original artwork. Examples include jewelry, hat, purse, footwear, etc. Techniques might include painting, dyeing, sculpting, beading, enameling, etc.)

231 100 17\_ Functional Item (original work in any technique or media done to create functional but non-wearable items such as bowls, vases, cups, lamps, or other items. Typical media might include metal, wood, or paper.)

## DIGITAL ILLUSTRATION

Digital Illustration is the use of digital tools to produce images under the direct manipulation of the artist. It is distinguished from computer-generated art, which is produced by a computer using mathematical models created by the artist. It is also distinct from digital manipulation of photographs in that it is an original construction "from scratch." (Photographic elements may be incorporated into such works, but they are not the primary basis or source for them.)

231 100 19\_ Digital Illustration (original work using a digital illustration program or tool to create a vector or pixel-based illustration. Work should be presented in a tangible form [such as a printout] at an appropriate resolution for

judging.)

## NON-ORIGINAL ART

Member applies the elements and principles of design to create work that may incorporate pieces that have been designed or created by others such as instructional patterns, pre-stamped or printed outlines, rubber stamps, commercial stencils, stickers, printed papers, etc. The explanation to the judge should explain how the member made the decisions about how to incorporate these pieces into the total design. The pre-designed component must not be the total design.

231 100 51\_ Painting on surfaces (decorative painting on any surface [wood, metal, plastic, cement, fiber, plaster, paper] using any paint medium and the aid of a pre-designed instructional pattern)

231 100 54\_ Stenciling/Printing/Stamping (work created using stenciling, etching, printing, or stamping techniques with the aid of stencils, forms, stamps or designs that the member did not create themselves. If appropriate, the exhibit may be up to five smaller items that use the same technique based around a theme. [Example: up to 5 note cards using nature stamps.])

231 100 55\_ Drawing/Shading Techniques (work created using drawing/shading/texturing and/or three dimensional shading techniques with the aid of partial photographs or line drawings that the member did not create themselves. Examples include soft metal embossing, wood burning, scratch art, or drawing to complete or enhance a partial photo of a subject.)

231 100 56\_ Collage / Decoupage (two dimensional work created using the aid of pre-designed components such as photographs or printed motifs on paper or fabric. (No scrapbook or memory book pages.))

231 100 57\_ Assemblage (three dimensional work created using assemblage techniques and components or materials that are pre-formed or designed by someone other than the member themselves. Work should be assembled in a manner that maintains the form as a permanent structure.) (No LEGO® creations or kits.)

231 100 58\_ Scrapbooking (up to two single sided scrapbook or memory book pages based on a single theme. Pages are encouraged to be protected by plastic sleeves. Exhibits with two pages should have the pages securely attached to each other.)

231 200 59\_ Ceramics (Slip cast item made from earthenware, stoneware, or porcelain)

231 100 60\_ Wearable clothing (clothing item demonstrating artwork done with the aid of pre-designed components. Techniques might include painting, dyeing, beading, etc.)

231 100 61\_ Wearable accessory (accessory item demonstrating artwork done with the aid of some pre-designed components. Examples include jewelry, hats, purses, footwear, etc. Techniques might include painting, dyeing, sculpting, beading, enameling, etc.)

## 2019 CELEBRATE OUR WORLD: GREECE

To celebrate the diversity in our world, each year the Oregon 4-H project areas will focus attention on the cultures of a different country or region of the world. This special emphasis allows members to focus on learning about the country/region and the skills and techniques unique to that culture. The Celebrate our World Explanation Card (998-03) is to be completely and thoughtfully completed and securely

attached to the exhibit.

Note: Fill in the blank in the class number with the appropriate number below:

Intermediate – 2, Senior – 3

231 800 11\_ Celebrate our World inspired art project

## CAKE DECORATING

1. Cake decorating is limited to all icing work. All items on cake must be made from frosting, not fondant, candies or any other shaped 3-dimensional items.

2. Exhibits must be displayed on a disposable plate or board.

3. In addition to the exhibit tag, each piece of an exhibit must be labeled on the back or bottom with the member's name, county, and exhibit class number.

4. Public display of exhibits will be at the discretion of 4-H management.

5. To qualify for judging, a fully completed 4-H Expressive Arts Exhibit Explanation (231-01) card must be attached.

6. Member applies the elements and principles of design to create work that is entirely their own.

7. County/State Fair: Members may enter up to two classes (no more than one entry per class number). Intermediate and Senior members may also enter one exhibit in the Celebrate our World Class.

8. For State Fair exhibits must be packaged in a box, by the exhibitor, for easy transport. Cake boxes or other cardboard boxes utilized should be close in size to the exhibit and be packed for stacking and handling. Exhibits not prepared for transport may be left behind at 4-H county staff discretion.

**PHASE 1:** Demonstrate use of 3 tips

236 101 010 Decorated Flat Cookie (a decorated 4"-6" cookie, any shape)

236 101 020 Decorated Flat Cake Design (decorate an 8"x12" design on a 9 1/2"x13 1/2" flat board wrapped in wax paper. Decorate this space as if it was the top of a cake. The design should include proper use of 3 different tips: writing tip, leaf tip, star tip, or drop flower tip.)

**PHASE 2:** Demonstrate use of 4 tips

236 102 010 Decorated Cupcake (a decorated cupcake)

236 102 020 Decorated Flat Cake Design (decorate an 8"x12" design on a 9 1/2 "x13 1/2 " flat board wrapped in wax paper. Decorate this space as if it was the top of a cake. The design should include proper use 4 different tips: writing tip, leaf tip, star tip, and petal tip.)

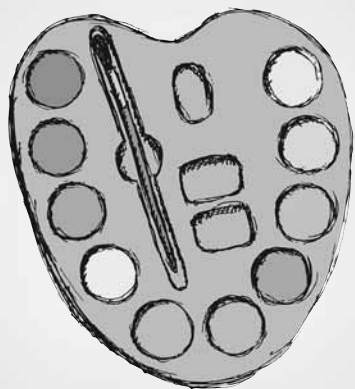
**PHASE 3:** demonstrate use of multiple tips

236 103 010 Decorated 8" Layer Cake (a decorated 8" round Styrofoam cake form)

236 103 020 Decorated Flat Cake Design (decorate an 8"x12" design on a 9 1/2 "x13 1/2 " flat board wrapped in wax paper. Decorate this space as if it was the top of a cake. The design should include a minimum of 5 flowers, a border, and proper use of writing tip, leaf tip, star tip, petal tip, and other variety tips.)

## 2019 CELEBRATE OUR WORLD: GREECE

To celebrate the diversity in our world, each year the Oregon 4-H project areas will focus attention on the cultures of a different country or region of the world. This special emphasis allows members to focus on learning about the country/region and the skills and techniques unique to that culture. The Celebrate our World Explanation Card (998-03) is to be completely and thoughtfully completed and securely





# 4-H Activities

attached to the exhibit.

Note: Fill in the blank in the class number with the appropriate number below:

Intermediate – 2, Senior – 3

236 800 11\_ Celebrate our World inspired cake decorating project

## FIBER ARTS

1. **Exhibits are classified by technique rather than article.** Articles using more than one technique should be exhibited in the class for the technique that is most prominent or that the member desires to be emphasized in the judging.

2. Each article should be finished completely, front and back, for final use.

3. Framed and other presentations meant to be hung must have a securely attached appropriate means by which to hang them.

4. No glass is allowed.

5. If article is designed as a pair/set, bring both items fastened together, i.e. set of potholders, pillowcases, etc. Smaller items, such as bracelets, should be mounted for display.

6. Knitting and crocheting must be entered in knitting and crocheting classes except for projects from handspun yarn or items which have been fulled/felted.

7. To qualify for judging, a fully completed 4-H Fiber Arts Exhibit Explanation card (261-01) must be attached.

8. County Fair: Members may enter one exhibit per class.

9. State Fair: Members may enter up to three classes. Only one article may be exhibited in a class number.

10. Intermediate and Senior members may also enter one exhibit in the Celebrate our World Class.

Note: Fill in the blank in the class number with the appropriate number below:

Junior - 1; Intermediate - 2; Senior - 3

261 100 10\_ Weaving (Projects created by weaving warp and weft fibers. May include off loom or loom methods.)

261 100 15\_ Basketry (Projects using basket techniques, such as coiling, twining, weaving, and/or plaiting.)

261 100 20\_ Spinning (Handspun yarn (minimum of 1 oz. skein of yarn) or projects created from the exhibitor's handspun yarn. Include sample of yarn (12") with project created.)

261 100 30\_ Felting (Projects made using the exhibitor's homemade felt which is made by hand and/or washing machine methods. Needle felting techniques are included. Projects which have been knit, crocheted, or woven before fulling may be judged separately at the discretion of the judge.)

261 100 31\_ Felted Embellishment (any item embellished using felting techniques. Base item may be purchased or made by member.)

261 100 32\_ Felting (Projects which have been knit, crocheted, or woven before felting.)

261 100 40\_ Macramé and Knotting (Projects made using single and/or multiple knot techniques)

261 100 45\_ Braiding (Projects made using braiding techniques. Includes multiple strand braiding, bobbin lace, Japanese braiding and wheat weaving.)

261 100 50\_ Hooking (Projects made using hooking techniques. Includes latch hooking, hand hooking, punch hook or needle and locker hooking.)

261 100 60\_ Embroidery (Projects using

crewel, machine sewn, drawn thread, pulled thread, punch needle, smocking, and other stitchery methods. No cross-stitched or needlepoint.)

261 100 61\_ Needlepoint (Projects using needlepoint techniques.)

261 100 62\_ Cross-Stitch (Projects using cross-stitch techniques.)

261 100 70\_ Appliqué Quilts (Quilts of any size made using hand or machine appliqué techniques. Attachment method must involve manipulation of fiber. (Adhesives and paint are not included.) If quilted by someone other than the member, explain on the Fiber Arts Exhibit Explanation Card.)

261 100 72\_ Appliqué on other items (Items other than quilts made using hand or machine appliqué techniques. Might include clothing, wall hangings, pillows, linens, etc. Attachment method must involve manipulation of fiber. (Adhesives and paint are not included.) Base item may be purchased or made by member.)

261 100 75\_ Patchwork Quilts, using kits (Quilts of any size made using piecing techniques such as English, traditional American, Seminole, etc. A kit is a complete "quilt in a bag" where all of the fabrics, the pattern, instructions for embellishment, et. al. are all included. The fabric selection and cutting has all been pre-determined by someone other than the member. If the completed item is quilted by someone other than the member, please note this on the Fiber Arts Exhibit Explanation Card.)

261 100 76\_ Patchwork Quilts, no kits (Quilts of any size made using piecing techniques such as English, traditional American, Seminole, etc. Members may choose to follow a pattern, such as Log Cabin, but the fabric selection, fabric layout, and all cutting is done by the member. If the completed item is quilted by someone other than the member, please note this on the Fiber Arts Exhibit Explanation Card.)

261 100 77\_ Patchwork on other items (Items other than quilts made using piecing techniques such as English, traditional American, Seminole, etc. Might include clothing, wall hangings, pillows, linens, etc.)

261 100 80\_ Quilting, hand stitched (Multi layered projects made using hand quilting stitches. Items should have top layer, filling or batting, and bottom layer held together by the hand stitching. All work done by the member.)

261 100 81\_ Quilting, machine stitched (Multi layered projects made using machine quilting stitches. Items should have a top layer, filling or batting, and bottom layer held together by machine stitching. All work done by the member.)

261 100 82\_ Quilting, tied (Multi layered projects made using tying to hold the layer together. Items should have a top layer, filling or batting, and bottom layer held together by the tie stitches.)

261 100 90\_ Papermaking (Projects resulting from actual papermaking.)

## 2019 CELEBRATE OUR WORLD: GREECE

To celebrate the diversity in our world, each year the Oregon 4-H project areas will focus attention on the cultures of a different country or region of the world. This special emphasis allows members to focus on learning about the country/region and the skills and techniques unique to that culture. The exhibit is to be inspired by the country of celebrations and the Celebrate our World Explanation Card (998-03) is to be completely and thoughtfully completed

and securely attached to the exhibit.

Note: Fill in the blank in the class number with the appropriate number below:

Intermediate – 2, Senior – 3

261 800 11\_ Celebrate our World inspired fiber art project

## LEATHERCRAFT

1. Each exhibit will consist of 1 article (a pair of gloves, slippers, etc., is considered 1 article).

2. If a project qualifies for more than one class, the member should decide which part of their work they would like to emphasize by selecting the appropriate class.

3. Overall appearance of the entire article will be considered during judging.

4. To qualify for judging, a fully completed 4-H Expressive Arts Exhibit Explanation card (251-01) must be attached.

5. Each article must be labeled with the member's name, county, and exhibit class number. When a pair of articles makes up an exhibit, the articles must each be labeled (as above) and attached to each other.

6. County Fair: Members may enter one exhibit per class.

7. State Fair: Members may enter up to three classes. Only one article may be exhibited per class.

8. Intermediate and Senior members may also enter one exhibit in the Celebrate our World Class.

Note: Fill in the blank in the class number with the appropriate number below:

Junior - 1, Intermediate - 2, Senior - 3

251 100 01\_ Stamping techniques (Demonstrates the use of alphabet stamps, number stamps, and 2-D & 3-D image stamps of any size. Use of the swivel knife and other tools may be incorporated into overall design.)

251 100 02\_ Tooling/Carving Techniques (Demonstrates use of basic tools and different carving techniques. These include Floral Carving, Inverted Carving and Silhouette Carving. Basic tools can include, but are not limited to, swivel knife, beveler, veiner, pear shader, camouflage, backgrounder, and seeder. Carving techniques should show proper use of the selected tools to create the overall design. Use of color is allowed.)

251 100 03\_ Geometric and basketweaves (Demonstrates use of geometric or basketweave tools to create appropriate design. Design may include use of the swivel knife and other tools.)

251 100 04\_ Figure carving, Pictorial carving, or Embossing Techniques (Demonstrates Figure carving, Pictorial carving, or Embossing techniques. The application of color is appropriate but not required.)

251 100 05\_ Use of Color (Demonstrates at least one of the following techniques: solid color, antique stain, block dyeing, background dyeing, resist dyeing, air brushing, or use of multiple colors.)

251 100 06\_ Lacing techniques (Demonstrates assembly of project using appropriate lacing techniques.)

251 100 07\_ Assembly Techniques: Include Stitching (assembly of project using appropriate hand or machine stitching techniques); Zipper installation; lining application; edging (appropriate rounding of edges and burnishing or slicking techniques); Hardware application (demonstrates appropriate application of hardware such as snaps, rivets, buckles, D-rings,

clasps, 3 ring binders, key mounts, bar clamps, spots, conchos, etc.)

251 100 10\_ Advanced techniques (Includes filigree, designing own tooling pattern, designing and cutting of interior pieces or lining, cutting project from hide or leather, rolled edges, folding, skiving, molding, lining application, and zipper installation. The advanced technique should be a major or important element of the overall project.)

251 100 11\_ Major Article (Should show the ability to handle an advanced project that includes skills from at least 3 of the other classes.)

## 2019 CELEBRATE OUR WORLD: GREECE

To celebrate the diversity in our world, each year the Oregon 4-H project areas will focus attention on the cultures of a different country or region of the world. This special emphasis allows members to focus on learning about the country/region and the skills and techniques unique to that culture. The Celebrate our World Explanation Card (998-03) is to be completely and thoughtfully completed and securely attached to the exhibit.

Note: Fill in the blank in the class number with the appropriate number below:

Intermediate – 2, Senior – 3

251 800 11\_ Celebrate our World inspired leathercraft project

## PHOTOGRAPHY

1. The following classes are for still photography. Entered video projects under Communications.

2. All photos must have been originally taken by the member.

3. Public display of exhibits will be at the discretion of 4-H management.


4. To qualify for judging, a fully completed 4-H Photography Exhibit Explanation Card (241-01) must be attached.

5. Photography classes are divided by subject matter or technique. If a photo includes more than one type of subject (i.e. people and animals), the member should decide which category is the most appropriate.

6. Digital and film photos will be included in the same class except as restricted by the class description.

7. Color and black and white images will be included in the same class according to subject or technique.

8. All single images must have one side, the shorter side, no less than 5". The final exhibit size including either mount or mat must be no less than 8"x10" and may not exceed 16"x20". Any commercially available pre-cut mats that accommodate these size ranges are acceptable. Mats cut by the member must meet the





# 4-H Activities

size specifications.

9. Photos must be either mounted or matted with a rigid backing using any material firm or rigid enough to protect the photos on the backside and should not show when viewing the exhibit. Photos MAY NOT be entered only matted; they must have a backing for protection. The surface which shows from behind mounted only photos or matted photos must be mat board. Poster board is not acceptable for mounting or matting. For more information on matting and mounting please visit the State 4-H website:

<http://oregon.4h.oregonstate.edu/special-events/state-fair/cm-expressive-arts>

10. Exceptions to photo size limits include:

Class 241 100 10\_ Panoramic - photos must be at least twice as long in one direction as they are in the other direction. Matted or mounted exhibit must not exceed 16"x20".

Class 241 100 11\_ Photojournalism - may include photos of any size mounted on a single board must not exceed 16"x20".

Class 241 100 12\_ Creative Process - original image may be 4"x6", final image (no less than 5" on the shorter side of photo). Final exhibit, showing both photos mounted on the front, must not exceed 16"x 20"

Class 241 100 16\_ Creative uses - size determined by the use

11. Captions must not be used except in:

Class 241 100 11\_ Photojournalism

Class 241 100 16\_ Creative Uses

Class 241 100 17\_ Technical Challenge

12. No additions or embellishments to mats or mounts.

13. No plastic covered pictures.

14. No glass is allowed.

15. No frames are allowed in any class.

16. No date imprints are allowed in photos.

17. Exhibits must be ready for hanging with at least two adhesive plastic hangers attached at the top of the exhibit equally spaced from the right and left corners, with approximately 1/2 inch of the hanger showing above the mat/mount board to ensure the exhibit hangs level. If the weight of the exhibit requires more support, use additional secure hangers but be sure they are taped or covered in a manner to protect other exhibits from damage if exhibits are stacked.

18. Exhibitor's name, county, and the class number should be printed on the back of the exhibit. The club Technical Challenge exhibit must be entered under the club name and have the names of all club members participating listed on the back.

19. Neatly attach 4-H Exhibits tags from the

back of the exhibit and centered on the lower edge of the exhibit. Explanation cards should be attached to the back of the exhibit with the writing visible to the judge. Think neatness and visual appeal when preparing the exhibit for fair.

20. County Fair: Members may enter ten exhibits. No more than one per class.

21. State Fair: Members may enter two classes (no more than one entry per class) and be part of a club entry.

22. Intermediate and Senior members may also enter one exhibit in the Celebrate our World class.

Note: Fill in the blank in the class number with the appropriate number below:

Junior - 1, Intermediate - 2, Senior - 3 Club - 4 (only for Technical Challenge class)

241 100 01\_ Landscape (single image featuring an expanse of scenery (layout and features of land or water); could include sunsets, seascapes, day or night scenes)

241 100 02\_ People (single image featuring a person or people in an informal, photojournalistic or edgy/artistic manner.)

241 100 22\_ Portrait (single image featuring a subject or subjects in a posed, formal setting. Background, posing, and lighting techniques are key components, and props may be used.)

241 100 03\_ Animals (single image featuring one or more animals - including insects, fish, birds, etc.)

241 100 04\_ Plants (single image featuring plants, flowers, leaves, trees, etc.)

241 100 05\_ Architectural (single image featuring man-made structures such as buildings, bridges, etc.) No sculptures or garden art.

241 100 06\_ Other Interesting subject (single image featuring subjects or techniques of interest that do not fit in the above classes)

241 100 07\_ Texture (single image featuring the texture(s) of an object or subject, with emphasis on use of light, angle & composition)

241 100 08\_ Still Life (single image featuring an arrangement of objects (incapable of movement on their own), which are arranged by the photographer, with emphasis on the use of lighting and composition.)

241 100 09\_ Action / Movement (single image capturing a subject that is in motion showing either stop-motion, or the effect of motion.)

241 100 10\_ Panoramic (single image of any subject, produced in panoramic format either in the camera or by cropping, where the panoramic ratio adds to the effect of the image)

241 100 11\_ Photojournalism (multiple print images (maximum 20) of any size or shape that depict a series (several images on one topic) or tell a story (showing several steps of an event or activity) mounted on one story board not to exceed 16"x20". Captions are optional. Final exhibit may be a single composite image. Photo album pages or memory book pages are not allowed.)

241 100 12\_ Creative process (single image that has been changed or altered after-capture either through film or digital processing or printing techniques; Includes computer enhancement beyond basic corrections of cropping, color and brightness correction, and red eye removal. Both the original image, final image, and detailed description of the process used must be displayed on the front of the exhibit. The final exhibit may be a single composite image.)

241 100 16\_ Creative uses (1 item showing the

use or display of images in a creative manner. Images and the item must be the work of the member. Possibilities include: transfer to fabric or wood, shadow box or 3 dimensional display, note/post cards, calendars, posters, photo album or memory book pages, etc.

241 100 17\_ Technical Challenge (members will demonstrate techniques in the required number of images for their age group (below). Images may be any size, mounted not to exceed 16"x20" overall. Images will demonstrate techniques from the list of options below. Label each image with the represented technique. Select from these possibilities:

- With capture: depth of field, use of light/lighting, low-light, forced perspective, motion blur, HDR, use of juxtaposition, infrared, extended exposure time, macro

- After-capture: high contrast, digital effect, burning/dodging, vignette, spot color, recoloring, pixelization)

1 Junior - select 4 different subjects or techniques

2 Intermediate - select 6 different subjects or techniques

3 Senior - select 8 different subjects or techniques

4 Club (two or more members) - select 8 or more different subjects or techniques

241 100 18\_ Selfie (or Self Portrait) (single image of the photographer made by the photographer. May include others in the photo. Photo should "memorialize" a time and or place for the photographer and an explanation MUST be included on the entry card.

## 2019 CELEBRATE OUR WORLD: GREECE

To celebrate the diversity in our world, each year the Oregon 4-H project areas will focus attention on the cultures of a different country or region of the world. This special emphasis allows members to focus on learning about the country/region and the skills and techniques unique to that culture. The Celebrate our World Explanation Card (998-03) is to be completely and thoughtfully completed and securely attached to the exhibit.

Note: Fill in the blank in the class number with the appropriate number below:

Intermediate - 2, Senior - 3

241 800 11\_ Celebrate our World inspired photography project

## FAMILY & CONSUMER SCIENCES CLOTHING/SEWING

1. Each entry will be evaluated on ALL features, not just the skills listed in the respective enrollment levels. For skill levels 1-6 the use of fabrics or skills that are beyond the recommendations for this level are expected to be done well according to the standards, but will neither be given extra credit consideration for increased difficulty nor disqualified during judging. It is in the best interest of the member to stay within the suggested guidelines.

2. Judging standards are listed in Measuring Up: Quality Standards for Sewn Items/Projects (PNW-197).

3. A 4-H Sewing/Clothing Exhibit Explanation Card (320-04) for sewing exhibits must be securely attached to each entry except Skills Notebook exhibits. Securely attach the standard 4-H Exhibit tag to exhibits in this class. The cards request information about the exhibit which is needed by the judge for evaluation.

4. Hangers and/or garment bags are removed from exhibits prior to judging and might not be

returned.

5. In addition to the 4-H Sewing/Clothing Exhibit Card, each garment or article in the construction classes must be labeled with the member's name, county, and project level. **This label should be typed or printed in indelible pencil or ink on a piece of white fabric and sewn or fused onto the bottom inside of each piece.**

6. All items should be clean and in good repair.

7. County Fair: Members may enter one exhibit per class. All exhibits must be in the same level.

8. State Fair: Members may enter three construction classes and one exhibit in any of the creativity and service classes for the project level in which they are enrolled. All exhibits must be in the same level.

9. Intermediate and Senior members may also enter one exhibit in the Celebrate our World classes.

Note: Fill in blank in class number ( ) with corresponding numbers for Basic and Expanding skill levels. The advanced skill level is for Intermediate and Senior level only:

Junior - 1, Intermediate - 2, Senior - 3

## BASIC SKILLS LEVEL 1

320 101 11\_ Garment or item showing cutting skills with or without minimal stitching; made from fleece or other fabrics suitable for this level

320 101 12\_ Garment with casing but no crotch seam made from stable, medium weight, firmly woven fabric (cotton, cotton/polyester blend, wool, wool blend)

320 101 13\_ Garment with casing and crotch seam made from stable, medium weight, firmly woven fabric (cotton, cotton/polyester blend, wool, wool blend)

320 101 14\_ Garment with skills other than casing made from stable, medium weight, firmly woven fabric (cotton, cotton/polyester blend, wool, wool blend)

320 101 15\_ Garment from polar fleece or comparable fabric with minimal stretch (4" stretches to 4¾" or less)

320 101 16\_ Non-garment item sewn by hand from felt, firmly woven fabrics (cotton, cotton/polyester blend, wool, wool blend) or polar fleece (4" stretches to 4¾" or less)

320 101 17\_ Personal accessory from firmly woven fabrics (cotton, cotton/polyester blend, wool, wool blend) or polar fleece (minimal stretch- 4" stretches to 4¾" or less)

320 101 18\_ Item for the home from firmly woven fabrics (cotton, cotton/polyester blend, wool, wool blend) or polar fleece (minimal stretch- 4" stretches to 4¾" or less)

320 101 19\_ Toy or Non-garment item for use in sports, picnics, camping, or with animals from firmly woven fabrics (cotton, cotton/polyester blend, wool, wool blend) or polar fleece (minimal stretch- 4" stretches to 4¾" or less)

320 301 10\_ Creativity - Item or garment which has been enhanced through creative embellishment, fabric manipulation, or fabric creation; recycled items are included and may retain some seams/design of the original item as appropriate; exhibit must have been made by exhibitor and use fabrics and skills appropriate to skill level 1

## BASIC SKILLS LEVEL 2

320 101 21\_ Garment with casing made from stable medium weight firmly woven fabric (cotton, cotton/polyester blend, wool, wool blend)

320 101 22\_ Garment with skills other than





# 4-H Activities

casing made from stable medium weight firmly woven fabric (cotton, cotton/polyester blend, wool, wool blend)

320 101 23\_ Garment from non-bulky knit fabric with minimal stretch (4" - 4¾" or less)

320 101 24\_ Garment from polar fleece or comparable fabric with minimal stretch (4" stretches to 4¾" or less)

320 101 25\_ Outfit (2 or more pieces) Each piece of the outfit may use one or more of the following fabrics: stable, medium weight, firmly woven fabrics and/or non-bulky knit fabrics with minimal stretch, and/or polar fleece with minimal stretch

320 101 26\_ Personal accessory from firmly woven fabrics (cotton, cotton/polyester blend, wool, wool blend), non-bulky knit fabric with minimal stretch (4" - 4¾" or less) or polar fleece (minimal stretch 4" - 4¾" or less)

320 101 27\_ Item for the home from firmly woven fabrics (cotton, cotton/polyester blend, wool, wool blend) non-bulky knit fabric with minimal stretch (4" - 4¾" or less) or polar fleece (minimal stretch- 4" - 4¾" or less)

320 101 28\_ Non-garment item for use in sports, picnics, camping, or with animals from firmly woven fabrics (cotton, cotton/polyester blend, wool, wool blend), non-bulky knit fabric with minimal stretch (4" - 4¾" or less), or polar fleece (minimal stretch 4" - 4¾" or less)

320 101 29\_ Doll, toy, or garment/accessories for either from firmly woven fabrics (cotton, cotton blend, wool, wool blend), non-bulky knit fabric with minimal stretch (4" - 4¾" or less), or polar fleece (minimal stretch- 4" - 4¾" or less)

320 301 20\_ Creativity - Item or garment which has been enhanced through creative embellishment, fabric manipulation, or fabric creation; recycled items are included and may retain some seams/design of the original item as appropriate; exhibit must have been made by exhibitor and use fabrics and skills appropriate to skill level 2.

## BASIC SKILLS LEVEL 3

320 101 31\_ Garment made from medium weight woven fabric which may have up to moderate stretch (4" stretches to no more than 5¾"); show at least 2 new skills for this level

320 101 32\_ Garment made from knit fabric which may have up to moderate stretch (4" stretches to no more than 5¾"); show at least 2 new skills for this level

320 101 33\_ Garment from polar fleece or comparable fabric which may have up to moderate stretch (4" stretches to no more than 5¾"); show at least 2 new skills for this level

320 101 34\_ Outfit (2 or more pieces) Each piece of the outfit may use one or more of the following fabrics: medium weight woven fabrics and/or knit fabrics, and/or polar fleece; all fabrics may have up to moderate stretch (4" stretches to no more than 5¾")

320 101 35\_ Personal accessory from medium weight woven fabrics, knit fabrics, and/or polar fleece; all fabrics may have up to moderate stretch (4" stretches to no more than 5¾")

320 101 36\_ Item for the home from medium weight woven fabrics, knit fabrics, and/or polar fleece; all fabrics may have up to moderate stretch (4" stretches to no more than 5¾")

320 101 37\_ Non-garment item for use in sports, picnics, camping, or with animals from medium weight woven fabrics, knit fabrics, &/or polar fleece; all fabrics may have up to moderate stretch (4" stretches to no more than 5¾")

320 101 38\_ Doll, toy, or garment/accessories

for either from medium weight woven fabrics, knit fabrics, and/or polar fleece; all fabrics may have up to moderate stretch (4" stretches to no more than 5¾")

320 301 30\_ Creativity - Item or garment which has been enhanced through creative embellishment, fabric manipulation, or fabric creation; recycled items are included and may retain some seams/design of the original item as appropriate; exhibit must have been made by exhibitor and use fabrics and skills appropriate to skill level 3

## EXPANDING SKILLS LEVEL 4

320 101 41\_ Garment made from medium weight woven fabric, with or without nap, which may have up to moderate stretch (4" stretches to no more than 5¾"); show at least 2 new skills for this level

320 101 42\_ Garment made from knit fabric which may have up to moderate stretch (4" stretches to no more than 5¾"); show at least 2 new skills for this level

320 101 43\_ Garment from polar fleece or comparable fabric which may have up to moderate stretch (4" stretches to no more than 5¾"); show at least 2 new skills for this level

320 101 44\_ Outfit (2 or more pieces) Each piece of the outfit may use one or more of the following fabrics: medium weight woven fabrics, with or without nap and/or knit fabrics, and/or polar fleece; all fabrics may have up to moderate stretch (4" stretches to no more than 5¾"); show at least 2 new skills for this level.

320 101 45\_ Personal accessory or Item for the home from medium weight woven fabrics with or without nap, knit fabrics, and/or polar fleece; all fabrics may have up to moderate stretch (4" stretches to no more than 5¾") Show at least 2 new skills for this level.

320 101 46\_ Non-garment item for use in sports, picnics, camping, or with animals from medium weight woven fabrics with or without nap, knit fabrics, and/or polar fleece; all fabrics may have up to moderate stretch (4" stretches to no more than 5¾") Show at least 2 new skills for this level.

320 301 40\_ Creativity - Item or garment which has been enhanced through creative embellishment, fabric manipulation, or fabric creation; recycled items are included and may retain some seams/design of the original item as appropriate; exhibit must have been made by exhibitor and use fabrics and skills appropriate to skill level 4.

## EXPANDING SKILLS LEVEL 5

320 101 51\_ Garment made from medium weight and/or bulky and/or stretchy woven fabric; show at least 3 new skills for this level

320 101 52\_ Garment made from knit fabric which may be bulky or have any amount of stretch; show at least 3 new skills for this level

320 101 53\_ Garment from polar fleece or comparable fabric which may have any amount of stretch; show at least 3 new skills for this level

320 101 54\_ Outfit (2 or more pieces) Each piece of the outfit may use one or more of the following fabrics: woven fabrics and/or knit fabrics, and/or polar fleece; all fabrics may have bulk and/or any amount of stretch. Show at least 3 new skills for this level.

320 101 55\_ Personal accessory or item for the home from woven fabrics and/or knit fabrics, and/or polar fleece; all fabrics may have bulk and/or any amount of stretch. Show at least 3 new skills for this level.

320 101 56\_ Non-garment item for use in sports, picnics, camping, or with animals made from woven fabrics and/or knit fabrics, and/or polar fleece; all fabrics may have bulk and/or any amount of stretch. Show at least 3 new skills for this level.

320 301 50\_ Creativity - Item or garment which has been enhanced through creative embellishment, fabric manipulation, or fabric creation; recycled items are included and may retain some seams/design of the original item as appropriate; exhibit must have been made by exhibitor and use fabrics and skills appropriate to skill level 5.

## EXPANDING SKILLS LEVEL 6

320 101 61\_ Garment made from medium weight and/or bulky and/or stretchy woven fabric; show at least 3 new skills for this level

320 101 62\_ Garment made from fine or light weight woven fabric; show at least 3 new skills for this level

320 101 63\_ Garment made from woven fabrics which require more care in handling or pattern selection (satin, dupion, crepe de chine, taffeta, velour, tulle, and net); show at least 3 new skills for this level

320 101 64\_ Garment made from knit fabric which may be bulky or have any amount of stretch; show at least 3 new skills for this level

320 101 65\_ Garment from polar fleece or comparable fabric which may have any amount of stretch; show at least 3 new skills for this level

320 101 66\_ Outfit (2 or more pieces) Each piece of the outfit may use one or more of the following fabrics: woven fabrics and/or knit fabrics, and/or polar fleece; all fabrics may have bulk and/or any amount of stretch. Show at least 3 new skills for this level.

320 101 67\_ Personal accessory or item for the home from woven fabrics and/or knit fabrics, and/or polar fleece; all fabrics may have bulk and/or any amount of stretch. Show at least 3 new skills for this level.

320 101 68\_ Non-garment item for use in sports, picnics, camping, or with animals; woven fabrics and/or knit fabrics, and/or polar fleece; all fabrics may have bulk and/or any amount of stretch. Show at least 3 new skills for this level.

320 301 60\_ Creativity - Item or garment which has been enhanced through creative embellishment, fabric manipulation, or fabric creation; recycled items are included and may retain some seams/design of the original item as appropriate; exhibit must have been made by exhibitor and use fabrics and skills appropriate to skill level 6.

## ADVANCED SKILLS LEVELS 7/8/9

([Intermediates and Seniors only] all three levels exhibit together in class determined by description)

320 101 71\_ Garment or outfit made from medium or heavy weight woven fabric (no tailoring techniques)

320 101 72\_ Garment or outfit made from woven fabric using traditional tailoring methods, interfacing fusible and non-fusible methods to create a tailored look

320 101 73\_ Garment or outfit made from fine or light weight woven fabric

320 101 74\_ Garment or outfit made from woven fabrics which require more care in handling or pattern selection (satin, dupion, crepe de chine, taffeta, velour, tulle, net, beaded or sequined fabrics, velvet, hand woven, double

cloth, lamé, leather, lace, etc.)

320 101 75\_ Garment or outfit made from knit fabric which may be bulky or have any amount of stretch

320 101 76\_ Garment or outfit made from polar fleece or comparable fabric which may have any amount of stretch

320 101 77\_ Garment or outfit made from fabric specifically designed for outerwear such as ripstop nylon, coated or uncoated outdoor fabrics

320 101 78\_ Garment or Outfit combining two or more of the above fabrics.

320 101 79\_ Personal accessory, item for the home or for use in sports, picnics, camping, or with animals made from any fabric all fabrics may have bulk and/or any amount of stretch.

320 301 70\_ Creativity - Item or garment which has been enhanced through creative embellishment, fabric manipulation, or fabric creation; recycled items are included and may retain some seams/design of the original item as appropriate; exhibit must have been made by exhibitor and use fabrics and skills appropriate to skill levels 7, 8, and 9.

## SKILLS NOTEBOOK

Notebook displaying samples of new sewing techniques learned during the project year. Include five new samples from the options listed on the Making a Skills Notebook fact-sheets (320-16-1 through 7).

- Samples should be at least 4" by 4" with each sample securely mounted on a separate 4-H Sewing Skills Sample form (320-16)

- Each sample should include a complete explanation of the steps used for the construction process.

- Place the five skill sheets to be judged in the front of the notebook with the exhibitor name, skill level and current project year clearly identified.

320 500 10\_ Skills Notebook

## HANDS FOR LARGER SERVICE (all levels)

This class is for members to share their learning and skills with others – primarily with someone in need. Create an item or garment that will be given away to someone in need.

320 300 10\_ Hands for Larger Service - clothing/sewing item or items to be donated to someone in need.

## COSTUMES

Costume for celebrations, holidays, theater, or other use. Must include sewing, but may or may not also include other techniques in combination with sewing.

320 400 10\_ Costumes

## CREATIVITY

An item or garment which has been enhanced through creative embellishment, fabric manipu-





# 4-H Activities

lation, or fabric creation; recycled items are included and may retain some seams/design of the original item as appropriate; exhibit must have been made by exhibitor.

320 301 10\_ Creativity

## 2019 CELEBRATE OUR WORLD: GREECE

To celebrate the diversity in our world, each year the Oregon 4-H project areas will focus attention on the cultures of a different country or region of the world. This special emphasis allows members to focus on learning about the country/region and the skills and techniques unique to that culture. The Celebrate our World Explanation Card (998-03) is to be completely and thoughtfully completed and securely attached to the exhibit.

Note: Fill in the blank in the class number with the appropriate number below:

Intermediate – 2, Senior – 3

320 800 11\_ Celebrate our World inspired clothing/sewing project

## CROCHETING

1. To qualify for judging, a 4-H Crocheting Exhibit Explanation card (370-01) must be securely attached to phase level, felted crocheting, and Hands for Larger Service exhibits. The 4-H Crocheting Exhibit Explanation card requests information about the exhibited item and skills learned in construction. Members must mark skills on the level in which they are enrolled. If they show skills beyond their level, they will not receive extra consideration.

2. Refer to the "4-H Crocheting Project Member's Guide" (4-H 962) for detailed information on specific skills to be learned in each phase. A pair of gloves, slippers, etc., is considered 1 article. Swatches are not acceptable.

3. Each garment or article must be labeled with the member's name, county and project phase. This label should be typed or printed in indelible ink on a piece of white fabric and sewn in or written with indelible ink on painters tape and placed where it can do the least amount of damage. This label is in addition to the 4-H exhibit tag.

4. County/State Fair: Members may enter three exhibits with no more than two exhibits per class in their phase level and one exhibit per Hands for Larger Service class. Intermediate

and Senior members may also enter one exhibit in the Celebrate our World class.

Note: Fill in blank in class number ( ) with corresponding numbers for Phases 1-4 and Beginning and Expanding levels. Phases 5-6 and Advanced levels are for Intermediate and Senior level only:

Junior – 1, Intermediate – 2, Senior – 3

**BASIC SKILLS** (Phase 1 - one article showing one of more of the following stitches: chain stitch, single crochet, double crochet, or slip-stitch.)

370 100 11\_ Wearable garment or personal accessory (hat, purse, belt, gloves, etc.)

370 100 12\_ Non-wearable toys or items for the home (coasters, doilies, pillows, holiday decorations, etc.)

**EXPANDING SKILLS** (Phase 2, 3, 4 and 5 - one article showing one or more of the following stitches: treble crochet, double treble, v stitch, open or filet mesh open or filet mesh, block or solid mesh, long single stitch, shell stitch, shell stitch variation, waffle (or rib) stitch, picot (Irish crochet), cluster, popcorn, star, puff stitch, Tunisian crochet, afghan stitch, hairpin lace, broomstick lace, other stitches made over a space hold tool. Stitches may be used in combination w/stitches learned in a previous level.)

370 100 31\_ Wearable garment or personal accessory (hat, purse, belt, gloves, etc.)

370 100 32\_ Non-wearable toys or items for the home (coasters, doilies, pillows, holiday decorations, etc.)

**ADVANCED SKILLS** (Phase 6 [for intermediates and seniors] One article showing skills learned. Select from the following options: Crocheting combined with fabric or leather, Item made from member's original design [include written instructions with exhibit], Item using difficult yarns, or is a large or advanced project.)

370 100 61\_ Wearable garment or personal accessory.

370 100 62\_ Non-wearable toys or items for the home.

## HANDS FOR LARGER SERVICE (all levels)

This class is for members to share their learning and skills with others – primarily with someone in need. Create an item or garment that will be given away to someone in need.

370 300 10\_ Hands for Larger Service - crocheted item or items to be donated to someone in need

## 2019 CELEBRATE OUR WORLD: GREECE

To celebrate the diversity in our world, each year the Oregon 4-H project areas will focus attention on the cultures of a different country or region of the world. This special emphasis allows members to focus on learning about the country/region and the skills and techniques unique to that culture. The exhibit is to be inspired by the country of celebrations and the Celebrate our World Explanation Card (998-03) is to be completely and thoughtfully completed and securely attached to the exhibit.

Note: Fill in the blank in the class number with the appropriate number below:

Intermediate – 2, Senior – 3

370 800 11\_ Celebrate our World inspired crocheting project

## DESIGNING SPACES

1. Members are encouraged to enter Educational Displays under the COMMUNICATIONS division, enter Science

Experiments under the SCIENCE division (i.e. compare energy use with different types of lighting, water efficient products, use of landscape to heat or cool homes), and enter career exploration, hands for larger service, community outreach projects using designing spaces skills under the Citizenship and Leadership division.

2. In the Designing Spaces project, items produced by the 4-H member are developed within the context of the over-all design/plan of a specific location. The classes align with the 4 elements of designing a space: designing a room, furnishing a room, finishing a room, and creating a healthy room environment.

3. Judging criteria are outlined on the appropriate evaluation form: Furnishing and Finishing Designing Spaces (340-02) and Designing and Making Healthy Designing Spaces (340-03).

4. To qualify for judging, a 4-H Designing Spaces Exhibit Explanation card (340-01) must be attached.

5. In addition to the exhibit tag, each piece of an exhibit must be labeled on the back or bottom with the member's name, county, and exhibit class number.

6. County/State Fair: Members may enter up to three classes, one exhibit per class. Intermediate and Seniors may also enter one exhibit in the Celebrate our World class.

Note: Fill in blank in class number ( ) with corresponding numbers for:

Junior - 1, Intermediate - 2, Senior - 3

## DESIGNING A SPACE

340 100 11\_ Design board for a room. Include: color scheme, wall treatment, floor treatment, window treatment, etc. OR floor plan for a room. Posters, 24x30, or multimedia presentation (on CD). Show what you learned with before and after pictures or diagrams, samples, story, cost comparisons, optional arrangements, etc.

## FURNISHING A SPACE

1. The functional items to furnish a room are made from new, recycled or refurbished items for a specific location, described in details on the explanation card.

340 100 12\_ Organizational/storage item for the furnishing of a room.

340 100 13\_ Functional textile item for the furnishings of a room, ie. curtains, rug, quilt.

340 100 14\_ Furniture item to furnish a room.

## FINISHING A SPACE

1. These finishing touches for a room are made from new, recycled or refurbished items for a specific location, described in detail on the explanation card.

340 100 15\_ Accessory for the walls of a room.

340 100 16\_ Accessory for the furnishings of the room (bed, dresser, etc.)

340 100 17\_ Accessory for seasonal use in a room.

340 100 18\_ Accessory for outdoor use.

## MAKING A HEALTHY SPACE

340 100 19\_ Problem solving for a space. Identify a problem (as problem windows, storage needs, inconvenient room arrangement, cost comparison, energy conservation, waste management, etc.) Using poster, notebook, multimedia presentation (on CD) or other method, describe the problem and how it was solved.

## 2019 CELEBRATE OUR WORLD: GREECE

To celebrate the diversity in our world, each year the Oregon 4-H project areas will focus

attention on the cultures of a different country or region of the world. This special emphasis allows members to focus on learning about the country/region and the skills and techniques unique to that culture. The Celebrate our World Explanation Card (998-03) is to be completely and thoughtfully completed and securely attached to the exhibit.

Note: Fill in the blank in the class number with the appropriate number below:

Intermediate – 2, Senior – 3

340 800 11\_ Celebrate our World inspired designing spaces project

## INNOVATION AND CREATIVITY

This class is for intermediate and senior level 4-H members to share a creative or innovative exhibit that does not fit well in the project area's scripted classes. The idea behind this class is to have a way for members to share how they have expanded their knowledge and skills to include new learning from outside the project area which then is included in their project areas. This exhibit may include a technological component to add another dimension to the project such as illumination or interactivity or uses science knowledge or skills to otherwise enhance the project. Examples: An illumination added to a sewn backpack for safety; a design "burned" into a woodworking project created by a reaction between electricity and a chemical compound.

Intermediate and senior level members may enter up to three exhibits for this class. All individual items must be labeled with the member's name, class # and county. A completed 4-H Exhibit card must be included as well as the Innovation Explanation Card (310-01). Exhibits will be evaluated using the Innovation Evaluation Sheet (310-02). All forms are available on the 4-H State website.

Note: Fill in the blank in the class number with the appropriate number below:

Intermediate – 2, Senior – 3

310 100 00\_ Innovation class

## KNITTING

1. Knitting has two divisions of exhibit classes based on the techniques used: Knitting with needles and Knitting with looms and boards. (Felted Knitting projects are to be entered in the Fiber Arts Division.)

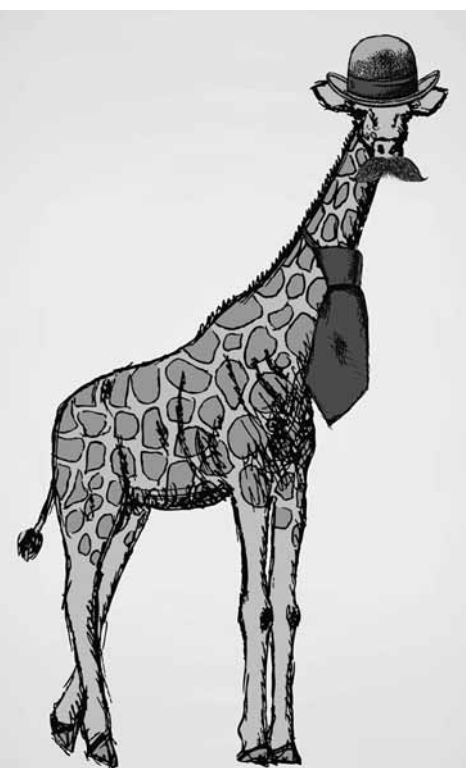
2. For phase classes and Hands for Larger Service class to qualify for judging, a 4-H Knitting Exhibit Explanation card (360-01) must be securely attached to the exhibit. The card requests information about the exhibited item and skills learned in construction. Members must mark skills on the level in which they are enrolled. If they show skills beyond their level, they will not receive extra consideration

3. A pair of mittens, slippers, socks, etc., is considered one article. The two pieces of the pair should be temporarily but securely attached to each other. Swatches are not acceptable as exhibits.

4. In addition to the 4-H exhibit tag, each garment or article must be labeled with the member's name, county and project phase or level. This label should be typed or printed in indelible pencil or ink on a piece of white fabric (or muslin) & sewn or safety pinned to the article.

5. County Fair: Members may enter six exhibits, two per class and one exhibit in the Hands for Larger Service class.

6. State Fair: Members may enter up to a total of three exhibits based on the phase or level in which they are enrolled and one exhibit in the





# 4-H Activities

Hands for Larger Service class. The classes may be any combination of divisions but within each division the classes must be in a single phase or level. No more than 2 exhibits per class.

7. Intermediate and Seniors may also enter one exhibit in the Celebrate our World class.

Note: Fill in blank in class number ( ) with corresponding numbers for:

Junior - 1, Intermediate - 2, Senior - 3

## KNITTING WITH NEEDLES

**BASIC SKILLS** (Phase 1 - one article showing one or more skills learned, (cast-on, knit, purl, bind off, overcast seam)

360 100 11\_ Wearable garment or personal accessory (hat, purse, bag, scarf, etc.)

360 100 12\_ Non-wearable toys or items for the home (pillow, holiday decoration, pot-holder, washcloth, blanket, etc.)

**EXPANDING SKILLS** (Phase 2, 3, 4 and 5 - one article showing ribbing, stockinette stitch, increase, decrease and other seams, pick-up stitches, one article showing a pattern stitch or one article showing mixed colors - Fair Isle pattern or bobbin knitting - no stripes)

360 100 31\_ Wearable garment or personal accessory (hat, purse, bag, scarf, etc.)

360 100 32\_ Non-wearable toys or items for the home (pillow, holiday decoration, pot-holder, washcloth, blanket, etc.)

**ADVANCED SKILLS** (Phase 6 - (for intermediates and seniors only) one article showing skills learned. Selected from the following options: Knitting with four needles, Knitting combined with fabric or leather, Knitted lace attached to article, items made using multiple stitches, difficult yarn, or is a large or advanced project, or Item made from member's original design (include written instructions with exhibit)

360 100 61\_ Wearable garment or personal accessory (hat, purse, bag, scarf, etc.)

360 100 62\_ Non-wearable toys or items for the home (pillow, holiday decoration, pot-holder, washcloth, blanket, etc.)

## KNITTING WITH LOOMS AND BOARDS

**BEGINNING SKILLS** (1 article using beginning skills such as: Cast on, e-wrap [twisted knit stitch], gathering or flat removal method, simple stripe color changes, flat or tubular shapes)

360 200 11\_ Wearable garment or personal accessory (hat, purse, bag, scarf, etc.)

360 200 12\_ Non-wearable toys or items for the home (pillow, blanket, etc.)

**EXPANDING SKILLS** (1 article showing skills in addition to the beginning skills such as: alternate cast on methods-crochet-on, cable cast on; purl stitch, knit stitch, garter stitch, ribbing, increasing, decreasing, adding or joining tubes, combination round & flat shaped items)

360 200 21\_ Wearable garment or personal accessory (hat, purse, bag, scarf, socks, slippers, mittens, sweater, etc.)

360 200 22\_ Non-wearable toys (puppet, doll, stuffed animal, doll sweater) or items for the home (pillow, blanket, afghan, etc.)

**ADVANCED SKILLS** ((for intermediates and seniors) designs using multiple color(s), seed stitch, rice stitch, moss stitch, box stitch, single chevron, cables, basket weave or checkerboard patterns, creating eyelets or holes)

360 200 31\_ Wearable garment or personal accessory (hat, purse, bag, scarf, etc.)

360 200 32\_ Non-wearable toys or items for

the home (puppet, doll, stuffed animal, doll sweater, pillow, blanket, afghan, etc.)

## HANDS FOR LARGER SERVICE (all levels)

This class is for members to share their learning and skills with others - primarily with someone in need. Create an item or garment that will be given away to someone in need.

360 300 10\_ Hands for Larger Service - knitted item or items to be donated to someone in need

## 2019 CELEBRATE OUR WORLD: GREECE

To celebrate the diversity in our world, each year the Oregon 4-H project areas will focus attention on the cultures of a different country or region of the world. This special emphasis allows members to focus on learning about the country/region and the skills and techniques unique to that culture. The Celebrate our World Explanation Card (998-03) is to be completely and thoughtfully completed and securely attached to the exhibit.

Note: Fill in the blank in the class number with the appropriate number below:

Intermediate - 2, Senior - 3

360 800 11\_ Celebrate our World inspired knitting project

## FASHION REVUE CONTESTS

### FASHION REVUE CONTEST

1. Fashion Revue is open to all 4-H members enrolled in Clothing/Sewing, Crocheting and/or Knitting.

2. Participants will model a product made within the current year as part of their project.

3. Judging for Fashion Revue classes takes place on Fri., Aug. 9 and public modeling takes place on Sat., Aug. 17. Participants must participate in both to be eligible for premiums. Participants must bring a commentary (100-175 words) to be read when they model during the judging and during the public revue. The typed description should be on a regular 8½"x11" sheet of white paper, double spaced, in 14 point Times New Roman font. **The typed description should not include information that would be considered too personal (i.e. size of garment or something really embarrassing) nor provide too much private info. (address, town, school, etc.) as these commentaries are read in a public setting.** Commentaries should primarily focus on the construction & purpose of the garment rather than the individual's involvement in 4-H, fair, school/other activities.

4. Participants may model more than one exhibit in clothing, crocheting or knitting. One premium will be awarded for each division. Ribbons are given for additional exhibits.

5. A completed Fashion Revue Information Sheet must be submitted to the OSU Ext. Service Office along with a 4-H Fashion Revue Card (320-06) by July 26, 2019.

6. Since the commentary is focused on the garment, participants will give a 1-2 minute introduction of self as part of the interview judging process. This informal talk is a chance for the participant to share a bit about themselves with the judge and could include information such as other 4-H projects in which they are involved, more about their sewing and clothing project adventures, hobbies they enjoy, favorite activities, or even life goals etc. This sharing session is to be at least one minute in length and no more than 2 minutes and given to the judge at the beginning of the interview process. Following the 1-2 minute session, judges will interview the contestant and may ask the participants to explain decisions

they made.

7. Top contestants age 14-18 may be chosen at State Fair to represent Oregon at the National FCS Classic held in Denver, CO. Please review the information on Family and Consumer Science Contests.

8. County Fair: all items modeled must be entered as an exhibit.

9. State Fair: members must choose to either exhibit or model the item. Junior members are not eligible for State Fair Fashion Revue. Members must seek out entry information for participating in Fashion Revue at the State Fair from the Clothing Superintendent.

320 600 001 Fashion Revue, Junior

320 600 002 Fashion Revue, Intermediate

320 600 003 Fashion Revue, Senior

## FASHION REVUE CONTEST: READY TO WEAR

1. Fashion Revue - Ready to Wear is open to any enrolled 4-H member.

2. This contest has been redesigned to focus on wardrobe planning, choosing clothing that looks great on the member's body type and coloring, and choosing clothing that projects their personality and lifestyle.

3. Participants may combine newly purchased clothing with up to two items or accessories they already own to present a "Total Look" including shoes and accessories.

4. Newly purchased items, including accessories, must make up a least half of the items in the outfit. Total cost of newly purchased clothing, including accessories, is limited to a total of \$25 or less.

5. Participants will bring their garments on Friday, August 9 to the Fashion Revue judging and the public revue on Saturday, August 17.

6. Participants must bring a completed Fashion Revue - Ready to Wear information card (320-08), and a typed commentary (100-175 words) to be read when they model during the judging and the public revue. The typed description should be on a regular 8½"x11" sheet of white paper, double spaced, in 14 point Times New Roman font. **The typed description should not include information that would be considered too personal (i.e. size of garment or something really embarrassing) nor provide too much private information (address, town, school, etc.) as these commentaries are read in a public setting.** The commentary should include the thought process in putting the outfit together; such as why they used the pieces they did and how it works into their wardrobe, lifestyle, and budget. In other words, why this outfit works for them.

7. Since the commentary is focused on the garment, participants will give a 1-2 minute introduction of self as part of the interview judging process. This informal talk is a chance for the participant to share a bit about themselves with the judge and could include information such as other 4-H projects in which they are involved, more about their sewing and clothing project adventures, hobbies they enjoy, favorite activities, or even life goals etc. This sharing session is to be at least 1 minute in length and no more than 2 minutes and given to the judge at the beginning of the interview process. Following the 1-2 minute session, judges will interview the contestant and may ask the participants to explain decisions they made in selecting the items they purchased.

8. County Fair: Copies of the receipts of the newly purchased clothing, including acces-

sories, must be attached to the info. card.

9. State Fair: Judging will include an interview where judges may ask the participants to explain decisions they made in selecting the items they purchased.

320 601 001 Fashion Revue - Ready to Wear, Junior

320 601 002 Fashion Revue - Ready to Wear, Intermediate

320 601 003 Fashion Revue - Ready to Wear, Senior

## FASHION REVUE CONTEST: CHALLENGE

1. Fashion Revue - Challenge is open to any enrolled 4-H member.

2. The 2019 Fashion Revue Challenge is *Clothing of the Future!* The challenge is to create a garment that may represent clothing of the future. These garments may be created out of non-fabric, may be made out of recycled products, or may incorporate technology. It is wide open to your interpretation of what the future might bring! Criteria includes: 1) Creativity!, 2) At least 50% of the garment must include sewing (could be hand sewing), knitting and/or crocheting skills, 3) A photo of the original item(s) must be included along with a photo of the new creation.

3. Participants will bring their garments and items on Fri., Aug. 9 to the Fashion Revue judging and the public revue on Sat., Aug. 17.

4. Participants must bring a completed Fashion Revue - Challenge information card (320-10), and a typed commentary (100-175 words) to be read when they model during the judging and the public revue. The typed description should be on a regular 8½"x11" sheet of white paper, double spaced, in 14 pt Times New Roman font. **The typed description should not include information that would be considered too personal (i.e. size of garment or something really embarrassing) nor provide too much private information (address, town, school, etc.) as these commentaries are read in a public setting.** Commentaries should primarily focus on the construction and purpose of the garment rather than the individual's involvement in 4-H, fair, school or other activities.

5. Since the commentary is focused on the garment, participants will give a 1-2 minute introduction of self as part of the interview judging process. This informal talk is a chance for the participant to share a bit about themselves with the judge and could include information such as other 4-H projects in which they are involved, more about their sewing and clothing project adventures, hobbies, favorite activities, or even life goals etc. This sharing session is to be at least 1 minute in length and no more than 2 minutes and given to the judge at the beginning of the interview process. Following the 1-2 minute session, judges will interview the contestant and may ask the participants to explain decisions they made.

6. **County/State Fair:** Judging will include an interview where judges may ask the participants to explain decisions they made in selecting the items they purchased. Junior members are not eligible for State Fair Fashion Revue - Challenge. Members must seek out entry information for participating in Fashion Revue - Challenge at the State Fair from the Clothing Superintendent.

320 602 001 Fashion Revue - Challenge, Junior

320 602 002 Fashion Revue - Challenge, Intermediate

320 602 003 Fashion Revue - Challenge,



# 4-H Activities

320 602 003 Fashion Revue - Challenge, Senior

## FOODS AND NUTRITION

### 1. Exhibit ingredients:

- Exhibits must be suitable for keeping at the fair without excessive spoilage or change of appearance. Highly perishable foods are not acceptable. Highly perishable foods include, but are not limited to cream cheese, custard fillings, and meats of any type.

- Ingredients that the 4-H member cannot legally purchase, such as beer, whiskey, rum, etc. may not be used in any recipe or foods exhibit. Exhibits that include alcohol in the recipe will be disqualified. This includes menu and recipe file exhibits.

- Commercial mixes cannot be exhibited except as an ingredient in a product.

### 2. Preparation of exhibit:

- Exhibits must be displayed on a disposable plate and in a self-sealing bag.

- Exhibits must include the **recipe** and a menu for **one meal** including the food item (exception for cookies and Cereal Marshmallow Bars). Recipes for food products should include all information given on the Exhibit Recipe Card (511-00) format. The recipes will not be returned to the exhibitor.

- When alternative ingredients are used, these are to be underlined on the recipe.

3. For the recipe of the year classes, the State Fair's year is used to determine if it is an even or an odd year.

4. County Fair: Each member may enter up to five classes within the Level they are in, one exhibit per class. All foods entered must be made by the exhibitor

5. State Fair: Each member may enter up to three classes within the Level they are in, one exhibit per class. All foods entered must be made by the exhibitor.

Note: Fill in blank in class number ( ) with corresponding numbers for Junior, Intermediate, or Senior for Basic and Expanding skill levels. Advanced skill level is for Intermediate and Senior levels only:

Junior - 1, Intermediate - 2, Senior - 3

## BASIC SKILLS LEVEL 1-

### COOKING 101 AND BAKING 1

511 110 00\_ Recipe of the Year Class: Exhibit **three** individual items.

Even Years: Healthy Carrot Cake Cookies - must use recipe from OSU Food Hero website.

Odd Years: Baking Powder Biscuits - must use recipe from Baking 1, page 13 or visit the 4-H State website.

511 110 01\_ Cookies. Exhibit **three** cookies.

No frosting, icing, or glaze.

511 110 02\_ Cereal Marshmallow Bars. Exhibit **three** bars. No frosting, icing or glaze.

511 110 03\_ Muffin. Muffin method of mixing generally means that the fat is in a liquid form (like oil) and all liquids are added to the dry ingredients with a minimum amount of stirring. Exhibit **three** muffins. No frosting, icing, or glaze.

511 110 04\_ Biscuit. Biscuit method of mixing generally means that the fat is semi-solid (like butter/shortening) and cut into the dry ingredients before liquid is added. The dough may be beaten or kneaded for a few strokes. Exhibit **three** biscuits. No frosting, icing, or glaze.

511 110 16\_ Muffin. Baked Food Product reflecting alternative dietary choices. Recipe for the food product has been chosen specifically to address choices or altered significantly to now reflect needs for an alternative diet, such as gluten free, sugar substitute, vegetarian, vegan, reduced fat, et. al. Underline alternative ingredient(s) in the recipe. Exhibit **three** muffins. No frosting, icing, or glaze.

## BASIC SKILLS LEVEL 2- COOKING 201 AND BAKING 2

511 120 00\_ Recipe of the Year Class: Exhibit **three** individual items or 1/4 of a large item. Recipes can be found on the State website.

Even Years: Let's Bake Corn Bread - must use recipe from Baking 2, page 37.

Odd Years: Scones - must use recipe from Cooking 201, page 51.

511 120 01\_ Cookies. Exhibit **three** cookies. No frosting, icing, or glaze.

511 120 02\_ Basic Nut Bread. Exhibit 1/4 of loaf. No frosting, icing or glaze.

511 120 03\_ Non-Yeast Coffee Cake. Coffee cake is to be made with a muffin method of mixing. Muffin method of mixing generally means that the fats in a liquid form (like oil) and all liquids are added to the dry ingredients with a minimum amount of stirring. Exhibit 1/4 of the cake. No frosting, icing, or glaze.

511 120 04\_ Scone. Scone is to be made with a biscuit method of mixing. Biscuit method of mixing generally means that the fat is semi-solid (like butter/shortening) and cut into the dry ingredients before liquid is added. The dough may be beaten or kneaded for a few strokes. Exhibit **three** scones. No frosting, icing, or glaze.

511 120 16\_ Quick Bread. Baked Food Product reflecting alternative dietary choices. Recipe for the food product has been chosen specifically to address choices or altered significantly to now reflect needs for an alternative diet, such as gluten free, sugar substitute, vegetarian, vegan, reduced fat, et. al. Underline alternative ingredient(s) in the recipe. Exhibit 1/4 of a large item.

## EXPANDING SKILLS LEVEL 3- COOKING 301 AND BAKING 3

511 130 00\_ Recipe of the Year Class: Exhibit 1/4 of the item. Recipes can be found on the State website.

Even Years: Cool Rise White Bread (must use recipe from Baking 3, pg. 23). (Note: salt was missing from the curriculum. Please use revised recipe found on the State website)

Odd Years: Dakota Bread (must use recipe from Baking 3, pg. 22). (Note: 1/2 cup of whole wheat flour is missing from an older version of the curriculum. Please add this if it is missing.)

511 130 01\_ Shortened Cakes (cakes with fat). No commercial mixes; No fillings or toppings

(i.e., frosting, icing, glaze, powdered sugar, fruit or nuts). Exhibit **three** individual items or 1/4 of a large item.

511 130 02\_ Basic Dinner Rolls. May be shaped into cloverleaf, crescent, knot, bun, bread stick or any other type of roll. Exhibit **three** rolls.

511 130 03\_ Yeast Bread product, plain dough using all white flour. Exhibit 1/4 of a loaf

511 130 04\_ Yeast Bread product, plain dough using all whole wheat flour. Exhibit 1/4 of a loaf

511 130 05\_ Yeast Bread product, plain dough using an alternative grain. Exhibit 1/4 of a loaf

511 130 06\_ Yeast Bread product, plain dough using a combination of flours. Exhibit 1/4 of a loaf

511 130 07\_ Yeast Bread product (using any type of flour) with added non-perishable ingredients (ie. herbs, nuts, dried fruit, etc.) Exhibit 1/4 of a loaf

511 130 08\_ Family Food Traditions. Any baked item associated with family tradition and heritage. Entry must include a) recipe, b) tradition or heritage associated with preparing, serving the food, and c) where or who the traditional recipe came from. Exhibit at least 1/4 of baked product or **three** muffins, cookies, pita, tortillas, etc.

511 130 16\_ Yeast Bread. Baked Food Product reflecting alternative dietary choices. Recipe for the food product has been chosen specifically to address choices or altered significantly to now reflect needs for an alternative diet, such as gluten free, sugar substitute, vegetarian, vegan, reduced fat, et. al. Underline alternative ingredient(s) in the recipe. Exhibit **three** individual items or 1/4 of a large item.

## ADVANCED SKILL LEVEL 4- COOKING 401 AND BAKING 4 (FOR INTERMEDIATES AND SENIORS)

511 140 00\_ Recipe of the Year Class: Exhibit 1/4 of the item. Recipes can be found on the State website.

Even Years: Rosemary Focaccia Bread (must use recipe from Cooking 401, pg. 22).

Odd Years: Single Pie Crust (must use recipe from Baking 4, pg. 21).

511 140 01\_ Foam Cakes (Angel Food, Sponge, Chiffon). No commercial mixes; no fillings or toppings (i.e., frosting, icing, glaze, powdered sugar, fruit or nuts). Exhibit **three** individual items or 1/4 of a large item.

511 140 02\_ Focaccia Bread. Exhibit 1/4 of item.

511 140 03\_ Yeast Bread product, plain dough using all white flour. Exhibit 1/4 of a loaf

511 140 04\_ Yeast Bread product, plain dough using all whole wheat flour. Exhibit 1/4 of a loaf

511 140 05\_ Yeast Bread product, plain dough using an alternative grain. Exhibit 1/4 of a loaf

511 140 06\_ Yeast Bread product, plain dough using a combination of flours. Exhibit 1/4 of a loaf

511 140 07\_ Yeast Bread product (using any type of flour) with added non-perishable ingredients (ie. herbs, nuts, dried fruit, etc.) Exhibit 1/4 of a loaf

511 140 08\_ Yeast Bread product using special shaping. Exhibit **three** individual items or 1/4 of a large item.

511 140 09\_ Specialty Pastry. Baked items such as pie tarts, puff pastry, phyllo doughs, scones, biscotti, choux, croissants, danish, strudels. Phyllo dough must be made from scratch. Pastries made with cream or egg based fillings will be disqualified. Exhibit **three**

individual items.

511 140 16\_ Baked Food Product (from any exhibits in Level 4) reflecting alternative dietary choices. Recipe for the food product has been chosen specifically to address choices or altered significantly to now reflect needs for an alternative diet, such as gluten free, sugar substitute, vegetarian, vegan, reduced fat, et. al. Underline alternative ingredient(s) in the recipe. Exhibit **three** individual items or 1/4 of a large item.

511 444 03\_ Cooking Up a Career. Find someone you know who works in a catering business, local restaurant, health care food service, food scientist, works as a Registered Dietitian, or any other food or nutrition related industry. What do they do? How much education do they need? Why did they choose this profession? What is the most enjoyable thing about their chosen profession? Maximum of two pages, one sided write up of an interview. Consider creativity and neatness. Mount on a 9"x12" colored paper or poster board, or display in clear plastic binder. Include a picture of the person interviewed. (May be laminated to preserve exhibit.) Overall size of mounted exhibit should be no larger than 9x12 inches.

## ALL SKILL LEVELS - GIFT PACKAGE

511 140 14\_ A Gift Package with homemade foods featuring up to five Pacific Northwest products. At least two foods must be made by the exhibitor and feature Pacific Northwest products. Gift package can be in a box or basket **not to exceed 18"x24"**. Exhibit must include a breakdown of costs incurred in preparing the gift package, including items on hand or recycled. Baked items should be at least two of a small or one-quarter of a large food. Include recipes on 5"x8" card or paper.

## FAVORITE RECIPE COLLECTION

Write current year in upper right hand corner of each recipe. **Cards or recipes must be in front of file or designated (paper clips, tabs, etc.) throughout the collection for ease in judging.** Pen, pencil, typed, or printed is acceptable as long as required elements are on the recipe. Recipe collection can be in a file box or in recipe book form. Follow specific guidelines on check sheet. Adding decorative items to recipes is optional and is not a part of the judging process.


511 300 111 Junior -collection with five recipes of foods you have prepared, using ingredients grown in the Pacific Northwest.

511 300 112 Intermediate - Collection with ten recipes of foods you have prepared. Five recipes should include a variety of grain products (examples: granola, rice pudding, bulgur salad, pizza), 3 vegetable recipes, and 2 free choice (no restrictions) recipes.

511 300 113 Senior - collection with fifteen recipes of foods you have prepared. Six recipes should be vegetable and fruit recipes, four recipes should be one-pot meals using or demonstrating knowledge of various kitchen appliances (examples: microwave, wok, electric skillet), 3 poultry, fish or meat recipes (may substitute other protein dishes as desired), and 2 free choice (no restrictions) recipes.

## 2019 CELEBRATE OUR WORLD: GREECE

To celebrate the diversity in our world, each year the Oregon 4-H project areas will focus attention on the cultures of a different country or region of the world. This special emphasis allows members to focus on learning about the country/region and the skills and techniques unique to that culture. The Celebrate our World Explanation Card (998-03) is to be completely





# 4-H Activities

and thoughtfully completed and securely attached to the exhibit.

Note: Fill in the blank in the class number with the appropriate number below:

Intermediate – 2, Senior – 3  
512 800 11\_ Celebrate our World

## FOOD PRESERVATION

1. Members must use current OSU approved or USDA preparation and processing recommendations for preserved foods. Current OSU approved publications can be found on the State website. Current USDA recommendations can be located on the internet at: [http://nchfp.uga.edu/publications/publications\\_home.html](http://nchfp.uga.edu/publications/publications_home.html) or <http://nchfp.uga.edu/> The Ball Blue Book copyright 2009 or newer, So Easy to Preserve Book, pectin package inserts, or pectin product websites are also approved sources. Make sure to follow the approved processing times listed for your product.

2. All products, including all preserved products in gifts packs, must have a 4-H Food Preservation Explanation Card (512-07) with complete information and instructions/recipe.

3. All containers must have label or tape with member name, county, class number. Label should be placed on the bottom of container or location not to interfere with allowing judge to see contents. Incomplete labeling may result in disqualification.

4. Include jar rings on all canned products. Be sure all jars are properly sealed. Unsealed jars will be disqualified. Jars may be opened during the judging process. For this reason we strongly urge you to use smaller jars for your fair exhibits. Suggested are 4 oz. jars for jams and jellies, half pints and pint jars for other products. Larger jars will be accepted, but food may be wasted as any opened jars may be emptied before returning after Fair. For judging reasons, use clear jars only.

5. Dried foods should be exhibited in jars or sturdy plastic bags, with labels securely attached.

6. County Fair: Members may enter six classes in their division. One entry per class.

7. State Fair: Members may enter three classes in their division.

Note: Fill in blank in class number ( ) with corresponding numbers for:

Junior - 1, Intermediate - 2, Senior - 3

## JUNIOR DIVISION

1. Members in this division can choose to exhibit any of the products listed below by placing a "1" in the last digit of the class number.

2. May enter six classes, only one exhibit per class number. Starred (\*) items are suggested as beginning exhibits for first year juniors.

512 111 01\_ \*Canned fruit or berries. One jar of fruit or berries processed in a boiling water canner

512 111 02\_ \*Canned tomatoes. One jar of tomatoes processed in a boiling water canner.

512 111 03\_ Canned tomato sauce, juice, or ketchup. One jar of canned tomato sauce (plain or flavored), tomato juice or tomato vegetable juice blend, or ketchup processed in a boiling water canner.

512 111 04\_ Canned tomato based salsa. One jar of canned tomato based salsa. Jars must be sealed by processing in a boiling water canner.

512 111 05\_ Canned fruit based salsa. One jar

of canned fruit based salsa. Jars must be sealed by processing in a boiling water canner.

512 111 06\_ Relish. One jar of cucumber relish. Jars must be sealed by processing in a boiling water canner.

512 111 07\_ Relish. One jar of relish, other than cucumber. Jars must be sealed by processing in a boiling water canner. Examples include zucchini relish, corn relish and chutneys, other chopped fruit and vegetable based products that include acidification.

512 111 08\_ Canned pie filling. One jar of canned pie filling thickened with Clear-Jel™.

512 111 09\_ Fruit Sauce. One jar of canned fruit sauce without a thickener. Examples include apple sauce.

512 111 10\_ \*Cooked jam. One jar of cooked jam using commercial pectin. Jars must be sealed by processing in a boiling water canner.

512 111 11\_ \*Cooked jelly. One jar of cooked jelly using commercially available juice and pectin. Jars must be sealed by processing in a boiling water canner.

512 111 12\_ Quick cucumber pickles. One jar of cucumber quick pickles. Jars must be sealed by pasteurization or processing in a boiling water canner.

512 111 13\_ Quick pickles other than cucumbers. One jar of canned fruit or vegetable quick pickles. Examples include crab apple, watermelon, dilled green beans, etc. Jars must be sealed by processing in a boiling water canner.

512 111 14\_ \*Fruit leather. Four rolled pieces (about 1: wide) of one flavor of fruit leather.

512 111 15\_ \*Dried fruit. About one-half cup of dried pieces of fruit (not leather).

512 111 16\_ \*Dried vegetable. About one-quarter cup of dried pieces of vegetable.

512 111 17\_ \*Dried herbs. About 1/4 - 1/2 cup of dried herbs.

512 111 18\_ \*Dried herb seasoning combination. About 1/4 cup of dried herb seasoning combination.

512 111 301 \*Gift pack. One gift package including two different products from Junior Division of preservation methods. Each preserved product must have a 4-H Food Preservation Explanation card (512-07) (new 12/14). The gift pack may also include products made or purchased by exhibitor to complete the theme. Indicate for whom the gift is intended and for what occasion. (Example: A housewarming gift for new neighbors.)

## INTERMEDIATE AND SENIOR DIVISION

1. Members in these divisions can choose to exhibit any of the products listed under the Junior Division, except Gift pack, by placing a "2" in the last digit of the class number for Intermediates or a "3" in the last digit of the class number for Seniors.

2. They can also choose from any of the following exhibits as long as they enter only six exhibits total, one exhibit per class number.

512 111 21\_ Cooked jelly. One jar of cooked jelly using juice the member has extracted and commercial pectin. Jars must be sealed by processing in a boiling water canner.

512 111 22\_ Cooked jelly or jam. One jar of cooked jelly or jam made without added commercial pectin. Jelly must use juice extracted by the member. Jars must be sealed by processing in a boiling water canner.

512 111 23\_ Syrup or juice. One jar of juice or syrup made from the juice that the member has extracted. Jars must be sealed by processing in a boiling water canner.

512 111 24\_ Fermented pickles or sauerkraut. One jar of fermented (brined) pickles or sauerkraut. Jars must be sealed by processing in a boiling water canner.

512 111 25\_ Canned vegetables or tomatoes. One jar of canned vegetables or tomatoes processed in a pressure canner.

512 111 26\_ Canned meat or poultry. One jar of canned meat or poultry processed in a pressure canner.

512 111 27\_ Canned fish. 1 jar of canned fish processed in a pressure canner. Fish products should be exhibited in pint or half pint jars.

512 111 28\_ Canned combination dish. One jar of canned combination dish processed in a pressure canner. Examples include chili, soup, baked beans, etc.

512 111 29\_ Dried meat or poultry jerky. Four 1"x3" pieces of 1 type of jerky. Meat jerky (beef, venison or poultry) should follow the recommendations for preparation in Making Jerky at Home Safely, PNW 632, May 2012.

512 111 302 Intermediate Gift pack. One gift package including three different preserved products. Use two or more preservation methods. Methods from the junior and intermediate/senior divisions may be used. Each preserved product must have a 4-H Food Preservation Explanation Card (512-07) (new 12/14). The gift pack may also include products made or purchased by exhibitor to complete the theme. Indicate for whom the gift is intended and for what occasion. (Example: a housewarming gift for new neighbors.)

512 111 303 Senior Gift pack. One gift package including three or more different preserved products. Use two or more preservation methods. Methods from the junior and intermediate/

senior divisions may be used. Each preserved product must have a 4-H Food Preservation Explanation Card (512-07) (new 12/14). The gift pack may also include products made or purchased by exhibitor to complete the theme. Indicate for whom the gift is intended and for what occasion. (Example: a housewarming gift for new neighbors.)

## 2019 CELEBRATE OUR WORLD: GREECE

To celebrate the diversity in our world, each year the Oregon 4-H project areas will focus attention on the cultures of a different country or region of the world. This special emphasis allows members to focus on learning about the country/region and the skills and techniques unique to that culture. The Celebrate our World Explanation Card (998-03) is to be completely and thoughtfully completed and securely attached to the exhibit.

Note: Fill in the blank in the class number with the appropriate number below:

Intermediate – 2, Senior – 3

512 800 11\_ Celebrate our World inspired gift pack exhibit

## FOOD PREPARATION CONTESTS

### FOOD PREPARATION CONTEST

1. Participants must be enrolled in the Foods and Nutrition project.

2. Each participant must prepare one food product.

3. Participants will have one hour (start to finish) for set-up, preparation, and cleanup. Participants must provide all ingredients and equipment except range, microwave oven, and refrigerator.

4. Participants should prepare one recipe, one batch, etc., of the food product using at least

# Find Out What's Happening At The FAIR

## Watch for the Josephine County Fair Program

Distributed in the  
Daily Courier on **Sun., Aug. 11th**  
and in the  
Country Weekly on **Wed., Aug. 14th**

The Fair Program  
will feature a schedule  
of events, activities,  
entertainment, and  
bus ride schedule.

### Jo. Co. Fair, Aug. 14-17, 2019

Programs will also be available at the Fair.

**To advertise in the Fair Program, please contact Display Advertising at 541-474-3733 or email [display@thedailycourier.com](mailto:display@thedailycourier.com)**

Grants Pass **Daily Courier**

Proudly Serving Our Community Since 1885. [www.thedailycourier.com](http://www.thedailycourier.com)





# 4-H Activities

two ingredients representative of the Pacific Northwest.

5. Participants should select a food product that can be prepared within the time limit. **Only yeast products which require proofing will be allowed extra time.** Proofing time is done with members out of the kitchen.

6. Participants should not prepare the same recipe more than one year.

7. **For food safety reasons finished dishes prepared at home may not be brought in and served at fair.**

8. The use of alcoholic beverages that would be unlawful for a minor to purchase or possess is not permitted.

9. The food prepared must be displayed on a serving platter or tray, or in a dish, bowl, basket, etc.

10. Participants must also display one place setting of the table service which would be used in serving the food at a meal (include plates, tableware, napkin, glasses, tablecloth, placemat, or whatever is appropriate). A card table will be available for each display. A centerpiece may be included if the participant wishes, but is not required.

11. Participants will serve a sample of the dish to the judge. The remainder will be served to the public. Paper plates and plastic utensils will be provided for the public.

12. All participants must provide the judge with a "Foods of the Pacific Northwest Judge's Information Form" (511-04). The judge will also ask questions regarding the Pacific Northwest food used, i.e., nutritive value, region produced, or season when most plentiful.

13. All participants must provide a poster (approximately 24"x30") of the recipe to display in the preparation area. Posters will not be returned. Please include 4-H member's name, county and contest name on the poster.

14. Participants are expected to leave the kitchen clean. This will be part of the judge's evaluation.

511 601 011 Food Prep, Junior (One food product chosen from: Fruit or Vegetable Dish, Salad, Sandwich, Grain Product, Yeast Product, Dairy Product, Main Dish)

511 601 012 Food Prep, Intermediate (One food product chosen from: Fruit or Vegetable Dish, Salad, Sandwich, Grain Product, Yeast Product, Dairy Product, Main Dish)

511 601 013 Food Prep, Senior (One food product chosen from: Fruit or Vegetable Dish, Salad, Sandwich, Grain Product, Yeast Product, Dairy Product, Main Dish)

## CELEBRATE OUR WORLD

1. Participants must be enrolled in the Foods and Nutrition project.

2. Each participant must prepare one food product.

3. Participants will have one hour (start to finish) for set-up, preparation, and cleanup. Participants must provide all ingredients and equipment except range, microwave oven, and refrigerator.

4. Participants should prepare one recipe, one batch, etc., of the food product focusing on the country or region of celebration.

5. Participants should select a food product that can be prepared within the time limit. Only yeast products which require proofing will be allowed extra time. Proofing time is done with members out of the kitchen.

6. **For food safety reasons finished dishes prepared at home may not be brought in and served at fair.**

7. The use of alcoholic beverages that would be unlawful for a minor to purchase or possess is not permitted.

8. The food prepared must be displayed on a serving platter or tray, or in a dish, bowl, basket, etc.

9. Participants must also display one place setting of the table service which would be used in serving the food at a meal (include plates, tableware, napkin, glasses, tablecloth, placemat, or whatever is appropriate). A card table will be available for each display. A centerpiece may be included if the participant wishes, but is not required.

10. Participants will serve a sample of the dish to the judge. The remainder will be served to the public. Paper plates and plastic utensils will be provided for the public.

11. All participants must provide the judge with a "Foods of the Pacific Northwest' Judge's Information Form" (511-04) but it will be focused on the food and the country or region of focus instead of the Pacific Northwest. The judge will also ask questions regarding the food and the country or region of focus.

12. All participants must provide a poster (approximately 24"x30") of the recipe to display in the preparation area. Posters will not be returned. Please include 4-H member's name, county and contest name on the poster.

13. Participants are expected to leave the kitchen clean. This will be part of the judge's evaluation.

## 2019 CELEBRATE OUR WORLD: GREECE

To celebrate the diversity in our world, each year the Oregon 4-H project areas will focus attention on the cultures of a different country or region of the world. This special emphasis allows members to focus on learning about the country/region and the skills and techniques unique to that culture.

511 800 011 Food Prep, Junior (One food product inspired by the Celebrate our World country or region)

511 800 012 Food Prep, Intermediate (One food product inspired by the Celebrate our World country or region)

511 800 013 Food Prep, Senior (One food product inspired by the Celebrate our World country or region)

## MINI-MEAL CONTEST

1. There are three divisions in the contest, Junior, Intermediate and Senior. Within those divisions there are individual and team classes.

2. Teams will consist of two members. If one team member is a senior and the other an intermediate, the mini-meal should be entered in the senior division.

3. 4-H members enrolled in the Food and Nutrition and Food Preservation projects may have one entry in each class within their division as long as different dishes are prepared for each.

4. Each participant (or team) must prepare only two dishes. One must be a main dish and the other can be any other food which would either (a) make an entire meal if served together, or (b) be part of a larger meal if other foods were included. The meal might be a breakfast, lunch, dinner, brunch, buffet supper, snack meal, party meal, etc.

5. Members can utilize food products they have preserved.

6. Participants will have two hours (start to finish) for set-up, preparation, and cleanup.

7. Participants must provide all ingredients and equipment except range, microwave oven, and refrigerator.

8. Participants should prepare one recipe, one batch, etc., of each food product. No fixed number of servings is required.

9. **For food safety reasons finished dishes prepared at home may not be brought in and served at fair.**

10. The use of alcoholic beverages that would be unlawful for a minor to possess is not permitted.

11. The foods prepared must be displayed on a serving platter or tray, or in a dish, bowl, basket, etc.

12. Participants must also display one place setting of the table service which would be used in serving the meal (include plates, tableware, napkin, glasses, tablecloth, placemat, or whatever is appropriate). A card table will be available for each participant to use for display. A centerpiece may be included if the participant wishes, but is not required.

13. Participants will serve a sample of the two dishes to the judge. The remainder will be served to the public. Paper plates and plastic utensils will be provided for the public.

14. All participants must provide the judge with a "4-H Mini-Meal Contest Judge's Information Form" (511-01)(revised 2013).

15. All participants must provide a poster (approximately 24"x30") of the recipe to display in the preparation area. Posters will not be returned. Please include 4-H member's name, county and contest name on the poster.

16. Participants are expected to leave the kitchens clean. This will be part of the judge's evaluation.

511 602 011 Mini-Meal, Junior

511 602 021 Mini-Meal, Junior Team

511 602 012 Mini-Meal, Intermediate

511 602 022 Mini-Meal, Intermediate Team

511 602 013 Mini-Meal, Senior

511 602 023 Mini-Meal, Senior Team

## HORTICULTURE CONTAINER GARDENING

1. Exhibits should be delivered to the 4-H Exhibit Building on Sun., Aug. 11 from noon-4:30pm. Pickup will be Sat., Aug. 17 from 10-10:30pm, or Sun., Aug. 18 from 9:30-11:30am.

2. Plants entered in Container Gardening must be grown by the exhibitor.

3. Member's name and county should be securely attached to the bottom of each container.

4. Exhibits exceeding 20 lbs. or measuring larger than 30"x30" will not be accepted.

5. The Container Gardening Exhibit Information Card (716-02) must be firmly attached to the

exhibit and covered with a closeable sandwich bag (Ziploc) to keep the card dry. Please attach to the container with clear packaging tape or duct tape.

6. Exhibitors should use the online publication *Select and Prepare Herbs for Exhibit* (4H 2335) as reference. Selection of herbs is the choice of the 4-H member.

7. Junior herb container garden must include 2 herbs from different species. Intermediate herb container garden must include at least 3 herbs from different species. Senior herb container garden must include at least 4 herbs of different species.

8. Container exhibits will be cared for by 4-H volunteers at Jo Co Fair (and 4-H volunteers at the Oregon State Fair). The 4-H program cannot be responsible for the condition of the plant when it is returned.

9. County/State Fair: Exhibitors may enter only one exhibit in each class number.

## CONTAINER GARDENING, JUNIOR

716 115 011 Terrarium (closed container)

716 115 021 Dish Garden (cacti and succulents, more than 1 plant)

716 114 031 Houseplant (1 plant)

716 113 041 Patio Plant (1 outdoor plant in a container)

716 113 141 Patio Planter (more than 1 outdoor plant, can be combination of annuals, perennials, herbs and/or vegetables)

716 112 051 Potted Vegetable

716 116 001 Potted Herbs (must be 2 herbs)

716 117 061 Other (for exhibits that do not fit in above classes.)

## CONTAINER GARDENING, INTERMEDIATE

716 115 012 Terrarium (closed container)

716 115 022 Dish Garden (cacti and succulents, more than 1 plant)

716 114 032 Houseplant (1 plant)

716 113 042 Patio Plant (1 outdoor plant in a container)

716 113 142 Patio Planter (more than 1 outdoor plant, can be combination of annuals, perennials, herbs and/or vegetables)

716 112 052 Potted Vegetable

716 116 002 Potted Herbs (must include 3 herbs)

716 117 062 Other (for exhibits that do not fit in above classes.)

716 200 012 Display (An experiment with plant(s) in containers. Exhibit must show and include a written explanation of what was done and a summary of what was learned. Display not to exceed 30"Wx24"Dx36"H.)

## CONTAINER GARDENING, SENIOR

716 115 013 Terrarium (closed container)

716 115 023 Dish Garden (cacti and succulents, more than 1 plant)

716 114 033 Houseplant (1 plant)

716 113 043 Patio Plant (1 outdoor plants in a container)

716 112 143 Patio Planter (more than 1 outdoor plant, can be combination of annuals, perennials, herbs and/or vegetables)

716 112 053 Potted Vegetable

716 116 003 Potted Herbs (must include 4 herbs)

716 117 063 Other (for exhibits that do not fit in the above classes.)

716 200 013 Display (An experiment with plant(s) in containers. Exhibit must show and include a written explanation of what was done





## 4-H Activities

and a summary of what was learned. Display not to exceed 30"Wx24"D and 36"H.)

716 300 013 Commercial exhibit of plants (flat or market package) (Include planting dates, costs incurred, and suggested retail pricing.)

### 2019 CELEBRATE OUR WORLD: GREECE

To celebrate the diversity in our world, each year the Oregon 4-H project areas will focus attention on the cultures of a different country or region of the world. This special emphasis allows members to focus on learning about the country/region and the skills and techniques unique to that culture.

Note: Fill in the blank in the class number with the appropriate number below:

Intermediate – 2, Senior – 3

716 800 00 Celebrate our World inspired container garden

### FLOWERS AND ORNAMENTALS

1. Exhibits should be delivered to the 4-H Exhibit Building on Sun., Aug. 11 from noon-4:30pm. Pickup will be Sat., Aug. 17 from 10-10:30 pm, or Sun., Aug. 18 from 9:30-11:30am.

2. For cut flower exhibits do not bring or leave your own vase. The fair will provide vases. Arrangement exhibits will be displayed in the container provided by the exhibitor.

3. The class and kind of flower must appear on the exhibit tag attached to the exhibit.

4. The number of flowers required for each exhibit can be found in parentheses after each flower type.

5. In an exhibit of 3 blooms, all blooms must be the same color. Each flower is to have foliage attached or include foliage.

6. Exhibitors may use a holding device to secure arrangements.

7. Each exhibit will receive a ribbon.

8. Exhibitors may enter a portion of their allowed/allotted flower exhibits in either of the "Other" types. Exhibitors can exhibit only one entry for each of the "Other" types; Other, Perennial Cut Flowers; Other, Annual Cut Flowers.

9. For arrangements and dried materials the flowers may be grown or purchased by the exhibitor.

10. County/State Fair: The total number of cut flower exhibits may not exceed 3 for Juniors, 4 for Intermediates, or 5 for Seniors. For arrangements and dried materials exhibitors may enter only 1 exhibit per class.

TYPES (Number of stems required in parentheses.)

Asters (3) Blooms  
Bachelor Buttons (3) Blooms  
Calendulas (3) Blooms  
Chrysanthemums (1) Spray  
Cosmos (3) Blooms  
Dahlias, under 3" disbudded (3)

Dahlias, 3-6" dia. disbudded (1)

Dahlias, 6" and over disbudded (1)

Gladiolus (1) Spike

Gloriosa Daisy (3) Blooms

Lilies (1) Stalk

Marigold, African (1) Bloom

Marigold, French (3) Stems

Nasturtiums (3) Blooms

Petunia, (3) Stems

Roses, Miniature (1) Spray

Roses, grown in clusters (more than 3 blooms) (1) Spray

Roses, hybrid tea disbudded (1) Bloom

Roses, other (1) Bloom

Snapdragons (3) Spikes

Statice (1) Spray

Straw Flowers (1) Stem

Zinnias (3) Blooms

Other, Perennial Cut Flowers

Other, Annual Cut Flowers

### Definitions:

Bloom: an individual flower, one blossom to a stem.

Spike: a stalk carrying many stemless or nearly stemless flowers.

Spray: a portion of a plant with a number of flowers on one.

Stem: a stem with one or more flowers

Disbudded: removal of the lateral buds along the stem of the flower.

### CUT FLOWERS

713 100 011 Juniors, exhibitors limited to 3 separate flower types.

713 100 012 Intermediate, exhibitors limited to 4 separate flower types.

713 100 013 Seniors, exhibitors limited to 5 separate flower types.

### ARRANGEMENTS

713 420 011 Juniors, arrangement of fresh flowers in a suitable container.

713 420 012 Intermediates, arrangement of fresh flowers, any choice of design.

713 420 013 Seniors, arrangement of fresh flowers, any choice of design.

713 420 023 Seniors, arrangement of fresh flowers, with theme for 2019 "Summer Sports Fun"

713 420 033 Seniors, miniature arrangement using dried or fresh materials, no larger than 8"x8"x8".

### BOUQUETS

Flowers may be grown or purchased by the exhibitor. Bouquets exhibits will be displayed in the container provided by the exhibitor. Bouquets MUST NOT use a frog, wire, or floral foam in the vase to stabilize the exhibit. Each Bouquet is to have foliage attached or include foliage. A Flower Show Exhibit Tag must be attached to the exhibit. On the Flower Show Exhibit Tag fill in the Class No. (see below) and



## Josephine County Fairgrounds

**June 15, 16, 22,  
23, 29, 30  
July 4, 6, 7**



**Southern Oregon  
Horse Racing  
ASSOCIATION**

**GATES OPEN  
11:30 am**

**1st Race POST TIME  
1:00 pm**

**FREE PARKING  
Admission \$4**

[southernoregonhorseracing.com](http://southernoregonhorseracing.com)

# DOUBLE TAPS

## TAP ROOM AND CRAFT SPIRITS

### Proud Supporter of the Josephine County Fair!

DOUBLETAPSTAPROOM.COM • 541-916-8475 945 N.E. D St. • Grants Pass Shopping Center





AMERICAN  
INDUSTRIAL  
DOOR

- COMMERCIAL
- RESIDENTIAL
- INSTALLATION
- & REPAIRS

*We are THE  
Commercial &  
Residential  
Garage Door  
Service Company  
in Southern  
Oregon!*



AMERICAN  
INDUSTRIAL DOOR LLC



## **DOOR REPAIR AND INSTALLATION**

**Expert Staff & Technicians • Family Owned**

- Garage Door Replacement & Repair
- Security Storm Shutters by QMI
- Repair Garage Door Springs
- 24 Hour Emergency Service
- Senior Discounts
- Veterans Purchase Discounts

**108 Union Ave., Grants Pass**

**541-476-1723** (M-F 9-4)

OR56160  
CA857109

**5022 Table Rock Rd., Central Point**

**541-664-5555** (M-F 8-5)

***www.grantspass.americandoorllc.com***



# 4-H Activities

for Class (kind of flower) write Bouquet.

713 430 011 Juniors, Bouquet of fresh flowers in a suitable container, any design.

713 430 012 Intermediates, Bouquet of fresh flowers, in a suitable container, any design.

713 430 013 Seniors, Bouquet of fresh flowers, in a suitable container, any design.

713 430 023 Seniors, arrangement of fresh flowers, with theme for 2019 "Summer Sports Fun"

## CORSAGE AND BOUTONNIERE

Flowers may be grown or purchased by the exhibitor. An exhibit of one Corsage and one Boutonniere. Corsage refers to a small bouquet of flowers worn on a woman's dress or worn around her wrist. The blooms do not need to be all the same color. A method of attaching the corsage for wearing must be provided. A boutonniere is a floral decoration worn by men, typically a single flower or bud. A method of attaching the boutonniere must be provided. Each Corsage and Boutonniere is to have foliage attached or include foliage. The Corsage and Boutonniere are to be displayed in a plastic zip lock type bag. A neatly cut square of white cardboard may be placed in the bag to stabilize the exhibit if desired. A Flower Show Exhibit Tag must be attached to the exhibit. On the Flower Show Exhibit Tag fill in the Class No. (see below) and for Class (kind of flower) write Corsage/Boutonniere.

713 440 002 Intermediates, Corsage and Boutonniere of fresh flowers, suitable designed for a formal occasion, any design.

713 440 003 Seniors, Corsage and Boutonniere of fresh flowers, suitable designed for a formal occasion, any design.

## 2019 CELEBRATE OUR WORLD: GREECE

To celebrate the diversity in our world, each year the Oregon 4-H project areas will focus attention on the cultures of a different country or region of the world. This special emphasis allows members to focus on learning about the country/region and the skills and techniques unique to that culture.

Note: Fill in the blank in the class number with the appropriate number below:

Intermediate - 2, Senior - 3

713 800 00\_ Celebrate our World inspired arrangement

## DRIED MATERIALS

713 130 041 Juniors, arrangement of dried flowers.

713 130 042 Intermediates, arrangement of dried materials.

713 130 043 Seniors, arrangement of dried materials.

## LIVING FLORAL ARRANGEMENT-COUNTY CLASSES

1. Exhibits should be delivered to the 4-H Exhibit Building on Sun., Aug. 11 from noon-4:30pm. Pickup will be Sat., Aug. 17 from 10-10:30 pm, or Sun., Aug. 18 from 9:30-11:30am.

2. Exhibit is to explore creativity. Unique containers are welcome.

3. Minimum of 5 individual plant types used.

4. Grown and arranged in an upright floral fashion.

5. Exhibit not to exceed 20 lbs.

6. Judged on overall health, floral qualities and balance.

7. Cash awards for Grand Champion and Reserve Grand Champion.

Note: Fill in the blank in the class number with

the appropriate number below:

Junior - 1, Intermediate - 2, Senior - 3

713 420 50\_Living Floral Arrangement

## HERBS

1. Exhibits should be delivered to the 4-H Exhibit Building on Sun., Aug. 11 from noon-4:30pm. Pickup will be Sat., Aug. 17 from 10-10:30 pm, or Sun., Aug. 18 from 9:30-11:30am.

2. Herbs must be grown by the exhibitor.

3. Exhibits must be arranged by 4-H member only.

4. Fresh cut herbs that have their own class in vegetables, such as onions and garlic, should be exhibited in that class, not in the Fresh Cut Herb classes.

5. A Herb Dried, Fresh-Cut Explanation Card (712-06) must be firmly attached to all herb exhibits.

6. For dried herbs the information card must include drying method. Basil, chives, dill leaves, fennel and parsley should not be exhibited dried because they are best preserved by freezing.

7. Display all dried herbs in a self-closing bag: one inch bunch secured with a twist tie or three tablespoons dried leaves or one tablespoon of dried seeds.

8. Exhibitors should use the online publication Select and Prepare Herbs for Exhibit (4H 2335) as reference. Selection of herbs is the choice of the 4-H member.

9. County/State Fair: Exhibitors may enter only one exhibit in each class number.

## HERB EXHIBITS, FRESH CUT

712 117 001 Herbs, Fresh Cut, Junior, (one bunch with stems one inch in diameter)

712 117 011 Cut Herb Collection Junior, (include 3 different herbs in same amounts as fresh cut exhibit)

712 117 002 Herbs, Fresh Cut, Intermediate, (one bunch with stems one inch in diameter)

712 117 012 Cut Herb Collection Intermediate, (Include 4 different herbs in same amounts as fresh cut exhibit, 1 which is new this year)

712 117 003 Herbs, Fresh Cut, Senior, (one bunch with stems one inch in diameter)

712 117 013 Cut Herb Collection Senior, (5 different herbs in same amounts as fresh cut exhibit, 2 which are new this year)

## HERB EXHIBITS, DRIED

712 118 001 Herbs, Dried, Junior, Display all herbs in a self-closing bag: one inch bunch secured by a twist tie or three tablespoons dried leaves or one tablespoon of dried seeds.

712 118 011 Herbs, Dried Collection, Junior, (3 herbs in same amounts as dried herb exhibit)

712 118 002 Herbs, Dried, Intermediate, Display all herbs in a self-closing bag: one inch bunch secured by a twist tie or three tablespoons dried leaves or one tablespoon dried seeds.

712 118 012 Herbs, Dried Collection, Intermediate, (4 herbs in same amounts as dried herb exhibit, 1 which is new this year)

712 118 003 Herbs, Dried, Senior, Display all herbs in a self-closing bag: one inch bunch secured by a twist tie or three tablespoons dried leaves or one tablespoon of dried seeds.

712 118 013 Herbs, Dried Collection, Senior, (5 herbs in same amounts as dried herb exhibit, 2 which are new this year)

## VEGETABLES

1. Exhibits should be delivered to the 4-H

Exhibit Building on Sun., Aug. 11 from noon-4:30pm. Pickup will be Sat., Aug. 17 from 10-10:30 pm, or Sun., Aug. 18 from 9:30-11:30am.

2. Vegetables must be grown by the exhibitor.

3. Exhibits must be set up and arranged by 4-H member only.

4. The publication "Selecting and Preparing Vegetables for Exhibit", 4-H 2334, should be used by exhibitors as a reference except for the specific numbers of vegetables required for plate and collection exhibits which is listed below. This publication provides tips for selecting and preparing vegetables for exhibit.

5. Plate exhibits will be exhibited on 9" paper plates. Vegetable Collection exhibits must fit on a tray 18½"x14½"x2¾". Paper plates and trays will be provided.

6. Each exhibit will receive a ribbon.

7. Vegetables will not be returned unless specifically requested. Any usable produce will be donated to a food bank.

8. County/State Fair: Juniors may enter a maximum of 3 plate exhibits, in addition to one vegetable collection. Intermediates may enter a maximum of 4 plate exhibits in addition to their choice of a vegetable collection exhibit, or poster display. Seniors may enter a maximum of 5 plate exhibits in addition to their choice of a vegetable collection exhibit, commercial display, or educational display.

CLASSES (Number of veggies required in parentheses.)

Beans, Snap (Wax, Italian, Green) (5)

Beans, Other (Dry, Horticulture, Limas, Purple) (5)

Beans, Horticultural (5)

Beets (5)

Broccoli (1) Main head or (5) side shoots

Carrots (5)

Corn, Sweet (2)

Cucumbers, Slicing (Lemon, Burpless, Slicing varieties) (2)

Cucumbers, Lemon (2)

Cucumbers, Pickling (5)

Garlic, Regular (2), Elephant (1)

Kohlrabi (2)

Lettuce (1 plant) leaf lettuce in vase of water

Onions, Bulb (3)

Onions, Green (5 onions)

Peas, in pod (5)

Peppers, Bell or Sweet (2)

Peppers, Hot (5)

Potatoes (5)

Pumpkins (1)

Squash, Summer Crookneck (2)

Squash, Summer Zucchini (2)

Squash, Winter (1)

Tomato slicing (3)

Tomatoes, Cherry (5)

Tomato, other (5)

Turnips (2)

Other, # (refer to 4-H 2334)

## VEGETABLE EXHIBITS, JUNIOR

712 100 011 Plate Exhibit of One Type, limit 3 entries

712 100 021 Vegetable Collection Exhibit, include 3 different vegetables in same amounts required as in plate exhibits.

## VEGETABLE EXHIBITS, INTERMEDIATE

712 100 012 Plate Exhibit of One Type, limit 4 entries

712 100 022 Vegetable Collection Exhibit, include 4 different vegetables in same amounts required as in plate exhibits.

## Check out our NEW location!

### FIRE PROTECTION EQUIPMENT!



### Fire Extinguishers

- Fire Hoses • Fire Hose Nozzles & Reels
- Fire Fighting Boots




Inspections on your site.  
Consultations available.



**1644 S.E. N St., Grants Pass • 541-479-7578**  
**roleypacificsupply.com**

**Spring  
is in  
the air,  
time to  
stock up  
on Carhartt  
Shorts &  
T-shirts**



## NEW LOCATION

M St.

1644 N St.



N St.

Agness Ave.



# Kitchen Cabinet Specialists

**We Support  
the Great Programs  
of the Josephine  
County Fair!**



**Visit Our Showroom  
"M" St. Industrial Park at  
1470 S.E. M St. Unit 2E**

**M - F, 9:00am - 5:00pm  
Sat. by appointment**

**541-955-4884**

**www.kadesigns.net**

## 4-H Activities

712 200 032 Poster or Display, describing results of 4-H member's experimental garden. Display not to exceed 30"Wx24"Dx 36"H.

### VEGETABLE EXHIBITS, SENIORS

712 100 013 Plate Exhibit of One Type, limit 5 entries

712 100 023 Vegetable Collection Exhibit, include 5 different vegetables in same amounts required as in plate exhibits.

712 100 033 Commercial Display, include 10 lb. unit of produce with record of costs of commercial garden.

712 200 043 Project Display, describing the experimental design and results of an experiment in commercial gardening. Display not to exceed 30"Wx24"Dx 36"H.

### THE BOUNTY- COUNTY CLASSES

1. Exhibits should be delivered to the 4-H Exhibit Building on Sun., Aug. 11 from noon-4:30pm. Pickup will be Sat., Aug. 17 from 10-10:30 pm, or Sun., Aug. 18 from 9:30-11:30am.

2. Exhibit is to have 5 different vegetable groups represented.

3. Each vegetable group will display 3 uniform vegetables of that type on a 9" plate which will be provided.

4. All vegetables must be grown by the exhibitor in their own space in the family garden or in pots.

5. This exhibit will include 5 photographs. Each photograph will include the exhibitor and a plant from which each vegetable type will be harvested for the exhibit.

6. The exhibit will also include an essay of 250 words or less titled "What Gardening Means to Me". If typed, the essay should be double

spaced in 14 pt font. If handwritten, it needs to be legible.

7. Photographs and essay need to be mounted on cardboard or foam board that measures not more than 15"x20".

8. Cash awards for Grand Champion and Reserve Grand Champion.

Note: Fill in the blank in the class number with the appropriate number below:

Junior - 1, Intermediate - 2, Senior - 3

712 100 52\_The Bounty

## SCIENCE, TECHNOLOGY ENGINEERING & INDUSTRIAL ARTS

### SCIENCE INVESTIGATION DISPLAY

1. Open to any enrolled 4-H member.

2. The purpose of this type of exhibit is for members to communicate the processes and outcomes of a scientific investigation they design and conduct themselves.

3. The display must include: (1) a question or hypothesis, (2) an investigative procedure (What was done?), (2) the data collection or observation method (How was it collected/observed), (3) a report of the data collected or observations made, (4) an analysis of the data collected or observations made (How do you interpret the data and evidence?), (5) a conclusion addressing the original question or hypothesis (Does the evidence support or refute your claim?). Intermediate and Senior Exhibits must include a data chart and a graph or other visual representation of the data.

4. Club exhibits are to be entered under the club name but must include the names of all members and leaders. This may be on a separate paper securely attached to the back of the

**Dedicated to supporting  
the FFA and 4-H programs  
in our community!**



**132 NE Savage St.  
Grants Pass, OR 97526**

**Office: (541) 956-8582**

**Cell: (541) 660-7996**

**Fax: (541) 476-8074**



**Kendon Leet**

**Broker / Owner  
Rural Property Specialist**

**kendon@kendonleet.com  
www.kendonleet.com**

**Fast, Friendly  
and FAIR!  
Ray's Printshop**

**Quality Offset Printing  
Fast Service and Competitive Prices**

- Full-color Digital
- Printing (Disc)
- B/W Photocopies
- Color Laser Copies
- Typesetting
- Rubber Stamps
- Faxing Service
- Letterheads
- Business Cards
- Newsletters
- Envelopes
- Brochures
- Carbonless Forms
- Business Forms
- Booklets

**Ray's Printshop**

405-A Union Ave., Grants Pass  
541-471-9421 • FAX: 541-471-0784  
e-mail: dillon@printshoprays.com  
www.printshoprays.com

**Home  
of the 29¢  
Color Copy  
Tuesday!**



# 4-H Activities

exhibit. Club exhibit will receive one ribbon per exhibit.

5. See display rules and requirements under COMMUNICATIONS section, EDUCATIONAL DISPLAYS.

6. County/State Fair: Members may enter one exhibit per class in their level.

Note: Fill in the blank in the class number with the appropriate number below:

Junior – 1, Intermediate – 2, Senior – 3 Club - 4  
840 100 00\_ Science Investigation Display

## TECHNOLOGY

1. Each exhibit piece must be labeled with the member's name, county and class number.

2. If more than one article is contained in the exhibit each article must be labeled with the member's name, county and class number. This may be done with masking tape, attaching an index card, or writing directly on the back with a marker. All the articles that comprise the exhibit must be attached to each other.

3. Each exhibit must include the current year's edition of the appropriate Project Description for the exhibit form filled out neatly and securely attached to the exhibit.

4. Exhibitors should answer the description page carefully and in full sentences. This is the exhibitor's opportunity to tell the judge about their project.

5. In some cases, the exhibit may be a poster or a three-dimensional display. See display rules & requirements under COMMUNICATIONS section, EDUCATIONAL DISPLAYS.

## COMPUTER

1. These classes are open to all 4-H members without being enrolled in the 4-H computer project. See additional exhibit requirements, above, for Technology classes.

2. A print version of the program must be submitted unless otherwise noted in the class description below. Youth are responsible for submitting clear directions on how judges can access the files, read code and start programs. You may include a disk, CD or thumb/travel drive as part of your exhibit. If you do, all files must be compatible with use on a PC.

3. Value is placed on youth that can model the learning process, or show how their skills have increased while completing the project.

4. The youth exhibitor should identify a problem to solve or create a work application involving technology. Possible ideas might include: applying existing software programs to a 4-H project area, composing music, developing a game, drawing landscape scenes, designing buildings, publishing club newsletters, creating a website, editing a video, working with photographs, etc.

5. Online projects using Google applications or other Web 2.0 software are acceptable. Youth must make sure clear directions are given in the project explanation so the judges can find and access the project online. Website exhibits must be viewable online or on a disk, CD or thumb/travel drive.

6. Exhibits entered in the "Programming" class must be a program written, translated, or substantially (at least 30%) altered by the 4-H member. In the programming projects please submit a hard copy or thumb/travel drive for programs with excessive pages such as GameMaker software and working files so the judge can see the code. Submit a URL that points to the development software so it can be downloaded.

7. County/State Fair: Members may enter **one** exhibit per class in their level.

Note: Fill in blank in class number ( ) with one of the following numbers.

11 Junior, First year in this project area

21 Other Junior

12 Intermediate, First year in this project area

22 Other Intermediate

13 Senior, First year in this project area

23 Other Senior

34 Club Exhibit

861 100 2\_ \_ Computer Programming

Description: Projects created by youth that show learning in the area of programming. Project should be created by the participant to show their programming skills. Hard copy or travel/thumb drive (for programs with excessive pages, such as GameMaker software) of the program must be submitted. It is up to the youth to ensure the program will function or display at Fair. Youth are responsible for submitting clear directions on how judges can access the files. Submit information that allows a judge to look at the programming code in order to evaluate your work on the Computer Programming Project Description Form. If only an executable (compiled) product is submitted the project cannot be judged in the computer programming class.

861 100 4\_ \_ Computer 3D Printer Application

Description: Projects created by youth that show learning in the area of 3D design and printing on a 3D printer. Project should be an original creation by the participant that shows their skills. Each exhibit must include the item created with the 3D printer and a series of screen shots from the design software that show the (1) early stages, (2) middle stages and (3) final stages of the design process. An Application Project Description for the exhibit form must be filled out neatly and securely attached to the exhibit.

## ROBOTICS

1. An exhibit of two parts: (1) a robot made by the member, and (2) a Robotics Engineering Journal. For the purposes of this project exhibit, a robot is defined as a machine that is electrical and mechanical and is guided by a computer program

2. Project should involve youth created robots. More weight is given for youth designed projects.

3. They can be created from kits or from miscellaneous parts. Each exhibit piece must be labeled with the member's name, county and class number. This may be done with masking tape, attaching an index card, or writing directly on the back with a marker. All the articles that comprise the exhibit must be attached to each other.

4. All robots will be returned after fair.

5. Robot and full description of what it is meant to accomplish must be submitted. Each exhibit must include the current year's edition of the appropriate Project Description for the exhibit with the form filled out neatly and securely attached to the exhibit. Exhibitors should answer the description page carefully and in full sentences. This is the exhibitor's opportunity to tell the judge about their project.

6. Robots will be judged on structural stability, creativity, functionality.

7. Youth are responsible for submitting clear directions on how judges can access the files and make robot function. Robot and a full description of what it is meant to accomplish

must be submitted.

8. A Robotics Engineering Journal is required. Include the date of each meeting, names of the persons present and a record of what was done. Include photos, illustrations and examples of software code developed or changed. The journal information will be used by the member to fill out the Robotics Project Description sheet for fair. It is important that the member read the Robotics Project Description sheet ahead of time to know what is required in the Journal. Be sure the Journal includes the problem/task you choose to solve or what you hoped to accomplish.

9. County/State Fair: Members may enter one exhibit per class in their level.

Note: Fill in blank in class number ( ) with one of the following numbers.

11 Junior, First year in this project area

21 Other Junior

12 Intermediate, First year in this project area

22 Other Intermediate

13 Senior, First year in this project area

23 Other Senior

34 Club Exhibit

863 103 1\_ \_ Robotics / Lego Robotics

## ENGINEERING ELECTRICITY

1. Each exhibit piece must be labeled with the member's name, county and class number. If more than one article is contained in the exhibit each article must be labeled with the member's name, county and class number and number items 1 of 2, 2 of 2, etc. This may be done with masking tape, by attaching an index card, or writing directly on the back with a marker. All the articles that comprise the exhibit must be attached to each other or contained in a zip-closure bag.

2. To qualify for judging an Electric Energy Explanation Sheet (862-02 Revised 9/2016) must be attached to the exhibit.

3. In addition, intermediates and seniors must include a schematic or circuit diagram of the electricity project. Refer to the 4-H Electric Series Level 2 book Investigating Electricity and the Level 4 book Entering Electronics will also be a useful reference for this requirement.

4. County/State Fair: Members may enter **one** exhibit per class in their level.

Note: Fill in blank in class number ( ) with one of the following numbers.

01 Junior, First year in this project area

11 Other Junior

02 Intermediate, First year in this project area

12 Other Intermediate

03 Senior, First year in this project area

13 Other Senior

34 Club Exhibit

862 100 1\_ \_ Electricity, Level 1- An exhibit on any electricity topic youth learned about in Electric Excitement Level 1 Magic of Electricity addressing any of these themes: workings of an incandescent light bulb, workings of a switch, conductors, insulators, open/closed circuits, series or parallel circuit design, magnetism, workings of a compass, use of a galvanometer, workings of a motor.

862 100 2\_ \_ Electricity, Level 2 - An exhibit on any electricity topic youth learned about in Electric Excitement Level 2 Investigating Electricity addressing any of these themes: direct and alternating current, workings of a Volt-Ohm meter, Ohm's Law, conductors, insulators, wiring diagrams, measuring voltage, circuits, **momentary switches, three-way**

**switches, soldering, "build a burglar alarm."**

862 100 3\_ \_ Electricity, Level 3 - An exhibit on any electricity topic youth learned about in Electric Excitement Level 3 Wired for Power addressing any of these themes: electrical tools, electrical meter, identify wire and cable symbols, light bulbs, appliance nameplate information, electricity usage, receptacles, circuits, grounded and non-grounded outlets, an explanation of wall switch replacement.

862 100 4\_ \_ Electricity, Level 4 - An exhibit on any electricity topic youth learned about in Electric Excitement Level 4 Entering Electronics addressing any of these themes: identification of electronic parts, soldering and preparing a circuit assembly, demonstrate how a diode controls current flow, develop a circuit that shows the action of a transistor to regulate current flow, understand polarity and voltage limits of LEDs, use of a light sensitive semiconductor, assemble a circuit that gives a meter reading in response to light, show how a Silicon Controlled Rectifier (SCR) triggers an alarm, use an integrated circuit in an amplifier circuit.

Note: Fill in the blank in the class number with the appropriate number below:

Jr – 1, Intermediate – 2, Sr – 3, Club – 4

862 200 00\_ Other Electricity Exhibit - An exhibit relating to electricity addressing a different theme or using a different combination of components from those addressed in 4-H electricity Levels 1-4. The exhibit may NOT be a poster or a robot (see the exhibit classes for Robotics). It may be made from a kit, from a pattern or plan not included in 4-H Electricity Levels 1-4, or an item designed by the member.

## INDUSTRIAL ARTS

### GENERAL WOOD SCIENCE EXHIBITS

1. In each class, the exhibit shall be made primarily of wood by the 4-H member or club.

2. Musical instruments and furniture of any kind should be entered in their specific classes.

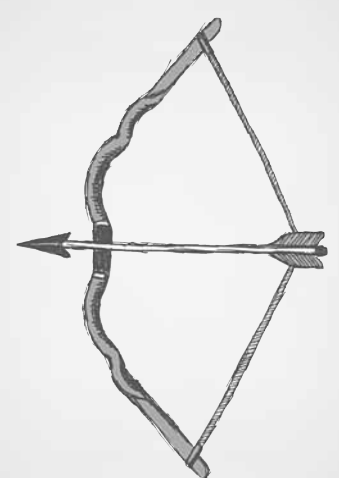
3. Completed "Woodworking Explanation Card" 871-02 is required to qualify the exhibit for judging.

4. Judging criteria are outlined on 4-H Wood Science Exhibit Evaluation Sheet (871-01 Revised 11/2016), available at the county Extension office or on the State 4-H website.

5. County Fair: Members may enter **three** exhibits per class in their level.

6. State Fair: Members may enter **one** exhibit per class in their level.

Note: Fill in the blank in the class number with





# 4-H Activities

the appropriate number below:

- 01 Junior, First year in this project area
- 11 Other Junior
- 02 Intermediate, First year in this project area
- 12 Other Intermediate
- 03 Senior, First year in this project area
- 13 Other Senior
- 34 Club Exhibit
- 871 100 0\_ Wood Science

## SPECIALITY WOOD SCIENCE EXHIBITS

1. These classes are for exhibiting musical instruments and furniture of any kind primarily made of wood by the 4-H member.
2. Completed "Woodworking Explanation Card" 871-02 is required to qualify the exhibit for judging.
3. Judging criteria are outlined on 4-H Wood Science Exhibit Evaluation Sheet (871-01 Revised 11/2016), available at the county Extension office or on the State 4-H website.
4. County Fair: Members may enter three exhibits per class in their level.
5. State Fair: Members may enter one exhibit per class in their level.

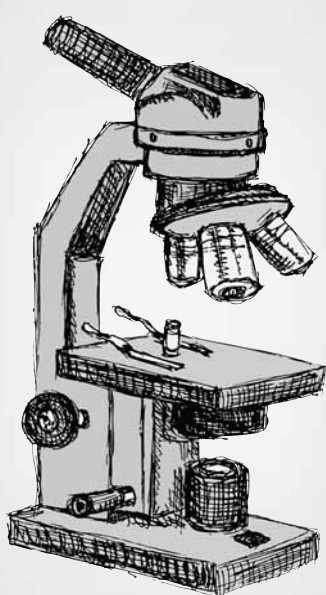
Note: Fill in the blank in the class number with the appropriate number below:

- Junior – 1, Intermediate – 2, Senior – 3
- 871 200 00 \_ Wood Science Musical Instrument
- 871 300 00 \_ Wood Science Furniture

## SHOOTING SPORTS

### GENERAL RULES

1. The Shooting Sports Marksmanship Contests for archery, muzzle loading, pistol, rifle and shotgun will be held at the Jo Co Sportsman Association Gun Range, 7407 Highland Ave., Grants Pass. Firearms will compete on Saturday, July 13th and archery will compete on Friday, July 19th.
2. General rules on project enrollment and requirements to participation in a County Fair Contest apply.
3. Participants must also have been trained by a 4-H certified Shooting Sports Volunteer (of the discipline in which they are competing) and must be enrolled and active in that specific discipline.
4. Oregon 4-H Youth Development Program Youth Code of Conduct will be enforced for all shooting events. A **Youth Exhibitor Code of Practice** must be signed and submitted to participate in the Shooting Sports Marksmanship Contests.



5. All firearms not supplied by the county 4-H program must be inspected on the day of the contest and prior to the events. All firearms must be unloaded with action open and muzzle pointed down range when on the firing line.
6. 4-H members will participate at the contests at the sole discretion of the Division Superintendent and the Shooting Sports project leaders.

7. While on the firing line or in the vicinity, all contestants will wear protective gear, according to the safety rules of the contest entered. The same firearm must be used throughout the class competition, except in case of malfunction.

8. No electronic devices (other than noise canceling earmuffs) will be permitted on the range (e.g. cell phones, range finders, iPods, etc.).

9. In scoring for archery, rifle, and pistol any breakage of the line results in the higher value score. Spotting scopes and binoculars are allowed throughout the match. In shotgun scoring, a target is considered "dead" when the visible piece is seen shot.

10. Challenges must be determined by the discipline project leader at the time of the shoot. Once the scores are submitted, they will not be challenged.

11. As the contests are scheduled prior to and during the July 4-H Record Book Review, no ribbons will be awarded the day of the contests. Ribbons and premium monies will be distributed at County Fair to those who participated in and qualified for the contests.
12. Qualified participants will receive a ribbon based on the following percentage of a perfect score:

Juniors: 1-49% - white; 50-74% - red;  
75-100% - blue

Intermediates: 1-59% - white; 60-79% - red;  
80-100% - blue

Seniors: 1-69% - white; 70-84% - red;  
85-100% - blue

### ARCHERY

1. Additional rules will be announced to all eligible participants when they are known.

Note: Fill in the blank in the class number with the appropriate number below:

- Junior – 1, Intermediate – 2, Senior – 3
- 461 800 00\_ Archery

### MUZZLE LOADING

1. Depending on the number of participants this contest could run at the same time as the rifle contest. Those who submit entry forms will be notified should this be necessary.

2. The course of fire for this discipline will consist of 10 rounds at 25 yards, untimed.

3. Target is the TG-2427 (NMLRA Six Bottles).

Note: Fill in the blank in the class number with the appropriate number below:

- Junior – 1, Intermediate – 2, Senior – 3
- 464 800 00\_ Muzzle loading

### PISTOL

1. The course of fire will consist of 20 rounds at 20 yards. Participants will shoot 10 rounds standing - 2 hands (unsupported) and 10 rounds from the bench.

2. Target is the standard B-8.

Note: Fill in the blank in the class number with the appropriate number below:

- Junior – 1, Intermediate – 2, Senior – 3
- 463 800 00\_ Pistol

### RIFLE

1. Depending on the number of participants

this contest could run at the same time as the muzzle loading contest. Those who submit entry forms will be notified should this be necessary.

2. The course of fire will consist of 15 rounds at 50'. Participants will shoot 5 rounds prone, 5 rounds standing and 5 rounds either kneeling or sitting. Total time will be 15 minutes.

3. Target is the standard A-17.

Note: Fill in the blank in the class number with the appropriate number below:

- Junior – 1, Intermediate – 2, Senior – 3
- 462 800 00\_ Rifle

### SHOTGUN

1. The course of fire will consist of trapshooting, 2 rounds of 25 targets.

2. No reloads will be permitted, only factory shells will be allowed, and will be checked.

Note: Fill in the blank in the class number with the appropriate number below:

- Junior – 1, Intermediate – 2, Senior – 3
- 460 800 00\_ Shotgun

## ANIMAL SCIENCE EXHIBITS AND CONTESTS

Exhibits are displayed in species barns and/or shown according to the Fair Schedule

### GENERAL RULES

1. Applies to all 4-H Animal Science Project Participants.

2. Entry Quotas: Horse- 3; Dairy Goats- 12; Meat Goats- 12; Pack Goats- 12; Beef Cattle- 5; Sheep- 7; Swine- 7; Cavies- 12; Rabbits- 12; Poultry- 12; Dogs- no more than one/member/class (except for brace). Exceptions for quotas may be made for multiple births. Check with the OSU Extension Office.

3. A 4-H member may exhibit **no more than three** animal species that are housed on the fairgrounds during County Fair.

4. All animals exhibited must have been carried as a 4-H project by the exhibitor, owned by (or leased by) the exhibitor, in his/her possession and under her/his care since May 15th for cavies, dogs, goats, pigeons, poultry, rabbits, sheep and swine (Feb 1st for beef and May 1st for horses) of the current year, except where noted, or be the product of a project animal, if born after that date. Dates of possession for auction eligibility are listed under Auction Rules.

5. All 4-H members must submit their 4-H project records in-progress with their Fair entries to their project leaders prior to Fair Entry days or, if instructed by their primary club/project leader, to the OSU Extension office on "Fair Entry Days". Failure to submit a 4-H Record Book in-progress will result in a loss of ability to exhibit their 4-H projects at the County Fair and the ability to purchase a 4-H discounted fair pass.

6. No animal may be entered in both 4-H and FFA, with the exception of the dog and horse projects. Members must abide by the current Memorandum of Understanding and Guiding Principles between Oregon 4-H and FFA programs (available on the Oregon 4-H website and in the OSU Extension Office).

7. No animal entered in a market class may be shown in or transferred to a breeding class except as an offspring of a producing animal.

8. The same animal may not be entered in more than one class except certain animals may also be shown in the special classes.

9. All exhibitors of animals (and their parents, siblings, trainers/fitters/breeders, friends, owners of leased animals, and other interested parties) in the 4-H program are expected to abide by the **Jo. Co. 4-H Addendum to the "Oregon 4-H Animal Science Ethical Standards"** a copy of which the exhibitor & a parent/guardian signed & returned with Fair Entry forms. Resolution of any infraction will be determined by a committee consisting of a duly authorized representative of the Fair Board, a project Superintendent & the 4-H Agent. Infractions must be from firsthand knowledge and be submitted in writing and signed.

10. Members are to provide humane treatment to all animals. Exhibitors are expected to treat their animals with respect and provide for their continuous well-being through proper feeding, handling, disease prevention, sanitation and attention to safety. Stalls and pens are to be kept clean and presentable at all times.

11. Animals that are not clean when delivered to the fairgrounds may be refused entry.

12. Animals (except horses and dogs) used in showmanship must also be exhibited in a conformation class.

13. Generally animals should be polled or dehorned; it's an appropriate measure for herd health, as well as transport needs, in most cases. However, at County & State Fair, the requirement is that animals be SAFE and manageable with a lead; exception, ALL dairy goats must be dehorned. (This is NEW and on its 2nd year of a 2 year trial). Polled or dehorned animals are required for all cross-breeds and nearly all purebreds. (a 2" scur will be allowed [hairline to tip]). All steers must be dehorned – a maximum 2" scur for beef cattle is allowed (hairline to tip).

However, horned animals will be allowed if dehorning is detrimental to their herd for show or breed standard purposes **ONLY!** If animals show any sign of being unsafe because of their horns, they may be asked to cap or tip horns or remove the animal from exhibition. All horned cattle must be able to be safely and humanely tied, and exhibit showmanship on a halter, like all other beef cattle (this means horned Herefords would be allowed, but Texas Longhorns are not.) Remember, horns will only be allowed if they are part of the breed specifications, ie: Horned Herefords, Scottish Highlanders, Boer goats. Since Angus (and many others) animals do not have horn requirements for their breed, they are expected to be dehorned. Review your breed standards for clarification.

Allowing horned breeds may create an additional challenge. Extension staff and leaders may want to strongly consider whether they allow juniors to exhibit a horned breed. Regardless of exhibitor age, these animals must be completely safe to handle and may be removed or disqualified at the discretion of a judge, 4-H staff and/or project superintendent. Loosening up horned animal rules is an effort to: 1. Allow goats and sheep the cooling and venting needs their horns provide. 2. Be more inclusive for some of the specialty breeds.

- 3 Stop some of the extreme measures necessary to completely remove scurs.

14. Animals shall be shown in their class as per entry form submitted before the Fair. Corrections, changes, or additions shall be done only at the discretion of the Project Superintendent.

15. Classes may be combined or divided



# 4-H Activities

according to numbers of entries and/or breeds shown **ACCORDING TO THE DECISION OF THE PROJECT SUPERINTENDENT.**

16. Only animals officially entered shall be allowed in the barns with the exception of animals in milk with nursing offspring.

17. During Fair **4-H members** are to care for, fit for show and show their animals. Please see additional details included in the **Jo. Co. 4-H Addendum to the "Oregon 4-H Animal Science Ethical Standards"**. 4-H animals are not permitted in the Open Class areas of the barns unless they are being shown in an Open Class or using the Open Class arena for their show.

18. All animals must be in pens or stalls after 9am. Exceptions are for grooming for shows, showing animals or by permission of the project superintendent.

19. Animals may not be removed from the fairgrounds once they have been checked in except with the permission of the project superintendent.

20. As a participant in County Fair, it may be asked and expected of you to allow your animal to be used in livestock judging and/or Master Showmanship Contests. If you do not want this to happen for a specific reason, you will need to contact the 4-H Superintendent for that species.

21. 4-H and FFA members must be out of the barns after 11:15pm.

## OWNERSHIP, REGISTRATION AND LEASED ANIMALS

1. All animals are to be shown by the 4-H member/owner only. Members must own the animals they exhibit, with exceptions made for leased animals, and have had them in their possession and under their daily care by the possession deadline for that species.

2. Animals exhibited by 4-H members do not require purebred association registration or purebred ancestry.

3. Members may have only one leased animal in a species where they do not have their own animals unless other limits have been set by the project area and those limits are recorded in the OSU Ext. Office. Copies of Lease Agreements must be on file in the OSU Extension Office by May 1st of the current year unless otherwise noted, and must include the specific responsibilities of lessee and lessor.

## ANIMAL HEALTH

By entry into the County Fair, the 4-H exhibitor and associated parties, agree to the following:

1. All animals and pertinent health documents are subject to inspection by the Fair Veterinarian in attendance upon delivery to or while on exhibit at the fairgrounds. While an effort will always be made to have the exhibitor with the animal during an inspection, this may not always be possible. Oregon Exhibition Livestock Health Requirements apply. For more information contact the OSU Ext. Office.

2. No animal shall be delivered or allowed to remain on the grounds showing any infectious or contagious disease or **unsightly disease condition** such as warts, ringworm, fungus, etc. Objections can be reviewed by the on-call veterinarian, at the owner's expense; the on-call/on-site veterinarian decision is final.

3. Animals considered unsightly for any reason will also be subject to removal from the show and the grounds. "Unsightly" in this case is defined as an appearance of unhealthiness or an appearance of poor care or husbandry; this

might include animals obviously and/or significantly under-weight, animals in poor condition due to age or other circumstances, or animals not handling the stress of the show conditions for reasons beyond our control.

4. It is important animals not only be healthy, but that they also appear healthy. Animals at the fair are on display; they represent not just the member, their county or even our state, but the agriculture and animal science industry as well as youth raising animals, nationwide. Even owners who take the utmost care of their animals can have unfortunate circumstances which lead to an animal not at its best. 4-H will not subject our youth to the scrutiny an "unsightly" animal may bring. Therefore, the 4-H staff member, superintendent, or veterinarian may encourage or suggest an animal be removed for this reason. The 4-H Staff Member will make the final decision and it will be final.

5. The Fair Management reserves the right to require health inspections, diagnostic test, treatments and/or other animal health measures or procedures which might become necessary in emergencies.

6. Costs incurred for the testing of livestock for disease or medication or any medical treatment administered shall be the responsibility of the member/owner.

7. ALL MEDICATIONS ADMINISTERED TO ANIMALS MUST BE APPROVED IN ADVANCE OF ADMINISTRATION BY THE FAIR VET and Project Superintendent. Member/owner of animals receiving unapproved treatment or medications is subject to rulings under the **Jo. Co. 4-H Addendum to the "Oregon 4-H Animal Science Ethical Standards"**.

## BIOSECURITY

As part of maintaining animal health and safety, members are expected to do their best at following some simple bio-security measures. Obviously, any show brings challenges if a contagion is present, this is why it is so critically important to only bring healthy animals to the show, but even under the most crowded conditions, there are things each individual can do in an effort to not spread contaminants.

- Only bring healthy animals to the show.
- When possible, don't let animals touch noses (very difficult for some species in the barns, classes and waiting.)
- Don't share grooming or fitting items.
- Don't share feed pans or buckets.
- Don't go from pen to pen petting on animals that haven't previously been housed together.
- Don't stuff hoses into water buckets, let the water fall into the bucket.
- Invite the public to wash their hands if they touch your animal, know where the nearest hand washing station is and/or have disinfectant wipes available for them
- If you suspect you've been in contact with something contagious, change clothes, wash, etc.

## HERDSMANSHIP CONTEST

The Herdsmanship Competition is designed to assist members in developing knowledge and skill in providing presentable exhibits for the public. Teamwork, courtesy, cooperation, neatness and proper care of animals are considered.

### RULES:

1. **REQUIRED OF ALL MEMBERS AND CLUBS WITH ANIMALS HOUSED AT THE FAIR.** All clubs are automatically entered and will be judged.

2. Judging period is between 9:30am and 8pm daily.

3. Awards may be presented to both large and small groups in some project areas. **FAILURE TO PARTICIPATE IN HERDSMANSHIP MAY RESULT IN FORFEITURE OF PREMIUM MONEY AND AWARDS.** In extreme cases exhibits and members may be excused from the Fair.

Herdsmanship Score Card:

Animals (30 points)

- Clean and comfortable
- Regularly fed and cared for
- Securely and safely tied, penned or stalled
- Horses unsaddled in stalls

Barn and Alleys (30 points)

- Clean and orderly stalls/pens and alleys
- Clean and adequate bedding
- Feed & equipment securely & safely stored

Members & Citizenship/Promotion (40 points)

- Clean, appropriate appearance
- Cooperative with other members and leaders
- Courteous & appropriate conduct, friendly, positive attitude
- Willing to answer questions from the public
- Assists public and other clubs
- Work is done by the club members

**TOTAL 100 POINTS**

4. No entry numbers are required.

## SHOWMANSHIP CONTESTS

The purpose of a Showmanship Contest is to encourage exhibitors to acquire skill and know-how in the handling of animals and to foster an expansion of knowledge in 4-H members in the proper fitting, exhibiting and showing of specific animal species. In addition, the contests educate and create interest in the public with regard to the efforts of 4-H members in Animal Science. Much of what occurs in the ring during Showmanship applies to the members and their animals throughout Fair. The Showmanship Competition provides an equal opportunity for all 4-H members to exhibit their personal efforts in their chosen Animal Science Project, unrelated to the quality of their animal.

Although there are distinct differences between project areas in regard to Showmanship, general judging basics apply to all areas. These basics are listed under "Showmanship Judging Criteria" below. Members seeking more info. about Showmanship in a certain project area should refer to project leaders, project materials or the OSU Ext. Office.

### RULES:

1. **REQUIRED OF ALL MEMBERS WITH ANIMALS HOUSED AT THE FAIR.** Exceptions are made only due to good cause and are determined by the Project Superintendent.

2. The animal used must be part of the member's 4-H project.

3. All training and preparation of the animal prior to and during Fair is to be done by the member.

4. Animals used for Showmanship must also be exhibited in a conformation (all animals except dogs and horses) or performance class (dogs and horses).

## SHOWMANSHIP JUDGING CRITERIA:

### Member

- Clean, neat, dressed appropriately
- Knowledgeable about their animal and the project, equipment, production
- Attentive, courteous, confident

### Animal

- Clean, properly groomed to the best

advantage

- In good condition for showing/exhibiting
- Obviously worked/trained

## Showing/Exhibiting

- Animal is shown/exhibited to the best advantage
- Youth has good control of the animal (safe)
- Youth is able to move the animal according to the judge's direction (moving, turning, setting up, stopping, etc.) & or the standard for the species
- Appropriate equipment/tack is clean, in good condition & used in the accepted manner

**OVERALL GRAND CHAMPION SHOWMAN IN EACH SPECIES IS ELIGIBLE TO COMPETE IN THE MASTER SHOWMAN CONTEST.**

## MASTER SHOWMAN CONTEST COUNTY CLASS

The purpose of Master Showman Contest is to help 4-H members meet other 4-H members, learn new skills, and try showing another species that they may not have ever been able to show otherwise. Members participating in Master Showmanship are expected to talk to other members at the fair & learn from them in preparation for the contest. Observing the various 4-H species shows and asking assistance from other 4-Hers is strongly encouraged.

### RULES:

1. Only recipients of Grand Champion ribbons for Showmanship classes in animal science projects (Beef, Sheep, Swine, Dairy Goats, Meat Goats, Dogs, Horses, Rabbits, Poultry and Cavies) are eligible to participate, with the exception of rule #2 below. (This includes Juniors if they are the Grand Champion or selected to substitute for the Grand Champion.)

2. If the project Grand Champion is unable or unwilling to participate, the Superintendent of that project will select a suitable Blue ribbon recipient (beginning with the Champion ribbon recipients - Senior, Intermediate, Junior) to represent that animal species.

3. Exhibitors will use their own animals for the contest. However, approximately mid-show swine may be switched out for health reasons. Back up swine will be identified before the show begins.

4. Each Project Superintendent will determine who will serve as the judge for that specie during the contest. Each Superintendent will also submit a list of appropriate questions, with the correct answers, that the judge will be allowed to ask the contestants during the contest for that particular specie.

5. Each contestant will be scored on their show clothes, only as they relate to the species they brought to the contest. Ex: If they brought





# 4-H Activities

the steer their show clothes should be appropriate for showing a steer. They should not be penalized for wearing the wrong show clothes while showing other species.

6. A Master Showman and a Reserve Master Showman will be selected.

7. No entry numbers are required.

## DOG

1. For all class requirements and procedures, refer to the Oregon 4-H Dog Obedience, Showmanship and Contest Guide (4-H 1202) as well as any amendments or updates adopted by the Oregon State 4-H Dog Advisory Committee.

2. Any dogs being exhibited at fair are required to be currently vaccinated against rabies, DH or DHP and Parvovirus.

3. A copy of the current Rabies Vaccination Certificate must be included in the member's 4-H Record Book when it is submitted in July with Fair Entries.

4. If a dog has a visible skin or physical problem, a certificate from a veterinarian is required indicating that the condition is neither contagious nor will fair competition harm the dog.

5. Females in season will be shown at the end of the day and must remain in the area specified by the superintendent during the day.

6. All dogs must be "on lead" while on the fairgrounds.

7. Dogs must wear a properly fitted collar; spiked and pronged collars are not allowed on the fairgrounds.

8. While not exhibiting, it is strongly recommended that dogs have access to a crate in which to rest.

9. Aggressive dogs will not be tolerated and will be excused from the show and the vicinity.

10. The Oregon 4-H Dress Code of neat and clean is encouraged; closed toed shoes are expected.

11. Drilling and correction while on the fairgrounds is not allowed.

12. The 4-H Dog Show Ring Dress Code will be published in the County Fair edition of the 4-H Update and will be strictly enforced.

13. Members may only exhibit one dog in each class. The same dog may not be entered in more than one obedience class.

14. Some classes will be held prior to the public County Fair.

15. Dogs used in Showmanship must also exhibit in a performance class.

## DOG SHOWMANSHIP (REQUIRED) (TUESDAY, AUGUST 13)

Note: Fill in the blank in the class number with the appropriate number below:

Junior – 1, Intermediate – 2, Senior – 3

763 500 000 Apprentice Dog Showmanship\* (only by permission of Instructor)

763 500 00\_ Dog Showmanship

## DOG OBEDIENCE (SATURDAY, AUGUST 3)

Note: Fill in the blank in the class number with the appropriate number below:

Junior – 1, Intermediate – 2, Senior – 3

763 100 100 Apprentice Dog Obedience\* (only by permission of Instructor)

763 100 11\_ Pre-Novice Dog Obedience

763 100 12\_ Novice Dog Obedience

763 100 14\_ Graduate Novice Dog Obedience

763 100 16\_ Advanced Graduate Novice Dog Obedience

763 100 17\_ Open Dog Obedience

763 100 18\_ Open Challenge Dog Obedience

763 100 19\_ Utility Dog Obedience

763 100 20\_ Veteran/Handicapped Dog Obedience

## BRACE (SATURDAY, AUGUST 3)

1. Two dogs will perform at the same time, as a unit, doing the novice class exercises.

2. The brace will be handled by one handler.

3. The dogs need not be of the same breed or owned by the same person but need to be currently enrolled in the 4-H Dog Project.

Note: Fill in the blank in the class number with the appropriate number below:

Junior – 1, Intermediate – 2, Senior – 3

763 100 08\_ Brace

## TRICKS - COUNTY CLASS (TUESDAY, AUGUST 13)

1. Class is designed to show the creativity of the handler and the cooperation of the dog.

2. Limited to three tricks per dog

Note: Fill in the blank in the class number with the appropriate number below:

Junior – 1, Intermediate – 2, Senior – 3

763 700 00\_ Tricks

## COSTUME - COUNTY CLASS (TUESDAY, AUGUST 13)

1. Class is designed to show creativity in the design of appropriate dress for member and dog.

2. Evaluation will be on appropriateness and creativity.

3. Only the dog's costume will be scored. Additional props are discouraged.

4. Total costume cost should not exceed \$5.

5. Costume must be the work of the 4-H member.

Note: Fill in the blank in the class number with the appropriate number below:

Junior – 1, Intermediate – 2, Senior – 3

763 700 02\_ Costume

## RALLY (SATURDAY, AUGUST 3)

1. Classes are designed to demonstrate the working relation between dog and handler in a rally type setting.

2. A course of 10-20 stations (number depends on the experience of the dog/handler team) is designed by the judge for the team to negotiate.

3. Each station has a sign providing instructions regarding the skill that is to be performed.

4. After the judge's "Forward" order, the dog and handler proceed at their own pace to complete the entire course correctly.

5. Handlers are permitted to talk to, praise, and encourage their dogs.

6. Handlers aren't allowed to touch their dogs.

7. At any time during the performance, loud or harsh commands or intimidating signals will be penalized.

8. Scoring is not as rigorous as traditional obedience.

9. Classes will follow the guidelines established by the AKC.

10. Must have scored a 70 or higher with the exhibiting dog in Rally to participate at State Fair. This score may be at County Fair or another Rally event - simply show your score-sheet with a 70 or higher score to your 4-H/Ext. staff before state fair registration is due.

Note: Fill in the blank in the class number with the appropriate number below:

Junior – 1, Intermediate – 2, Senior – 3

763 100 300 Rally, Apprentice\* (only by permission of instructor)

763 100 30\_ Rally, Beginner - on-lead

763 100 31\_ Rally, Advanced - off-lead

## HORSE

### SAFETY RULES

1. For all class requirements and procedures, refer to the Pacific Northwest 4-H Horse Contest Guide (4-H 13011).

2. All Horse project members shall wear a properly fitted equestrian helmet which meets the standards imposed by the American Society of Testing Materials (ASTM) F1163 and includes certification and labeling required by the Safety Equipment Institute (SEI). Such headgear shall be secured with the harness engaged and properly fastened when mounted on an equine or in a vehicle (cart, wagon, buggy, etc.) being pulled by one or more equines.

3. All horses must be gentle and well mannered. Uncontrollable animals will be removed from the fairgrounds at owner's expense.

4. Horses and ponies are to be kept strictly in designated areas.

5. No stallions over 12 months or age may be exhibited. Colts may be exhibited in Conformation and Ground Training only.

6. Wet mares may not be shown.

7. Foals must be weaned at least 10 days prior to fair.

8. Members MUST wear an exhibitor's number whenever handling or riding horses or ponies.

9. Absolutely NO bare-back riding, riding double, or riding with halters permitted at fair.

10. Boots are required at all times when riding, handling animals or on barn duty.

11. No animal is to be left unattended when outside of their assigned stall.

### ELIGIBILITY

1. All horse/rider combinations must participate in at least ONE OF THE TWO pre-fairs.

2. Ground Training and Conformation horses must be shown at a pre-fair.

3. Owner Trained horses must attend a pre-fair for review.

4. Ponies must be measured at a pre-fair to qualify for Pony classes.

5. Qualifications for Trail and Western Riding

are held at both pre-fairs.

6. An up-to-date Horse Registration form and a copy of any lease agreements must be submitted to the OSU Extension Service Office by the member no later than May 1st of the current year for participation at County Fair.

7. After May 1st **ONLY 4-H MEMBERS** may ride, drive, or handle their horse/pony for training purposes. All members found to be involved in an infraction of this rule will be ineligible for County Fair participation. (Example: one member rides, for training purposes, the animal of another member, both will be barred from exhibiting). Infractions must be from first-hand knowledge and be submitted in writing and signed.

8. The member's primary project horse may be shown in any one, two or three of the following Equitation classes: Hunt Seat, Saddle Seat, or Western. A second project horse may be shown in any equitation class not ridden in with the primary horse. Members showing in English Equitation may show in either or both Hunt Seat or Saddle Seat.

9. All horse project members, on an annual basis, must complete the required number of advancements for their type and level of riding in order to exhibit at fair. See the Oregon 4-H Horse Advancement Program (4-H 1302R) and the 4-H Update for those requirements.

10. A "Novice" is a member exhibiting a horse/pony for the first time at a County Fair. A Novice is not eligible for State Fair.

11. A "Novice jumper" is a member or horse that has never jumped at a County Fair. A Novice jumper is not eligible for State Fair.

### STATE FAIR ELIGIBILITY

1. Only Intermediates and Seniors may exhibit at State Fair.

2. All Senior and Intermediate riders with a combined score of 170 or higher (in equitation, English or Western, and showmanship) and an individual class score of 80 or higher on the same horse, are eligible to exhibit at State Fair. To compete in reinsmanship or precision driving, their county reinsmanship or precision driving score must be 85 or higher.

3. For members who ride multiple seats, the highest equitation score must be used to determine eligibility. Then, if members have received a score of 80 or above in other seats on the same horse, they may ride those seats as well. The same horse must be used for all equitation classes.


4. Qualifications for State Fair Western Games will take place at County Fair, and is according to times set by the State Horse Gaming Committee.

5. At State fair contestants must use the same horse in all events except for Ground Training, driving classes and Western Gaming. In addition, in every event, contestants at State Fair must use the same horse they qualified with at County Fair.

6. In order to exhibit at State Fair, all those who qualified MUST attend a State Fair informational meeting unless specifically excused by the Division Superintendent.

7. Only a qualifying horse/pony is allowed on the fairgrounds at State Fair.

8. At State Fair showmanship is required of all contestants, AND you can only do showmanship once. All showmanship will be on the same day (there will no longer be gaming and performance showmanship, just showmanship). If you have an equitation horse, you must use that horse for showmanship. If you





# 4-H Activities

do not have an equitation horse, but have a Ground Training or driving horse, you must show that horse in the showmanship class. Only gaming contestants who had no horses in performance classes may show their gaming horse in the showmanship class.

9. To determine State Fair eligibility for Trail, In-Hand Trail, Dressage, Hunt Seat Equitation Over Fences, Reinsmanship, Precision Driving, Ground Training and Western Gaming see the current Oregon State Fair Exhibitors Handbook – Horse Division.

## GENERAL RULES

1. A hat or helmet is required for Showmanship.
2. Half chaps may be worn in English classes. Chaps are not allowed in Western Classes with the exception of Trail.
3. No hoof dressing of any kind is allowed.
4. Members must provide their own feed, feed buckets and water buckets.
5. See the Pacific Northwest 4-H Horse Contest Guide for additional rules and info.

## HORSE SHOWMANSHIP (REQUIRED)

Note: Fill in the blank in the class number with the appropriate number below:

Junior – 1, Intermediate – 2, Senior – 3,  
Novice Junior – 5, Novice Int./Senior – 6,  
751 500 00\_ Horse Showmanship

## EQUITATION

Note: Fill in the blank in the class number with the appropriate number below:

Junior – 1, Intermediate – 2, Senior – 3,  
Novice Junior – 5, Novice Int./Senior – 6,  
Novice Walk/Trot - 7

751 100 11\_ English Equitation, Saddle Seat  
751 100 12\_ English Equitation, Hunt Seat  
751 100 13\_ Western Equitation

## TRAIL - (MUST QUALIFY AT A PRE-FAIR)

Note: Fill in the blank in the class number with the appropriate number below:

Junior – 1, Intermediate – 2, Senior – 3,  
Novice Junior – 5, Novice Int./Senior - 6  
751 300 31\_ Trail

## IN-HAND TRAIL

1. Only non-ridden horses are eligible (driving ponies and ground training animals).

Note: Fill in the blank in the class number with the appropriate number below:

Junior – 1, Intermediate – 2, Senior – 3,  
Novice Junior – 5, Novice Int./Senior - 6  
751 300 32\_ In-Hand Trail

## DRESSAGE

1. Riders may ride only 1 test at County Fair.

2. Ribbons will be awarded as follows:

- 58% and up — Blue ribbon
- 50-57.99% — Red ribbon
- 49.99% and below — White ribbon

3. A member who scores 62% or higher must progress up to the next test the following year. (The requirement to move up does not apply to a new horse or in test change years.) The 2019 tests must be used.

4. The short arena will be used for Introductory and Training Level tests and the standard arena for First Level tests.

5. All riders at one test level will ride the test without regard to age level.

Note: Fill in the blank in the class number with the appropriate number below:

Junior – 1, Intermediate – 2, Senior – 3,  
Novice Junior – 5, Novice Int./Senior - 6

751 700 57\_ Dressage, Introductory Level Test  
A - County Class

751 700 58\_ Dressage, Introductory Level Test  
B - County Class

751 700 59\_ Dressage, Introductory Level Test  
C - County Class

751 700 50\_ Dressage, Training Level Test 1

751 700 51\_ Dressage, Training Level Test 2

751 700 52\_ Dressage, Training Level Test 3

751 700 54\_ Dressage, First Level Test 1

751 700 55\_ Dressage, First Level Test 2

751 700 56\_ Dressage, First Level Test 3

## HUNTER HACK - COUNTY CLASSES

1. Hunter Hack is a series of two jumps not to exceed two feet in height.

2. All participants must have proof of experience or lessons to enter.

3. A *Horse Jumping Certification* must be submitted to the OSU Extension Service Office by May 1st to participate.

4. A Novice jumper may not cross enter into age division classes or qualify for Advanced Jumping.

5. Juniors, Intermediates and Seniors who receive a blue ribbon in their level or that have the judge's approval may qualify for Advanced Jumping.

Note: Fill in the blank in the class number with the appropriate number below:

Junior – 1, Intermediate – 2, Senior – 3,  
Novice Junior – 5, Novice Int./Senior - 6  
751 610 16\_ Hunter Hack

## HUNT SEAT EQUITATION OVER FENCES

1. Hunt Seat Equitation Over Fences is a course with a minimum of six different fences with at least three of them at the maximum height and spread.

2. There must be at least one combination jump and one change of direction.

3. Recommended jump heights are:

Novice 18", Junior 2'3", Int. 2'6", Senior 2'9"

Jump height is not to exceed 3 feet, and the spread is not to exceed the height.

4. All participants must have proof of experience or lessons to enter.

5. A *Horse Jumping Certification* must be submitted to the OSU Ext. Service Office by May 1st to participate.

6. A Novice jumper may not cross enter into age division classes or qualify for Advanced Jumping.

7. Juniors, Intermediates and Seniors who receive a blue ribbon in their level or that have the judge's approval may qualify for Advanced Jumping.

Note: Fill in the blank in the class number with the appropriate number below:

Junior – 1, Intermediate – 2, Senior – 3,  
Novice Junior – 5 Novice Int./Senior - 6  
751 600 16\_ Hunt Seat Equitation Over Fences

## ADVANCED JUMPING - COUNTY CLASSES

1. Exhibition only for those members who qualify.

2. No entry numbers are required.

## PLEASURE DRIVING - COUNTY CLASSES

1. Member may participate with two or four wheeled cart. Contestants may only enter one Pleasure Driving class at the County Fair.

2. Judging will include appearance of the animal, appearance of the member, equipment and performance.

3. Running martingales are acceptable for safety.

4. A different handler for each driver must be present in the ring.

5. Novices must be pre-approved by their project leader to participate.

6. If a contestant is not showing an equitation animal in showmanship, they may exhibit their pleasure driving animal in showmanship.

Note: Fill in the blank in the class number with the appropriate number below:

Junior – 1, Intermediate – 2, Senior – 3,  
Novice Junior – 5, Novice Int./Senior - 6

751 410 41\_ Pony Pleasure Driving

751 410 42\_ Horse Pleasure Driving

## REINSMANSHIP

1. Member may participate with two or four wheeled cart. Contestants may only enter one Reinsmanship class at the County Fair.

2. Judging will include driver handling of reins and whip, control, positions, overall appearance, proper harnessing and hitching, conditions of the horse/pony, harness, vehicle performance on the rail and in the pattern.

3. Novices must be pre-approved by their project leader to participate.

4. If a contestant is not showing an equitation animal in showmanship, they may exhibit their reinsmanship animal in showmanship.

Note: Fill in the blank in the class number with the appropriate number below:

Junior – 1, Intermediate – 2, Senior – 3,  
Novice Junior – 5, Novice Int./Senior - 6

751 400 41\_ Pony Reinsmanship

751 400 42\_ Horse Reinsmanship

## PRECISION DRIVING

1. Exhibitors who showed in Reinsmanship may also exhibit in Precision Driving if they received a blue ribbon in Reinsmanship. The horse or pony used must be the same animal for both classes.

Note: Fill in the blank in the class number with the appropriate number below:

Junior – 1, Intermediate – 2, Senior – 3,  
Novice Junior – 5, Novice Int./Senior - 6

751 400 43\_ Precision Driving

## CONFIRMATION - COUNTY CLASSES

Note: Fill in the blank in the class number with the appropriate number below:

Junior – 1, Intermediate – 2, Senior – 3,  
Novice Junior – 5, Novice Int./Senior - 6

751 210 01\_ Foal, born after Jan. 2, 2019

751 210 02\_ Foals of 2018 (no stallions)

751 210 03\_ Foals of 2017 (no stallions)

## GROUND TRAINING

1. To be eligible the member must have previously passed those ground work advancement steps which they plan to demonstrate with their animal.

2. If an exhibitor is not showing an equitation animal in showmanship, they may exhibit their ground training animal in showmanship.

3. The member will give the judge a **4-H Ground Training Score Sheet** listing the exercises to be attempted, the age of the animal, and the length of time the animal has been trained.

4. All training must be done by the member showing the animal. A *Ground Training Certification* stating that this condition has been met must be signed by the member, the parent/guardian and project leader. This Certification must be submitted to the OSU Extension Service Office by May 1st.

5. Ten minutes will be allowed for the total demonstration.

6. All Novice and Junior member must be pre-

approved by their project leader to participate.

Note: Fill in the blank in the class number with the appropriate number below:

Junior – 1, Intermediate – 2, Senior – 3,  
Novice Junior – 5, Novice Int./Senior - 6

751 200 20\_ Ground Training, weanling

751 200 21\_ Ground Training, yearling

751 200 22\_ Ground Training, two year old

## OWNER TRAINED - COUNTY CLASSES

1. To be eligible the member must have previously passed those ground work advancement steps which they plan to demonstrate with their animal.

2. If an exhibitor is not showing an equitation animal in showmanship, they may exhibit their owner trained animal in showmanship.

3. The member will give the judge a **4-H Owner Trained Score Sheet** listing the pattern steps to be attempted, the age of the animal, and the length of time the animal has been trained.

4. All training to ride must be done by the member showing the animal. An *Owner Trained Certification* stating that this condition has been met must be signed by the member, the parent/guardian and project leader. This Certification must be submitted to the OSU Ext. Service Office by May 1st.

5. Ten minutes will be allowed for the total demonstration.

6. All Novice and Junior members must be pre-approved by their project leader to participate.

Note: Fill in the blank in the class number with the appropriate number below:

Junior – 1, Intermediate – 2, Senior – 3,  
Novice Junior – 5, Novice Int./Senior - 6

751 220 11\_ Two Year Old, foaled in 2017

751 220 12\_ Three Year Old, foaled in 2016

751 220 13\_ Four Year Old, foaled in 2015

## WESTERN GAMING

1. Signup sheets will be available prior to Western Gaming Day in the Horse Superintendents Office during County Fair.

2. Premiums will be paid on the Danish Merit Ribbon System.

3. The same horse must be used in all gaming events.

4. Novice and Junior riders will be awarded ribbons based on their placement in the class with respect to their times. The fastest 1/3 will receive a blue ribbon, the slowest 1/3 will receive a white and the middle 1/3 will receive a red.

5. The following times are used for Intermediates and Seniors only.

2019 Oregon 4-H Western Gaming Qualifying Times

Blue Award ; Red Award; White Award





# 4-H Activities

Intermediate Key Race- 10.700 or less, 10.701-14.500, 14.501 or more  
 Intermediate Barrels- 16.600 or less, 16.601-18.300, 18.301 or more  
 Intermediate Figure 8- 12.000 or less, 12.001-12.900, 12.901 or more  
 Intermediate Pole Bending- 25.500 or less, 25.501-28.900, 28.901 or more  
 Intermediate NSCA Flag Race- 9.300 or less, 9.301-11.000, 11.001 or more  
 Intermediate Two-Barrel Flag Race- 12.100 or less, 12.101-16.500, 16.501 or more  
 Senior Key Race- 10.400 or less, 10.401-12.700, 12.701 or more  
 Senior Barrels- 16.200 or less, 16.201-17.900, 17.901 or more  
 Senior Figure 8- 11.500 or less, 11.501-12.200, 12.201 or more  
 Senior Pole Bending- 25.000 or less, 25.001-28.600, 28.601 or more  
 Senior NCSA Flag Race- 9.000 or less, 9.001-10.500, 10.501 or more  
 Senior Two-Barrel Flag Race- 11.500 or less, 11.501-15.500, 15.501 or more

Note: Fill in the blank in the class number with the appropriate number below:

Junior – 1, Intermediate – 2, Senior – 3,  
 Novice Junior – 5, Novice Int/Sr - 6

751 800 01\_ Western Gaming, Figure 8  
 751 800 02\_ Western Gaming, Barrels  
 751 800 03\_ Western Gaming, Key Race  
 751 800 04\_ Western Gaming, Pole Bending  
 751 800 05\_ Western Gaming, NSCA Flag Race  
 751 800 06\_ Western Gaming, Two-Barrel Flag

## WESTERN RIDING - COUNTY CLASSES (MUST QUALIFY AT A PRE-FAIR)

1. Western Riding is an event where the horse is judged on quality of gaits, lead changes at the lope, response to the rider, manners and disposition. The horse should perform with reasonable speed, and be sensible, well-mannered, free and easy moving.  
 2. Credit will be given for and emphasis placed on smoothness, even cadence of gaits (i.e., starting and finishing pattern with the same cadence), and the horse's ability to change leads precisely, easily and simultaneously both hind and front at the center point between markers.

(taken from "Rail and Pattern Horse" <http://railandpatternhorse.com/blog/western/westernriding>)

Note: Fill in the blank in the class number with the appropriate number below:

Junior – 1, Intermediate – 2, Senior – 3 Novice  
 Junior – 5 Novice Int/Senior - 6

751 310 33\_ Western Riding

## DAD POTTER TEST

1. A Dad Potter Application is submitted at the County Fair, if this class is offered.
2. Each exhibitor is given a time to demonstrate their chosen movements to the judge.
3. Upon successful completion of three movements the exhibitor is awarded the "Dad" *Potter Certificate of Merit*.
4. Upon successful completion of all ten movements the exhibitor is awarded the "Dad" *Potter 4-H Horsemanship Medal*.
5. To be eligible members must have passed the riding advancement movements they are trying out for (these are identified in the **Oregon 4-H Horse Advancement Program**). They must also have completed the recommended knowledge and ground work advancement steps for their age level.
  - By the end of their junior years (usually 6th grade), members should have completed Level 1 knowledge, ground work and riding requirements.
  - By the end of their intermediate years (usually 9th grade), members should have completed Level 2 knowledge, ground work and riding requirements.
  - By the end of their senior years, members should have completed Level 3 knowledge, ground work and riding requirements.
6. No entry number is required.

## SMALL ANIMALS CAVIES

1. 4-H cavies shall be shown according to 4-H State Fair regulations.
2. 4-H members must be present to show their cavies.
3. All 4-H cavies must be checked out by the Cavy Superintendent.
4. Frozen water bottles are recommended for use in pens while at the County Fair.
5. Members will provide their own carpet square or mat at the show table.
6. Any cavy that does not fit in a breed standard should be placed in the crossbred class. The crossbred class will be judged on condition.
7. Cavies must be in possession and under daily care by May 15th.

## CAVY SHOWMANSHIP (REQUIRED)

Fill in the blank at the end of the class number with corresponding number below:

\*Beginner 0 Junior 1 Intermediate 2 Senior 3

\*Beginner: Junior members first time showing any livestock animal

762 500 00\_ Cavy Showmanship

## BREED CLASSES

Note: Fill in the blank in class number ( ) with one of the following numbers:

1. Junior Sow, born after 5/1/2019 minimum of 12 oz. through 22 oz.
  2. Junior Boar, born after 5/1/2019 minimum of 12 oz. through 22 oz.
  3. Intermediate Sow, born 3/1 - 4/30/2019, over 22 oz., maximum 32 oz.
  4. Intermediate Boar, born 3/1 - 4/30/2019, over 22 oz., maximum 32 oz.
  5. Sr. Sow, born before 3/1/2019, over 32 oz.
  6. Sr. Boar, born before 3/1/2019, over 32 oz.
- 762 101 0\_0 Abyssinian  
 762 102 0\_0 Abyssinian Satin  
 762 103 0\_0 American  
 762 104 0\_0 American Satin  
 762 105 0\_0 Coronet

- 762 106 0\_0 Peruvian  
 762 107 0\_0 Peruvian Satin  
 762 108 0\_0 Silkie  
 762 109 0\_0 Silkie Satin  
 762 110 0\_0 Teddy  
 762 111 0\_0 Teddy Satin  
 762 112 0\_0 Texel  
 762 113 0\_0 White Crested  
 762 114 0\_0 Crossbred

## RABBITS

1. 4-H Rabbits shall be shown according to 4-H State Fair regulations.
2. 4-H members must be present to show their rabbits.
3. All 4-H rabbits must be checked out by the Rabbit Superintendent.
4. All 4-H rabbits must be tattooed before fair check in day.
5. Frozen water bottles are recommended for use in pens while at the County Fair.
6. Members will provide their own carpet square or mat at the show table.
7. Any rabbit that has a permanent defect will be placed in the white ribbon group.
8. Any rabbit that has a correctable problem shall, at the judges' discretion, be placed in the Red or White ribbon group.
9. Any rabbit that does not fit in a breed standard should be placed in the crossbred class. The crossbred class will be judged on condition.
10. Rabbits must be in possession and under daily care by May 15th.

## RABBIT SHOWMANSHIP (REQUIRED)

Fill in the blank at the end of the class number with corresponding number below:

\*Beginner 0, Junior 1, Intermediate 2, Senior 3

\*Beginner: Junior members first time showing any livestock animal

761 500 00\_ Rabbit Showmanship

## BREED CLASSES (HEAVYWEIGHTS)

Note: Fill in the blank in class number ( ) with one of the following numbers:

- 01 American  
 02 American Sable  
 03 Angora (Giant)  
 04 Beveren  
 05 Californian  
 06 Champagne D'Argent  
 07 Checkered Giant  
 08 Chinchilla (American)  
 09 Chinchilla (Giant)  
 10 Cinnamon  
 11 Creme D'Argent  
 12 Flemish Giant  
 13 Hotot  
 14 Lop (English)  
 15 Lop (French)  
 16 New Zealand  
 17 Palomino  
 18 Satin  
 19 Silver Fox  
 20 Heavy Weight Crossbred

- 761 1\_ \_ 020 Jr. Doe, born 3/1 to 5/31/2019  
 761 1\_ \_ 030 Int. Doe, born 1/1 to 2/28/2019  
 761 1\_ \_ 040 Sr. Doe, born before 1/1/2019  
 761 1\_ \_ 060 Jr. Buck, born 3/1 - 5/31/2019  
 761 1\_ \_ 070 Int. Buck, born 1/1 - 2/28/2019  
 761 1\_ \_ 080 Sr. Buck, born before 1/1/2019

## BREED CLASSES (LIGHTWEIGHTS)

Note: Fill in the blank in class number ( ) with one of the following numbers:

- 21 American Fuzzy Lop  
 22 Angora (English)  
 23 Angora (French)  
 24 Angora (Satin)  
 25 Belgian Hare  
 26 Britannia Petite  
 27 Chinchilla (Standard)  
 28 Dutch  
 29 Dwarf Hotot  
 30 English Spot  
 31 Florida White  
 32 Harlequin  
 33 Havana  
 34 Himalayan  
 35 Jersey Wooley  
 36 Lilac  
 37 Lop (Holland)  
 38 Lop (Mini)  
 39 Mini Rex  
 40 Mini Satin  
 41 Netherland Dwarf

- 42 Polish  
 43 Rex  
 44 Rhinelander  
 45 Silver  
 46 Silver Marten  
 47 Tan  
 48 Thrianta  
 49 Other Lightweight Breeds and Lightweight Crossbreds  
 50 Lionhead (County Only Class)  
 761 1\_ \_ 100 Junior Doe, less than 6 months old, born after March 1, 2019  
 761 1\_ \_ 110 Senior Doe, more than 6 months old, born before March 1, 2019  
 761 1\_ \_ 120 Junior Buck, less than 6 months old, born after March 1, 2019  
 761 1\_ \_ 130 Senior Buck, more than 6 months old, born before March 1, 2019

## MARKET


1. To be judged on conformation, condition and uniformity - all breeds competing.
  2. Rabbits will be taken home.
- 761 300 010 Fryer, 4 to 5½ lbs. each, 80 days old or younger  
 761 300 020 Pen of Three Fryers, 4 to 5½ lbs. each, 80 days old or younger  
 761 300 030 Roaster, over 5½ to 7½ lbs. each, 81 to 100 days old  
 761 300 040 Pen of Three Roasters, over 5½ to 7½ lbs. each, 81 to 100 days old

## PRODUCTION

761 200 000 Doe, with production records, must have kindled in the current 4-H year.

## POULTRY

1. All birds shall be shown according to 4-H State Fair regulations.
2. 4-H members must be present to show their birds.
3. Birds are to be number-banded.
4. All birds will be blood tested for Pullorum and Typhoid by the ODA. Testing will be after judging and without charge.
5. Breeds are those found exclusively in the American Poultry Association (APA) Standards of Perfection and American Bantam Association Standards. Non-standard class includes birds found in standards other than the APA standards, such as the British or Japanese Standards.
6. Birds known by the exhibitor to be of a crossbred origin are to be entered in the crossbred class.





# 4-H Activities

7. Birds that have been raised as a result of those strains distributed through the Oregon 4-H Incredible Egg Program or the Oregon Broiler Growers Contest are to be entered in the commercial category.

8. Birds must be in possession and under daily care by May 15th.

9. Birds are to remain in cages except for showing.

## POULTRY/PIGEON SHOWMANSHIP (REQUIRED)

Fill in the blank at the end of the class number with corresponding number below:

\*Beginner 0, Junior 1, Intermediate 2, Senior 3  
\*Beginner: Junior members first time showing any livestock animal

731 500 00\_Poultry Showmanship  
732 500 00\_Pigeon Showmanship

## CHICKENS

Note: Fill in the blank in class number ( ) with one of the following numbers:

1 Pullet, hatched this year  
2 Cockerel, hatched this year  
3 Hen, prior to this year's hatch  
4 Cock, prior to this year's hatch

731 101 0\_0 \*APA Standard Bred Large Fowl  
731 101 1\_0 \*\*Non-APA Standard Bred Large Fowl

731 101 2\_0 \*\*\*Cross-Bred Large Fowl

\*Breeds entered in the American Poultry Association (APA) classes are based on those birds found exclusively in the APA book titled Standards of Perfection.

\*\*The non-APA standard bred large fowl class would include birds found in standards other than APA, like the British or Japanese Standards.

\*\*\*The crossbred large fowl class would include known backyard crosses, sex links and birds associated with the OSU Animal Sciences Dept./Oregon Fryer Commission Pen of Fryers Contest.

731 102 0\_0 APA and ABA Standard Bred - Bantam

731 102 1\_0 Non-Standard Bred - Bantam

731 102 2\_0 Cross-Bred - Bantam

## PEN OF LAYING HENS

1. Three hens in production.

2. Hens should not have been shown in individual classes and count as one entry. To be scored on the following criteria:

visible signs of production- 40 points  
uniformity- 30 points  
condition: vigor- 10 points  
cleanliness- 10 points  
feathering- 10 points

731 200 010 Pen of Laying Hens

## MARKET CHICKENS

1. Birds will be weighed individually at the fair.

2. All breeds will compete together.

3. Chickens/Turkey will be taken home.

731 300 010 Broiler/Fryer, pen of three (under 8 weeks) 4-6 lbs. live weight.

731 300 020 Roaster, pen of three (8-16 weeks) over 6 lbs. live weight.

731 300 050 Single Market Turkey – Tom or Hen. (County Only Class)

## OTHER FOWL

Note: Fill in the blank in class number ( ) with one of the following numbers:

1 Young Female, hatched this year  
2 Young Male, hatched this year  
3 Old Female, prior to this year's hatch  
4 Old Male, prior to this year's hatch

731 103 0\_0 APA Standard Bred Duck

731 103 1\_0 Commercial Nonstandard Breed and/or Crossbred Duck

731 104 0\_0 APA Standard Bred Goose

731 104 1\_0 Commercial Nonstandard Breed and/or Crossbred Goose

731 105 0\_0 APA Standard Bred Turkey

731 105 1\_0 Commercial Nonstandard Breed and/or Crossbred Turkey

731 106 0\_0 Other (no emus or ostriches)

## PIGEONS

Note: Fill in the blank in class number ( ) with one of the following numbers:

1 Young Hen  
2 Young Cock  
3 Old Hen  
4 Old Cock

732 101 0\_0 Homer

732 102 0\_0 Performing

732 103 0\_0 Fancy

732 104 0\_0 Utility

732 105 0\_0 Doves

## EGGS

1. They will be judged on interior and exterior quality and uniformity.

Note: Fill in the blank in class number ( ) with one of the following numbers:

1 Chicken  
2 Duck  
3 Turkey  
4 Other Species

731 40\_ 010 White Eggs, one dozen

731 40\_ 020 Brown Eggs, one dozen

731 40\_ 030 Other Eggs, one dozen

## LIVESTOCK

**SHOW EQUIPMENT:** Livestock shows provide an opportunity for the general public to be exposed to agricultural exhibits. Exhibitors should be mindful of the show equipment being used and the manner in which it is being used. Superintendents/Ring Stewards, judges or 4-H Staff reserve the right to decide what constitutes acceptable show equipment and how the equipment is being used by the exhibitor.

## BEEF CATTLE

1. No bulls beyond 6 months of age allowed.  
2. A two-year old heifer that has calved will be shown as a Junior Cow.  
3. Calf, yearling and cow classes may be combined dependent upon entry numbers.

## BEEF SHOWMANSHIP (REQUIRED)

Fill in the blank at the end of the class number with corresponding number below:

\*Beginner 0 Junior 1 Intermediate 2 Senior 3

\*Beginner: Junior members first time showing any livestock animal

721 500 00\_ Beef Showmanship

## BREED CLASSES

Note: Fill in the blank in class number ( ) with one of the following numbers:

1 Junior Calf (bull or steer), 1/1 - 6/30/2019

2 Junior Calf (heifer), 1/1 - 6/30/2019

3 Senior Heifer Calf, 9/1-12/31/2018

4 Summer Yearling Heifers, 5/1 - 8/31/2018

5 Junior Yearling Heifer, 1/1 - 4/30/2018

6 Senior Yearling Heifer, 9/1-12/31/2017

7 Junior Cow, 7/1/2016 - 8/31/2017

8 Senior Cow, born before July 1, 2016 (must have calved within the preceding 12 months)

## BRITISH

721 101 0\_0 Angus, Red - (01)

721 102 0\_0 Angus, Black - (02)

721 104 0\_0 Hereford - (04)

721 107 0\_0 Shorthorn - (07)

## CONTINENTAL

721 103 0\_0 Charolais - (03)

721 105 0\_0 Limousin - (05)

721 106 0\_0 Pinzgauer - (06)

721 108 0\_0 Simmental - (08)

## OTHER

721 109 0\_0 Crossbred - (09)

721 110 0\_0 Other Breeds - (10) (specify)

## SPECIAL CLASSES

(Animals must have been shown in the above classes)

Note: Fill in the blank in class number ( ) with the number in parenthesis

following the breed listed above (01-10):

721 1\_ \_ 210 Producing Cow with 4-H Production Records - born before 9/1/2017. Cow to be shown with completed records.

721 1\_ \_ 220 Dam and Produce - Cow and 1 offspring owned by the same 4-H member.

721 1\_ \_ 230 4-H member's Beef Herd - 3 breeding animals owned by the same 4-H member.

## OTHER CLASSES

721 300 010 Feeder Steer - Market Steer under designated weight only

721 300 030 Pen of 3, from 1 club. Each club may enter as many groups as possible. RIBBONS ONLY FOR THIS CLASS.

721 700 060 Family Food Steer (non-auction)

## GOATS

1. There will be a penned section for 4-H goats at fair that tested negative for CAE within 1 year of fair.

2. All sheep and goats must have official federal scrapie program identification. All goats must have a Scrapies Premise ID Form with them at fair. Goats must be appropriately identified with the ID number.

3. An annual CD and T vaccination is required for all goats.

4. Only bucks kidded after July 1 and still nursing will be allowed at County Fair. Otherwise, no bucks are allowed.

5. Classes may be combined at Project Superintendent's or Judge's discretion.

6. Participation in Goat pre-fair is mandatory.

7. Pet pack, fiber and meat type wether goats will be shown according to the specific criteria given.

## DAIRY GOATS

1. All dairy goats must be dehorned.

2. Show clothes: black or white pants and white buttoned shirt.

## DAIRY GOAT SHOWMANSHIP (REQUIRED)

Fill in the blank at the end of the class number with corresponding number below:

\*Beginner 0 Junior 1 Intermediate 2 Senior 3

\*Beginner: Junior members first time showing any livestock animal

791 500 00\_ Dairy Goat Showmanship

## BREED CLASSES

1. All breeds will be shown together but judged to their own standards.

Note: Fill in blank in class number ( ) with one of the following numbers.

1 Junior Doe Kid, April 1 to June 30, 2019

2 Intermediate Doe Kid, March 1 to 31, 2019

3 Senior Doe Kid, Jan. 1 to Feb. 29, 2019

4 Dry Yearling Doe, born in 2018

5 Milking Yearling Doe, born in 2018

6 Mature Two Year Old Doe, born in 2017

7 Mature Doe, three years and under five years, born in 2015 or 2016

8 Mature Doe, five years and under seven years, born in 2013 or 2014

9 Aged Doe, seven years and older, born in 2012 or earlier

791 101 0\_0 Alpine - (01)

791 102 0\_0 La Mancha - (02)

791 103 0\_0 Nigerian Dwarf - (03)

791 104 0\_0 Nubian - (04)

791 105 0\_0 Oberhasli - (05)

791 106 0\_0 Saanen - (06)

791 107 0\_0 Sable - (07)

791 108 0\_0 Toggenburg - (08)

791 109 0\_0 Other pure breeds - (09)


791 110 0\_0 Crossbreeds - (10)

## SPECIAL CLASSES

(Animals must have been shown in the above classes.)

Note: Fill in blank ( ) with the number in parenthesis following the above breed names (1-10).

791 1\_ \_ 210 Mature Doe with 4-H Production Records, born before Jan. 1, 2017. Doe to be



*Always*  
**SUPPORTING  
LOCAL BUSINESS**

Promoting local commerce through  
communication, advocacy and partnerships!

*Grants Pass & Josephine County*  
**CHAMBER OF COMMERCE**

1995 NW Vine St. Grants Pass, OR 97526 • [www.grantspasschamber.org](http://www.grantspasschamber.org) • 541.476.7717



# 4-H Activities

shown with completed records from last lactation.

791 1\_\_ 220 Dam and Daughter, doe and one offspring owned by same 4-H member.

791 1\_\_ 230 4-H Member's Dairy Goat Herd, three female dairy goats owned by the same 4-H member.

## MEAT GOATS

1. Meat goats may be shown with horns. However, ANY sign of behavior or safety issues could result in required capping or even disqualification at the discretion of the judge, superintendent, or 4-H staff in charge of the show.

2. Purebred and grade animals are shown together.

3. Age determined as of the day of the show.

4. Meat goats may be shown in a collar or halter; this includes a prong collar (2 year trial).

5. Age/breed classes in divisions may be combined at judge or superintendent discretion.

**Goats are to be shown with their front feet on the ground.**

## MEAT GOATS SHOWMANSHIP (REQUIRED)

Fill in the blank at the end of the class number with corresponding number below:

\*Beginner 0 Junior 1 Intermediate 2 Senior 3

\*Beginner: Junior members first time showing any livestock animal

795 500 00\_ Meat Goat Showmanship

## BREED CLASSES

Note: Fill in blank in class number ( ) with one of the following numbers.

1 Junior Doe: 1-6 months old

2 Junior Doe: 6-9 months old

3 Junior Doe: 9-12 months old

4 Yearling Doe: 12-16 months old

5 Yearling Doe: 16-20 months old

6 Yearling Doe: 20-24 months old

7 Senior Doe: 24-36 months old

8 Senior Doe: Older than 36 months

795 100 0\_0 Meat Goats (does)

## SPECIAL CLASSES

(Animals must have been shown in the above classes.)

795 100 210 Mature Doe with 4-H Production Records. Doe to be shown with completed records from last kidding.

795 100 220 Dam and Daughter, doe and one offspring owned by same 4-H member.

795 100 230 Member's Meat Goat Herd, three female meat goats owned by the same 4-H member.

## OTHER CLASSES

795 700 010 Feeder Kid - Market Goat under designated weight

795 700 020 Market Plus Kid - overweight

Market Goats

795 700 060 Family Food Meat Goat (non-auction)

## PACK GOATS COUNTY CLASSES

1. All pack goats must be dehorned

2. No intact males permitted

3. Purebred and grade animals are shown together.

4. Wethers will be shown in separate conformation classes.

5. Does and wethers will compete together in showmanship.

## PACK GOATS SHOWMANSHIP (REQUIRED)

1. In Showmanship the skills of the handler are judged.

2. At least two entries are required per separate class.

3. Members will be separately evaluated when in combined classes.

4. Judging criteria: ease of movement of animal on demand; cleanliness and condition; shown to best advantage (that is standing squarely, head at a natural height, etc.).

5. Animal's willingness to accept tie or tether when handler moves away, except for pet goat.

6. Animal's willingness to accept alternate handler.

7. Judge may question handler about their project/animal. Types of questions are the judge's choice.

8. Pack goats are to enter the ring w/o the pack. Handler is expected to put on the pack while the animal is tied. Ease of packing and member knowledge about loading is considered.

Fill in the blank at the end of the class number with corresponding number below:

\*Beginner 0 Junior 1 Intermediate 2 Senior 3

\*Beginner: Junior members first time showing any livestock animal

794 500 00\_ Pack Goat Showmanship

## PACK GOAT CONFIRMATION

1. At least two entries are required per separate class.

2. Members will be separately evaluated when in combined classes.

3. No packs are permitted.

4. Upon entering the ring, all class participants circle nose to tail and stop on command of the judge.

5. Stand at short rope nose to tail.

6. Reverse circle and stop on command nose to tail.

7. All face judge and stand for individual examination, with rope to slack.

8. At judge's command, each animal is individually led forward to be checked for soundness and for correct body type.

9. At judge's command each animal is backed, then returns to place in the line.

10. Additional commands may be indicated by the judge.

794 100 100 Under one year of age

794 100 200 Yearlings

794 100 300 Aged animals (2 yrs. and above)

## GOAT TRAIL CONTEST- COUNTY CLASS

1. Pack goats enter the arena in full packs and halters.

2. Goats negotiate up to 10 obstacles.

3. Judged on ease of movement of the animal

on command. Also willingness to negotiate obstacles.

794 800 100 Goat Trail Course

## SHEEP

1. Sheep used for Showmanship may be blanketed on Showmanship day only. Blankets may be worn after 9pm the evening before Showmanship.

2. Colored Wool breeds may be blanketed throughout the fair.

3. All breeding sheep over one year of age must be shorn during the current year.

4. Breed classes with 3 or less exhibits may be shown in the *other* pure breeds class. Breed classes with more than 3 exhibits may create their own class.

5. All sheep and goats must have official federal scrapie program identification. Scrapie tags are required for all sheep projects.

6. Animals showing any evidence of prolapse or mechanical repair will not be allowed at the show or in the barn.

7. No muzzles allowed.

**Sheep are to be shown with their front feet on the ground.**

## SHEEP SHOWMANSHIP (REQUIRED)

Fill in the blank at the end of the class number with corresponding number below:

\*Beginner 0, Junior 1, Intermediate 2, Senior 3

\*Beginner: Junior members first time showing any livestock animal

771 500 00\_ Sheep Showmanship

## BREED CLASSES

Note: Fill in the blank in class number ( ) with one of the following numbers:

1 Spring Ewe Lamb, 1/1 - 5/31/2019

2 Fall Ewe Lamb, 9/1 - 12/31/2018 (must have lamb's teeth)

3 Yearling Ewe, 9/1/2017 - 8/31/2018

4 Producing Ewe, born before 8/31/2017 (must have raised a lamb born after 9/1 of the previous calendar year)

771 101 0\_0 Cheviot, Border - (01)

771 102 0\_0 Cheviot, North Country - (02)

771 103 0\_0 Columbia - (03)

771 104 0\_0 Corriedale - (04)

771 105 0\_0 Dorset - (05)

771 106 0\_0 Hampshire - (06)

771 107 0\_0 Lincoln - (07)

771 108 0\_0 Montadale - (08)

771 109 0\_0 Oxford - (09)

771 110 0\_0 Romney, White - (10)

771 111 0\_0 Romney, Natural Colored- (11)

771 112 0\_0 Shropshire - (12)

771 113 0\_0 Southdown - (13)

771 114 0\_0 Suffolk - (14)

771 115 0\_0 Other Breeds - (15)

771 116 0\_0 Crossbred Meat Breeds (colored fleeces included) - (16)

771 117 0\_0 Crossbred Wool Breeds with white fleeces - (17)

771 118 0\_0 Natural Colored Wool Class Wool Breeds Only - (18)

## SPECIAL CLASSES (ANIMALS MUST HAVE BEEN SHOWN IN THE ABOVE CLASSES)

Note: Fill in the blank in class number ( ) with the number in parenthesis

following the breed listed above (01-18):

771 1\_\_ 210 Producing Ewe with 4-H Production Records - Must have produced a lamb in the current year. Ewe to be shown with completed records.

771 1\_\_ 220 Ewe and Produce - Ewe and one offspring both shown in individual classes above, owned by the same 4-H member.

771 1\_\_ 230 4-H member's Flock - Three female animals from classes above owned by the same 4-H member.

771 1\_\_ 240 Ram lamb - born after Jan. 1, 2019. Lamb must be manageable. RIBBONS ONLY FOR THIS CLASS.

## OTHER CLASSES

771 700 010 Feeder Lamb - Market Lamb under designated weight

771 700 020 Market Plus Lamb - overweight Market Lambs

771 700 060 Family Food Lamb (non-auction)

## OUTSTANDING SHEPHERD AWARD

1. Award is presented at the Special Awards Ceremony on Sat. late afternoon to the member with the highest point total and is based on points given in the following areas:

- Breeding Stock - 20 pts.
- Wool - 20 pts.
- Showmanship - 20 pts.
- Judging Contest - 10 pts.
- Presentation Contest - 10 pts.

## Record Book:

- 4-H Story - 8 pts.
  - Completeness of book - 6 pts.
  - 4-H Participation - 5 pts.
  - Community Service - 5 pts.
  - Other Activities - 3 pts.
  - Neatness of records - 3 pts.
  - Record Book (total) - 30 pts.
- Grand Total - 110 pts.**

## WOOL

1. Ewe fleeces only.

2. Fleeces must be from 4-H member's project ewes.

3. Fleeces must have been shorn in 2019.

4. At County Fair members may enter two fleeces per breed. Selection for State Fair is limited to one fleece per breed.

5. Fleeces must be clean with "tags" removed.

6. Each fleece is to be folded and entered in a clear plastic bag with exhibitor name and county clearly written with a felt marker on the lower half of the bag.

7. Each fleece must have a 4-H Wool Show Tag inserted inside the bag and clearly visible through the bag. Exhibitor name, county, wool breed and class number are to be clearly written on the tag.

8. All classes except 771 407 000, 771 409 000 & 771 417 000 are white fleeces. All colored fleeces (black, brown, etc.) must be entered in 771 407 000 Romney, colored; 771 409 000 Shetland, colored or 771 416 000 Colored Fleece (any breed or cross, indicate breeds on tag).

771 401 000 Cheviot

771 402 000 Columbia

771 403 000 Corriedale

771 404 000 Dorset

771 405 000 Hampshire

771 406 000 Montadale

771 407 000 Romney, colored

771 408 000 Romney, white

771 409 000 Shetland, colored

771 410 000 Shetland, white

771 411 000 Shropshire

771 412 000 Southdown

771 413 000 Suffolk

771 414 000 Other Breeds (note breed on tag)

771 415 000 Crossbred (white face)

771 416 000 Crossbred (black face) 771 417 000 Colored Fleece (any breed or cross except





# 4-H Activities

full Romney or Shetland; indicate breed on tag)

## SWINE

1. No animals entered as a Market Hog will be placed in a breeding class.
2. All market barrows **MUST BE PROPERLY CASTRATED**. No boars with cryptorchidism (retaining of one or more testicles) are allowed to exhibit or sell in 4-H market swine classes at County Fair.
3. On arrival all swine will be inspected as well as checked for hog lice and eggs by Superintendent or person designated by the Superintendent, and/or the attending Fair Vet.
4. Any animals found to have lice or eggs will be quarantined to their immediate pen and will be sprayed or dusted to control such, at the owner's expense. Owner will take any other measures as directed by the Fair Vet.
5. Swine with signs of lice or eggs will not be allowed in the show or sale ring. Any swine exhibitor who does not cooperate with the Swine Superintendent, management of the Jo Co Fair and/or the attending Fair Vet on the control of hog lice, will be asked to immediately remove their animals from the Fairgrounds.
6. No bred gilts, sows due to farrow or sows with piglets will be allowed.

## SWINE SHOWMANSHIP (REQUIRED)

Fill in the blank at the end of the class number with corresponding number below:

\*Beginner 0 Junior 1 Intermediate 2 Senior 3

\*Beginner: Junior members first time showing any livestock animal

781 500 00\_ Swine Showmanship

## BREED CLASSES

Note: Fill in the blank in class number ( ) with one of the following numbers:

- 1 May Gilt, born May 1 to May 31, 2019
- 2 April Gilt, born Apr 1 to Apr 30, 2019
- 3 March Gilt, born Mar 1 to Mar 31, 2019
- 4 Feb. Gilt, born Feb. 1 to Feb. 28, 2019
- 5 Jan. Gilt, born Jan. 1 to Jan. 31, 2019
- 6 Fall Gilt, born Aug. 1 to Dec. 31, 2018, and has not farrowed

- 781 101 0\_0 Berkshire  
781 102 0\_0 Duroc  
781 103 0\_0 Hampshire  
781 104 0\_0 Spots  
781 105 0\_0 Yorkshire  
781 106 0\_0 Crossbred  
781 107 0\_0 Other Breeds

**SPECIAL CLASSES** (Animals must have been shown in the above classes)

781 200 010 Best Two Females – Owned by the same 4-H member (from classes 1, 2, 3, 4, 5 or 6).

781 200 020 Production Record Class – (Sow at home) and Gilt being shown owned by the same 4-H member (from classes 1, 2, 3, 4, 5 or 6). All breeds competing.

781 700 010 Sow, 1 year and under 2 years

781 700 020 Sow two years and over

## OTHER CLASSES

781 700 040 Feeder Hog - Market Hog under designated weight

781 700 020 Market Plus Hog - overweight Market Hogs

781 700 060 Family Food Hog (non-auction)

sponsored by the Young Farmers Auction Committee. **IT IS A TERMINAL SALE!** Market animals shown or purchased in a terminal sale are not eligible to be entered or shown in any class as a youth project in subsequent years. **ALL MARKET ANIMALS THAT ARE JUDGED AND GRADED ELIGIBLE FOR AUCTION SHALL BE SOLD OR THE MEMBER WILL FORFEIT PREMIUMS AND AWARDS.**

## MEMBER ELIGIBILITY

1. Members may sell only one animal per year – either one market steer, one market meat goat, one market lamb, or one market hog. If a member has sold a market animal at any other Junior Auction during the current year, they are not eligible to sell at the Jo Co Junior Livestock Auction.

2. Members wishing to sell an animal in the Jr. Livestock Auction must have been enrolled in the specific project area since the required date.

3. ALL auction animals must be owned exclusively by the member/seller.

4. All market animals are to be the product of the individual member's feeding and care efforts.

Possession Requirements: Market steers are to be in the possession of the member by April 1st of the current year. Goats, sheep and swine are to be in the possession of the member by May 15th of the current year. Possession means the animal must be owned by and under the care of the member.

5. Should a junior livestock member (FFA/4-H) be suspended by either organization from selling an animal at the junior livestock auction for any reason, the member must meet all expectations/consequences to lift that suspension and be reinstated, in order to once again participate in the junior livestock auction, regardless of the organization with which the member is associated.

## POSSESSION REQUIREMENTS

1. Market steers are to be in the possession of the member by Feb 1st of the current year. Goats, sheep and swine are to be in the possession of the member by May 15th of the current year. Possession means the animal must be owned by & under the care of the member.

## GENERAL REQUIREMENTS

1. Members must lead his/her own animal across the scale at Pre-fair and Fair unless other arrangements have been made and permission has been granted by the 4-H Agent or FFA Advisor PRIOR to the weigh-ins. Weigh-ins for replacements will be announced at pre-fairs, if necessary.

2. All members **MUST DEMONSTRATE AT PRE-FAIR** that their market animal is under their control and safe for other to be near. No mechanical devices, such as a nose ring for steers, are permitted to achieve the desired result. If upon evaluation at that time an animal is considered to be uncontrollable by the member and/or unsafe, additional instructions or requirements may be given to the member.

3. Auction registration forms must be submitted as described in the pre-fair flyer.

4. Up-to-date project records will be submitted and reviewed in July and must be presented for review if requested.

5. Proof of ownership is to be included in the 4-H youth's project record book and available upon request. A copy of the Bill of Sale or Change of Ownership form (e-slip for beef purchased in state is required, for out of state purchase see ODA rules and regulations) will con-

stitute proof of ownership.

6. Owner produced animals require a statement of affirmation that the animal is the product of a female owned by the member **as reflected by production records**. (Use of an animal produced by a female owned by a family member other than the potential seller/member requires a Bill of Sale indicating the member as the new owner.)

7. A COOL affidavit is required for all goat and sheep auction animals. A copy of the COOL affidavit is to be included in the 4-H youth's project record book.

8. Members must compete in Herdsmanship, a Showmanship Class & a Market Class for their respective species to maintain sale eligibility.

9. 4-H members shall submit a completed **Market Animal Health Record** form for their applicable species to his/her project leader/advisor before fair begins. Leaders should have forms to superintendents no later than Wednesday noon.

10. Members are expected to assist the auction by contacting buyers as well as supporting and assisting other auction participants as their ability permits before, during and following the sale.

11. Members **MUST** take their animal to be sold through the auction ring. Exceptions must be requested and submitted on the **4-H/FFA Animal Science Project Absence Request** form. Contact the 4-H Agent or FFA Advisor for a copy of the form.

12. An unsealed and stamped personal thank you letter addressed to the auction buyer(s) shall be submitted by the seller to the OSU Extension Office or their club leader prior to the distribution of their auction check. (Club leaders must submit a verified list to the OSU Extension Office by September 1st.)

13. 4-H/FFA Members must submit a completed **4-H/FFA Auction Animal Summary** to the OSU Extension Office to obtain their auction check.

14. **ABSOLUTELY NO "FOR SALE" SIGNS MAY BE DISPLAYED, NOR SOLICITATION FOR SALE BE MADE OF INELIGIBLE MARKET ANIMALS DURING THE COUNTY FAIR.**

## ANIMAL REQUIREMENTS

1. Market project animals are a food product and subject to meat quality and safety regulations (United States Department of Agriculture and Oregon Department of Agriculture). Required weights and grades reflect commercial guidelines.

2. Necessary vaccines and wormers shall be administered in advance of all drug withdrawal dates. Any market project animal treated for an illness or injury that will not meet the drug withdrawal dates shall be removed from the sale.

3. All potential auction animals shall be weighed on Monday (beef, meat goat and sheep) or Tuesday (swine) of Fair week to determine exhibition and selling weight. Each member properly enrolled in the project shall be permitted to weigh their primary and backup animals **ONE TIME ONLY**. If both animals qualify, members have until 30 minutes after the completion of the last weigh-in of the species they have raised to determine which animal (primary or backup) they will enter into the market class for potential auction. The remaining animal may be entered in a breeding or Family Food non-auction class (where appropriate requirements for 4-H records and Fair Entry forms have been followed) or open class.

4. No animal entered in a market class may be shown in or transferred to a breeding class except as an offspring of a producing animal.

5. Unhealthy or unsightly animals at the time of the sale may be withdrawn from the auction at the discretion of the Fair Veterinarian. **SUCH ANIMALS MAY BE SENT HOME AT ANY TIME AT THE DISCRETION OF THE FAIR VETERINARIAN.**

6. All male market animals **MUST BE PROPERLY CASTRATED**. No animals with evidence of cryptorchidism (retaining of one or more testicles) in any species, bulls, bucks, rams or boars are allowed to exhibit in any 4-H market class at County Fair.

7. No swine will be allowed in the sale ring that shows signs of lice or eggs. Any swine exhibitor who does not cooperate with the Swine Superintendent, management of the Jo Co Fair and/or the attending Fair Veterinarian on the control of hog lice, will be asked to immediately remove their animals from the fairgrounds.

## CARE REQUIREMENTS


1. The feeding and care of all market animals shall remain the responsibility of the member until the close of County Fair on Saturday night. Contact you project leader or superintendent for specific details concerning leaving food for your animal for Sunday morning feeding.

2. The Young Farmers Auction Committee has the right to refuse to sell any animal that does not receive proper care during the Fair as determined by the 4-H Herdsmanship judge, project superintendent, 4-H Agent, and/or FFA Advisor. Proper care means adequate feed, water, a clean animal and clean stall with regular daily care.

3. Administration of **ALL medications given to Market Animals during their lifetime** must be recorded on the **Market Animal Health Record** form for the applicable species and submitted to the project superintendent or FFA Advisor by Wednesday noon of Fair week.

4. USDA requirement for withdrawal of feed additives and/or medication shall be followed.

5. The Young Farmers Auction committee has the right to refuse to sell any animal that receives any illegal or improper medication. Administration of illegal or improper medication must be from firsthand knowledge and be documented in writing and signed. The designated Fair Veterinarian shall have the final say on whether or not the medication is illegal or improper.



## JUNIOR LIVESTOCK AUCTION

The Jo Co Fair Junior Livestock Auction is



# 4-H Activities

6. If the sale of the animal has been completed and it is determined that the animal was improperly medicated, the buyer's money will be returned and the seller will assume the loss. Further sanctions may occur under the **Jo. Co. 4-H Addendum to the "Oregon 4-H Animal Science Ethical Standards"**.

## WEIGHT AND ADDITIONAL SPECIE REQUIREMENTS

1. **STEERS:** Recommended to weigh a minimum of 650 lbs. and a recommended maximum of 900 lbs. at Pre-fair. Steers are **required** to weigh a minimum of 1000 lbs. and a recommended maximum of 1350 lbs. at Fair. Also required is a minimum gain of 250 pounds between Pre-fair and Fair. Minimum grade for sale is Select or better. Steers should have been born on or after January 1st of the PREVIOUS YEAR with a recommended birth-date between February and April. All steers must be dehorned and healed prior to Pre-fair (a maximum of 2 inch scurs are allowed).

2. **GOATS:** Suggested to weigh a minimum of 55 lbs. and a suggested maximum of 85 lbs. at Pre-fair, with a **required** minimum of 75 lbs. and maximum of 110 lbs. at Fair. An average minimum gain of 0.25 lbs. per day between Pre-fair and Fair is **required**. Minimum grade for sale is Select No. 2 or better. Goats must have been born between Dec. 1st and Feb. 15th. Must have milk teeth.

3. **LAMBS:** Suggested to weigh a minimum of 82 lbs. and a suggested maximum of 120 at Pre-fair, with a **required** minimum of 110 lbs. and **required** maximum of 160 lbs. at Fair. An average minimum gain of 0.4 lbs. per day between Pre-fair and Fair is **required**. Minimum grade for sale is Good or better. Lambs must have been born no earlier than February 1st. Lambs must have been shorn with 30 days of Fair, or have a maximum staple length of one inch at weigh-in.

4. **HOGS:** Suggested to weigh no less than 100 lbs and **required** to weigh no more than 195 lbs at Pre-fair. **MUST WEIGH** between the **required** minimum of 230 lbs. and **required** maximum of 290 lbs. at Fair. Also **required** is an average daily gain of 1.3 lbs. per day between Pre-fair and Fair. Minimum grade for sale is No. 2 or better. Hogs must have been born between Jan. 25th and March 15th.

5. Market animals that do not meet weight, rate of gain or grade requirements shall not be offered for sale through the auction. **SUCH ANIMALS ARE TO BE RETURNED TO THE OWNER'S HOME FOLLOWING THE CLOSE OF THE FAIR.**

## SALE INFORMATION

1. Sale order shall be randomly set by the

computer auction software based on the placings (1B, 2B, 3B, 1R, 2R, 3R.) of the judged animals in their market class, with the exception of beef which will be set by the market class judge. As 4-H and FFA market classes will be combined, within each species, Grand Champion and Reserve Grand Champion shall sell first for that species.

2. Beef, goats and sheep shall sell in the morning. Swine will sell in the afternoon.

3. **Sale Lots:** The sale is restricted to 200 lots. A lot of 100 shall be divided between goats, sheep and beef, with the remaining 100 lots reserved for swine. If more than 200 animals are deemed eligible for sale, penning will occur as follows:

a. **Beef, Goats and Sheep:** No beef shall be penned. The number of lots available for goats and sheep will be determined by subtracting the number of eligible beef animals from 100. If more goats and sheep are eligible for sale than the number of remaining lots, the lowest placing animals shall be sold in lots of 2 (or 3) until the total number of lots equal 100. No Grand Champion or Reserve Grand Champion shall be penned. Choosing a penning partner is an option. Written requests must be made before the end of the Grand Champion Class. Cards and guidelines will be available from the project superintendents at Fair.

b. **Swine:** If more than 100 hogs are deemed eligible for sale, the lowest placing animals shall be sold in lots of two (or three) until the total number of lots equal 100. No Grand Champion or Reserve Grand Champion shall be penned. Choosing a penning partner is an option. Written requests must be made before the end of the Grand Champion Class. Cards and guidelines will be available from the project superintendents at Fair.

## FEES

1. The Young Farmers will extract a 5½% commission from each seller's check. The money thus raised shall be placed into an account for use in promotion of the auction & to cover other expenses associated with holding the auction, as well as to cover the liability for the livestock from the time of the sale until the animals are shipped to the buyer's point of destination.

2. An additional transportation fee will be charged for the shipping and handling of each animal sold at auction.

3. Young Farmers will also withdraw any required USDA promotion commission.

4. Other charges may be assessed to each seller, depending on the law and the industry (i.e. the Beef Promotion and Research Act charges a flat fee to support beef/veal promotion, research and information; the Oregon

Pork Producers charge a percentage, etc.).

## EXCEPTIONS TO THE RULES

1. If a seller (4-H or FFA member) seeks an exception to the requirements for sale, they are to first present their petition to their project leader or superintendent or FFA Advisor, who will determine if a "special circumstance" exists. 4-H/FFA members are to use the **Exception to the Rule** form. NOTE: As soon as the situation for the exception is known, this process should be started and, if at all possible, completed before County Fair begins.

2. The Auction Committee reserves the right to grant sale eligibility under "special circumstances" to youth who do not meet the above requirements. Where a "special circumstance" occurs, the Auction Committee's decision is final.

3. **IMPORTANT NOTE:** All 4-H members are expected and required to take their own animal into the auction ring, with very few exceptions. Some exceptions may include but are not limited to the following:

a. The 4-H member receives a doctor's note eliminating them from participating in the auction.

b. A family emergency exists that prevents the 4-H member from attending the auction.

c. A 4-H sanctioned event such as a 4-H State Fair competition that conflicts with the time of the auction.

d. The 4-H member is required to report to college or military services on the day of the auction or the day after and needs the auction day to travel. Proof of the report date will be required.

4. Should a 4-H member be unable to participate in the auction (for a reason similar to those above) and would like to submit a request to still have their animal participate, the process is as follows:

a. Discuss the situation with the club's primary and project leaders as well as other club members. If the request has substance and the club and its members are willing to accept responsibility for the animal, obtain a **4-H/FFA Animal Science Project County Fair Absence Request** form, fill it in and have the primary/project leader sign and date it.

b. The form should then be given to the project superintendent(s) by the 4-H member or the club's primary/project leader. The 4-H member should expect to discuss their situation with the project superintendents. (NOTE: a 4-H Volunteer who is both a primary/project leader and a superintendent may not sign the Request form in both capacities. They must choose to either be the primary/project leader

or a superintendent for the purposes of approving the request.)

c. If approved by the superintendent(s), the request is turned into the OSU Extension office for consideration by the 4-H Faculty member and the Auction Committee. The 4-H member will be notified when their request is either approved or denied.

d. If approved, the 4-H member will be required to attend all other classes (showmanship and market) with their animal.

## AUCTION ANIMAL REMOVAL

1. Animals sold during the auction shall be hauled from the fairgrounds Sunday morning following the Fair. **The Junior Livestock Barns shall be closed to all but those contracted for loading out and hauling auction animals between 6 and 11am on Sunday. No breakdown of display areas or removal of materials shall occur during that period.**

2. The Young Farmers or their designated agents shall be responsible for hauling of animals **SOLD ONLY THROUGH THE AUCTION.**

For additional rules/policies, see **Josephine County 4-H Livestock Auction Handbook**, 4-H Animal Science General Rules, Livestock Rules (either 4-H or FFA), the **Auction Sale Catalogue**, Junior Livestock Registration forms for each species, and/or the Memorandum of Understanding (MOU) between sponsoring organizations.

**Checks from the sale may take as long as six weeks or more before they can be issued.**

## MARKET CLASSES - COUNTY CLASS, RIBBONS ONLY

### MARKET STEER

721 300 000 Market Steer (Sale registered steers weighing 1,000 lbs. or more meeting the weight gain requirement and grade). Steers must be dehorned (a maximum of 2 inch scurs are allowed)

### MARKET LAMB



771 300 000 Market Lamb (Sale registered lambs weighing between 110-160 lbs. meeting the average daily gain, grade and birth requirements)

### MARKET HOG

781 300 000 Market Hog (Sale registered hogs weighing between 230-290 lbs. meeting the average daily gain, grade and birth requirements)

### MARKET MEAT GOAT

795 300 000 Market Meat Goat (Sale registered goats weighing between 75-110 lbs. meeting the average daily gain, grade and birth requirements).





# 4-H Activities

6. If the sale of the animal has been completed and it is determined that the animal was improperly medicated, the buyer's money will be returned and the seller will assume the loss. Further sanctions may occur under the **Jo. Co. 4-H Addendum to the "Oregon 4-H Animal Science Ethical Standards"**.

## WEIGHT AND ADDITIONAL SPECIE REQUIREMENTS

1. **STEERS:** Recommended to weigh a minimum of 650 lbs. and a recommended maximum of 900 lbs. at Pre-fair. Steers are **required** to weigh a minimum of 1000 lbs. and a recommended maximum of 1350 lbs. at Fair. Also required is a minimum gain of 250 pounds between Pre-fair and Fair. Minimum grade for sale is Select or better. Steers should have been born on or after January 1st of the PREVIOUS YEAR with a recommended birth-date between February and April. All steers must be dehorned and healed prior to Pre-fair (a maximum of 2 inch scurs are allowed).

2. **GOATS:** Suggested to weigh a minimum of 55 lbs. and a suggested maximum of 85 lbs. at Pre-fair, with a **required** minimum of 75 lbs. and maximum of 110 lbs. at Fair. An average minimum gain of 0.25 lbs. per day between Pre-fair and Fair is **required**. Minimum grade for sale is Select No. 2 or better. Goats must have been born between Dec. 1st and Feb. 15th. Must have milk teeth.

3. **LAMBS:** Suggested to weigh a minimum of 82 lbs. and a suggested maximum of 120 at Pre-fair, with a **required** minimum of 110 lbs. and **required** maximum of 160 lbs. at Fair. An average minimum gain of 0.4 lbs. per day between Pre-fair and Fair is **required**. Minimum grade for sale is Good or better. Lambs must have been born no earlier than February 1st. Lambs must have been shorn with 30 days of Fair, or have a maximum staple length of one inch at weigh-in.

4. **HOGS:** Suggested to weigh no less than 100 lbs and **required** to weigh no more than 195 lbs at Pre-fair. **MUST WEIGH** between the **required** minimum of 230 lbs. and **required** maximum of 290 lbs. at Fair. Also **required** is an average daily gain of 1.3 lbs. per day between Pre-fair and Fair. Minimum grade for sale is No. 2 or better. Hogs must have been born between Jan. 25th and March 15th.

5. Market animals that do not meet weight, rate of gain or grade requirements shall not be offered for sale through the auction. **SUCH ANIMALS ARE TO BE RETURNED TO THE OWNER'S HOME FOLLOWING THE CLOSE OF THE FAIR.**

## SALE INFORMATION

1. Sale order shall be randomly set by the

computer auction software based on the placings (1B, 2B, 3B, 1R, 2R, 3R.) of the judged animals in their market class, with the exception of beef which will be set by the market class judge. As 4-H and FFA market classes will be combined, within each species, Grand Champion and Reserve Grand Champion shall sell first for that species.

2. Beef, goats and sheep shall sell in the morning. Swine will sell in the afternoon.

3. **Sale Lots:** The sale is restricted to 200 lots. A lot of 100 shall be divided between goats, sheep and beef, with the remaining 100 lots reserved for swine. If more than 200 animals are deemed eligible for sale, penning will occur as follows:

a. **Beef, Goats and Sheep:** No beef shall be penned. The number of lots available for goats and sheep will be determined by subtracting the number of eligible beef animals from 100. If more goats and sheep are eligible for sale than the number of remaining lots, the lowest placing animals shall be sold in lots of 2 (or 3) until the total number of lots equal 100. No Grand Champion or Reserve Grand Champion shall be penned. Choosing a penning partner is an option. Written requests must be made before the end of the Grand Champion Class. Cards and guidelines will be available from the project superintendents at Fair.

b. **Swine:** If more than 100 hogs are deemed eligible for sale, the lowest placing animals shall be sold in lots of two (or three) until the total number of lots equal 100. No Grand Champion or Reserve Grand Champion shall be penned. Choosing a penning partner is an option. Written requests must be made before the end of the Grand Champion Class. Cards and guidelines will be available from the project superintendents at Fair.

## FEES

1. The Young Farmers will extract a 5½% commission from each seller's check. The money thus raised shall be placed into an account for use in promotion of the auction & to cover other expenses associated with holding the auction, as well as to cover the liability for the livestock from the time of the sale until the animals are shipped to the buyer's point of destination.

2. An additional transportation fee will be charged for the shipping and handling of each animal sold at auction.

3. Young Farmers will also withdraw any required USDA promotion commission.

4. Other charges may be assessed to each seller, depending on the law and the industry (i.e. the Beef Promotion and Research Act charges a flat fee to support beef/veal promotion, research and information; the Oregon

Pork Producers charge a percentage, etc.).

## EXCEPTIONS TO THE RULES

1. If a seller (4-H or FFA member) seeks an exception to the requirements for sale, they are to first present their petition to their project leader or superintendent or FFA Advisor, who will determine if a "special circumstance" exists. 4-H/FFA members are to use the **Exception to the Rule** form. NOTE: As soon as the situation for the exception is known, this process should be started and, if at all possible, completed before County Fair begins.

2. The Auction Committee reserves the right to grant sale eligibility under "special circumstances" to youth who do not meet the above requirements. Where a "special circumstance" occurs, the Auction Committee's decision is final.

3. **IMPORTANT NOTE:** All 4-H members are expected and required to take their own animal into the auction ring, with very few exceptions. Some exceptions may include but are not limited to the following:

a. The 4-H member receives a doctor's note eliminating them from participating in the auction.

b. A family emergency exists that prevents the 4-H member from attending the auction.

c. A 4-H sanctioned event such as a 4-H State Fair competition that conflicts with the time of the auction.

d. The 4-H member is required to report to college or military services on the day of the auction or the day after and needs the auction day to travel. Proof of the report date will be required.

4. Should a 4-H member be unable to participate in the auction (for a reason similar to those above) and would like to submit a request to still have their animal participate, the process is as follows:

a. Discuss the situation with the club's primary and project leaders as well as other club members. If the request has substance and the club and its members are willing to accept responsibility for the animal, obtain a **4-H/FFA Animal Science Project County Fair Absence Request** form, fill it in and have the primary/project leader sign and date it.

b. The form should then be given to the project superintendent(s) by the 4-H member or the club's primary/project leader. The 4-H member should expect to discuss their situation with the project superintendents. (NOTE: a 4-H Volunteer who is both a primary/project leader and a superintendent may not sign the Request form in both capacities. They must choose to either be the primary/project leader

or a superintendent for the purposes of approving the request.)

c. If approved by the superintendent(s), the request is turned into the OSU Extension office for consideration by the 4-H Faculty member and the Auction Committee. The 4-H member will be notified when their request is either approved or denied.

d. If approved, the 4-H member will be required to attend all other classes (showmanship and market) with their animal.

## AUCTION ANIMAL REMOVAL

1. Animals sold during the auction shall be hauled from the fairgrounds Sunday morning following the Fair. **The Junior Livestock Barns shall be closed to all but those contracted for loading out and hauling auction animals between 6 and 11am on Sunday. No breakdown of display areas or removal of materials shall occur during that period.**

2. The Young Farmers or their designated agents shall be responsible for hauling of animals **SOLD ONLY THROUGH THE AUCTION.**

For additional rules/policies, see **Josephine County 4-H Livestock Auction Handbook**, 4-H Animal Science General Rules, Livestock Rules (either 4-H or FFA), the **Auction Sale Catalogue**, Junior Livestock Registration forms for each species, and/or the Memorandum of Understanding (MOU) between sponsoring organizations.

**Checks from the sale may take as long as six weeks or more before they can be issued.**

## MARKET CLASSES - COUNTY CLASS, RIBBONS ONLY

### MARKET STEER

721 300 000 Market Steer (Sale registered steers weighing 1,000 lbs. or more meeting the weight gain requirement and grade). Steers must be dehorned (a maximum of 2 inch scurs are allowed)

### MARKET LAMB



771 300 000 Market Lamb (Sale registered lambs weighing between 110-160 lbs. meeting the average daily gain, grade and birth requirements)

### MARKET HOG

781 300 000 Market Hog (Sale registered hogs weighing between 230-290 lbs. meeting the average daily gain, grade and birth requirements)

### MARKET MEAT GOAT

795 300 000 Market Meat Goat (Sale registered goats weighing between 75-110 lbs. meeting the average daily gain, grade and birth requirements).





# MINI PET MART

## Your Pet's Favorite Store – Paws Down!



**We carry everything you need to keep your pet healthy, happy, and safe!**

Pet Food • Beds • Cages • Carriers • Furniture  
Grooming Products • Healthcare Supplies • Vitamins  
Supplements • Home Care Products • Medications  
Pet Books • Premium Brands • Specialty Products • Toys

- **Competitive Pricing**
- **Assistance with Special Ordering**
- **Carry-Out Service**

*Stop by today and let our knowledgeable staff answer all your pet-related questions.*

### **Brands we carry:**

- Avoderm
- Blue Buffalo
- California Naturals
- Canidae
- Chicken Soup
- Diamond
- Eukanuba
- Evo
- Evolve
- Friskies
- Fromm
- Go!
- Hi-tor
- Iams
- Innova
- Natural Balance
- Nature's Recipe
- Now!
- Nutro
- Pedigree
- Pinnacle
- Pro Plan
- Purina
- Royal Canin
- Science Diet
- Taste of the Wild
- Triumph
- Wellness
- Whiskas

**One  
Stop Pet  
Shop!**



## MINI PET MART

**876 NW 6<sup>th</sup> Street  
541-479-3141**

*"Your Pet's Favorite Store  
Paws Down!"*

**1072 Rogue River Hwy.  
541-479-4641**

**OPEN 7 DAYS A WEEK • Monday - Saturday 9 a.m. - 7 p.m., Sunday 10 a.m. - 6 p.m.**