

January
2018

1

Activity Report for Lea County Information Technology Department

Administrator Robert Lathrop


Table of Contents

- Web Page Reports
- Work Orders
- Network Security Statistics
- Deployed Equipment
- Progress on Projects

Google Analytics Report for Lea County Webpage

Visits

19,573
% of Total: 100.00% (19,573)



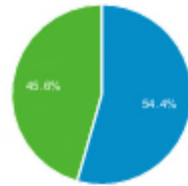
Unique Visitors

11,065
% of Total: 100.00% (11,065)



Visits by Visitor Type

Returning Visitor New Visitor



Visits and Pages / Visit by City

City	Sessions	Pages / Session
Dallas	3,412	1.89
(not set)	2,047	1.90
Carlsbad	1,541	2.02
Albuquerque	1,437	2.28
Lubbock	1,133	1.96
Roswell	658	1.95
Midland	656	1.89
Denver	575	1.99
Austin	548	1.93
Odessa	508	2.16


Pageviews

39,637
% of Total: 100.00% (39,637)



Pages / Visit

2.03
Avg for View: 2.03 (0.00%)



Avg. Visit Duration

00:01:30
Avg for View: 00:01:30 (0.00%)



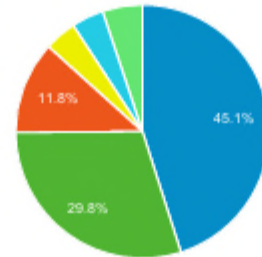
Bounce Rate

63.01%
Avg for View: 63.01% (0.00%)



Visits by Browser

Chrome Safari Internet Explorer Firefox Samsung Internet Other

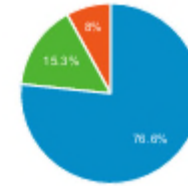


Visits and Pageviews by Mobile (Including Tablet)

Mobile (Including Tablet)	Sessions	Pageviews
Yes	11,654	22,142
No	7,919	17,495

Visits by Traffic Type

organic direct referral



Visits by Keyword

Keyword	Sessions
(not provided)	14,812
(not set)	4,571
lea county detention center roster	18
lea county, nm	14
lcdc roster	9
lea county detention roster	9
lea county event center	8
lea county detention center	7
lea county	6
lea county new mexico	5

Year	Visits
Jan-14	8,098
Jan-15	14,236
Jan-16	14,860
Jan-17	19,801
Jan-18	19,573

Google Analytics Traffic By Pages

<input type="checkbox"/>	Page Title [?]	Pageviews [?] ↓	Unique Pageviews [?]	Avg. Time on Page [?]
		39,637 % of Total: 100.00% (39,637)	32,071 % of Total: 100.00% (32,071)	00:01:28 Avg for View: 00:01:28 (0.00%)
<input type="checkbox"/>	1. LCDC Detainee Roster	9,762 (24.63%)	8,189 (25.53%)	00:03:31
<input type="checkbox"/>	2. Lea County, New Mexico	5,465 (13.79%)	4,267 (13.30%)	00:00:45
<input type="checkbox"/>	3. Departments	2,683 (6.77%)	1,796 (5.60%)	00:00:30
<input type="checkbox"/>	4. Lea County Assessor	2,620 (6.61%)	1,972 (6.15%)	00:02:17
<input type="checkbox"/>	5. Lea County Clerk	1,795 (4.53%)	1,468 (4.58%)	00:01:53
<input type="checkbox"/>	6. Lea County Event Center	1,358 (3.43%)	1,227 (3.83%)	00:00:37
<input type="checkbox"/>	7. Services	1,348 (3.40%)	959 (2.99%)	00:00:27
<input type="checkbox"/>	8. Detention Center	1,214 (3.06%)	1,026 (3.20%)	00:01:23
<input type="checkbox"/>	9. Job Opportunities	838 (2.11%)	767 (2.39%)	00:03:18
<input type="checkbox"/>	10. Search	834 (2.10%)	687 (2.14%)	00:00:33

Work Orders Submitted to IT in January

Work Orders Per Day of Weekday	
Sunday	6
Monday	105
Tuesday	157
Wednesday	127
Thursday	94
Friday	103
Saturday	5

Work Orders Per Staff	
David	122
Gary	180
Gina	127
Robert	168
All	597

Hours Per Work Order	
David	1.03
Gary	1.26
Gina	0.67
Robert	0.93
Average	0.97

Network Security Overview for January

Web Filtering

Malware Blocked	319
-----------------	-----

Top Attack Target

Server05	9
Postage Machine	2

Email Traffic Summary

Inbound Messages	41,737
------------------	--------

Inbound Email Threat Summary

Spam Blocked	4,070
Viruses Blocked	15

Equipment Deployed in January

- 3 New Computers
- 3 Cellular Devices
- 1 New Printer
- 1 New Server Rack

Progress IT Made on Projects in January

- IT has began installing cabling for new time clock system
- 1 IT staff attended NMAC
- IT has began deploying a new end point security solution