


April 2020

Monthly Report for

Lea County Communication Authority



Angela R. Martinez, Director

Table of Contents

Section 1:

Call Statistical Reports

- Monthly Calls by Department
- Call Volume by Percentages

Section 2:

Calls for service

- By NOC (nature of call)
- Out of Town NET's

Section 3:

CodeRED

- CodeRED Count

Section 4:

Training CE hours (continuing education)

- Medical
- Non-Medical

SECTION ONE

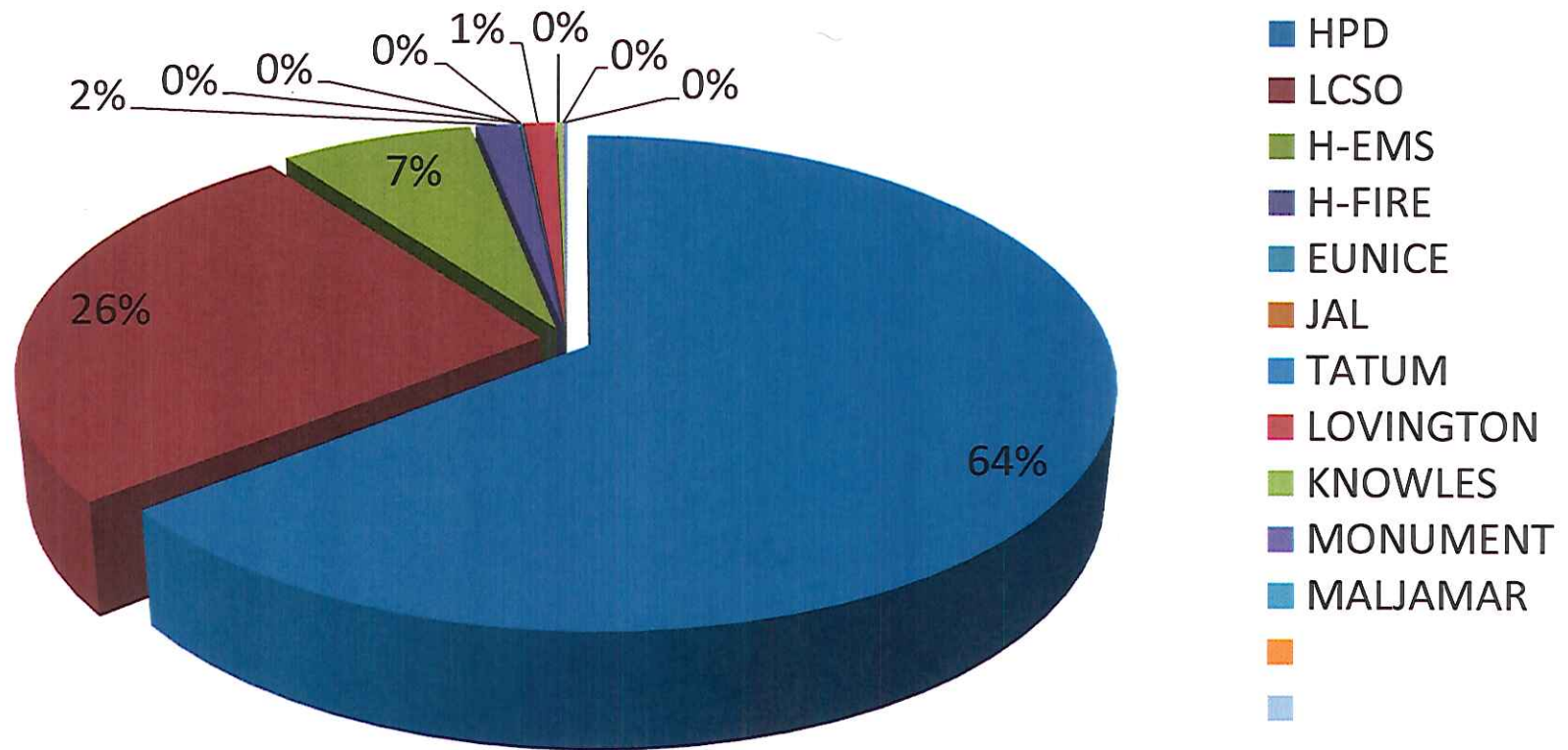
**CALL STATS BY
DEPARTMENT**

**CALL VOLUME BY
PERCENTAGES**

LEA COUNTY COMMUNICATION AUTHORITY CALL STATS

| | LCSO | HPD | H-EMS | H-Fire | Eunice | Jal | Tatum | Lovington | Knowles | Monument | Maljamar | TOTAL |
|-------------------|---------------|---------------|--------------|--------------|-----------|-----------|-----------|--------------|------------|------------|-----------|----------------|
| <i>June</i> | 3,639 | 5,413 | 636 | 175 | 2 | 3 | 0 | 112 | 12 | 22 | 6 | 10,020 |
| <i>July</i> | 3,006 | 5,858 | 716 | 199 | 2 | 8 | 9 | 135 | 25 | 31 | 5 | 9,994 |
| <i>Aug</i> | 2,652 | 5,705 | 658 | 201 | 2 | 6 | 9 | 241 | 15 | 10 | 7 | 9,506 |
| <i>Sept</i> | 2,358 | 5,222 | 631 | 137 | 1 | 5 | 3 | 105 | 15 | 14 | 6 | 8,497 |
| <i>Oct</i> | 2,695 | 5,630 | 662 | 157 | 7 | 4 | 1 | 107 | 7 | 15 | 2 | 9,287 |
| <i>Nov</i> | 2,127 | 5,219 | 625 | 141 | 1 | 4 | 1 | 120 | 8 | 15 | 8 | 8,269 |
| <i>Dec</i> | 2,178 | 5,447 | 680 | 163 | 8 | 5 | 0 | 98 | 18 | 16 | 6 | 8,619 |
| <i>Jan</i> | 2,778 | 6,137 | 679 | 154 | 5 | 13 | 1 | 97 | 9 | 12 | 4 | 9,889 |
| <i>Feb</i> | 2,570 | 6,120 | 569 | 147 | 10 | 3 | 4 | 105 | 4 | 14 | 3 | 9,549 |
| <i>Mar</i> | 2,443 | 6,754 | 687 | 168 | 6 | 6 | 4 | 146 | 12 | 9 | 7 | 10,242 |
| <i>Apr</i> | 1,928 | 4,834 | 524 | 116 | 6 | 1 | 1 | 87 | 18 | 9 | 1 | 7,525 |
| <i>May</i> | | | | | | | | | | | | 0 |
| Total | 28,374 | 62,339 | 7,067 | 1,758 | 50 | 58 | 33 | 1,353 | 143 | 167 | 55 | 101,397 |
| Month Avg. | 2,579 | 5,667 | 642 | 160 | 5 | 5 | 14 | 123 | 13 | 15 | 5 | 9,229 |
| Day Avg. | 86 | 189 | 21 | 5 | 0 | 0 | 0 | 4 | 0 | 1 | 0 | 308 |

Call Volume April 2020



SECTION TWO

**CALLS FOR SERVICE BY
NOC**

**OUT OF TOWN
TRANSPORTS**



LEA COUNTY COMMUNICATION AUTHORITY

Month-to-Date CAD Call Detail

Month-To-Date CAD Received Calls

| Call Nature | 04/02/2020 | 03/04/2020 | 1 mo % | 02/04/2020 | 2 mo % |
|-----------------------------|----------------|----------------|---------|----------------|---------|
| | to 04/30/2020: | to 04/01/2020: | change: | to 03/03/2020: | change: |
| | 3 | 1 | 200.0% | 12 | -75.0% |
| 911 WELFARE CHECK | 296 | 368 | -19.6% | 228 | 29.8% |
| ABANDONED VEHICLE | 34 | 37 | -8.1% | 19 | 78.9% |
| ABDOMINAL PAIN | 6 | 14 | -57.1% | 12 | -50.0% |
| ACCIDENT NO INJ HIT AND RUN | 11 | 22 | -50.0% | 28 | -60.7% |
| ACCIDENT WITH INJURIES | 32 | 59 | -45.8% | 61 | -47.5% |
| ADDITIONAL INFORMATION | 27 | 25 | 8.0% | 30 | -10.0% |
| AGGRAVATED ASSAULT | 5 | 2 | 150.0% | 2 | 150.0% |
| AGGRAVATED BATTERY | 1 | 0 | N/A | 1 | 0.0% |
| ALARM | 196 | 209 | -6.2% | 210 | -6.7% |
| ALLERGIC REACTION | 1 | 0 | N/A | 3 | -66.7% |
| AMBULANCE | 71 | 97 | -26.8% | 80 | -11.3% |
| ANIMAL BITES | 5 | 12 | -58.3% | 3 | 66.7% |
| ANIMAL CONTROL | 171 | 212 | -19.3% | 213 | -19.7% |
| ANY DRUG ACTIVITY | 18 | 20 | -10.0% | 29 | -37.9% |
| ASSAULT | 2 | 1 | 100.0% | 3 | -33.3% |
| ASSIST ELDERLY | 1 | 2 | -50.0% | 4 | -75.0% |
| ASSIST OTHER AGENCY | 37 | 61 | -39.3% | 51 | -27.5% |
| ATTEMPT TO LOCATE | 39 | 76 | -48.7% | 116 | -66.4% |
| ATTEMPTED SUICIDE | 0 | 0 | N/A | 2 | -100.0% |
| AUTO BURGLARY | 26 | 39 | -33.3% | 16 | 62.5% |
| BACK PAIN | 6 | 3 | 100.0% | 7 | -14.3% |
| BACKGROUND CHECKS | 2 | 2 | 0.0% | 0 | N/A |
| BARKING DOG | 3 | 6 | -50.0% | 11 | -72.7% |
| BATTERY | 31 | 21 | 47.6% | 25 | 24.0% |
| BBGUN | 2 | 1 | 100.0% | 0 | N/A |
| BE ON THE LOOKOUT | 3 | 7 | -57.1% | 2 | 50.0% |
| BEES | 0 | 1 | -100.0% | 0 | N/A |
| BLEEDING/HEMORRHAGE | 10 | 8 | 25.0% | 11 | -9.1% |
| BREAKING AND ENTERING | 31 | 39 | -20.5% | 25 | 24.0% |


| | | | | | |
|--------------------------------|-----|-----|---------|-----|---------|
| BREATHING PROBLEMS | 35 | 46 | -23.9% | 45 | -22.2% |
| BUILDING WATCH | 0 | 1 | -100.0% | 0 | N/A |
| BURGLARY | 3 | 0 | N/A | 5 | -40.0% |
| BURNS | 0 | 1 | -100.0% | 0 | N/A |
| CARBON MONOXIDE POISONING | 2 | 2 | 0.0% | 1 | 100.0% |
| CHECK AREAS | 174 | 151 | 15.2% | 139 | 25.2% |
| CHEST DISCOMFORT/HEART PROBLEM | 27 | 21 | 28.6% | 28 | -3.6% |
| CHILD ABUSE OR NEGLECT | 6 | 9 | -33.3% | 5 | 20.0% |
| CHILD ENTICEMENT | 0 | 1 | -100.0% | 0 | N/A |
| CHILDREN PLAYING IN STREET | 0 | 1 | -100.0% | 0 | N/A |
| CHOKING | 4 | 4 | 0.0% | 2 | 100.0% |
| CIVIL DISPUTE | 33 | 46 | -28.3% | 44 | -25.0% |
| CLOSE PATROL | 640 | 607 | 5.4% | 495 | 29.3% |
| CODE ENFORCEMENT | 18 | 21 | -14.3% | 10 | 80.0% |
| COMMERCIAL BURGLARY | 7 | 8 | -12.5% | 9 | -22.2% |
| COMMERCIAL FIRE | 11 | 14 | -21.4% | 9 | 22.2% |
| CONFINED SPACE RESCUE | 0 | 1 | -100.0% | 1 | -100.0% |
| CONTRIBUTING TO MINOR | 1 | 0 | N/A | 0 | N/A |
| COUNTERFEIT MONEY OR | 2 | 8 | -75.0% | 10 | -80.0% |
| DOCUMENTS | | | | | |
| COURT REMAND | 0 | 3 | -100.0% | 4 | -100.0% |
| COURTESY TRANSPORT | 4 | 16 | -75.0% | 21 | -81.0% |
| CRIMINAL DAMAGE TO PROPERTY | 32 | 27 | 18.5% | 36 | -11.1% |
| CRIMINAL SEXUAL CONTACT | 1 | 6 | -83.3% | 5 | -80.0% |
| CRIMINAL SEXUAL PENETRATION | 3 | 1 | 200.0% | 4 | -25.0% |
| CRIMINAL TRESPASS | 31 | 11 | 181.8% | 10 | 210.0% |
| CRUELTY TO ANIMALS | 4 | 2 | 100.0% | 4 | 0.0% |
| CUSTODY DISPUTE | 28 | 17 | 64.7% | 18 | 55.6% |
| DIABETIC SHOCK OR COMA | 13 | 21 | -38.1% | 12 | 8.3% |
| DISPATCH INFORMATION | 8 | 9 | -11.1% | 8 | 0.0% |
| DISTURBANCE | 4 | 1 | 300.0% | 0 | N/A |
| DOMESTIC DISTURBANCE | 189 | 208 | -9.1% | 149 | 26.8% |
| DRINKING IN PUBLIC | 1 | 0 | N/A | 0 | N/A |
| DRUNK DRIVER | 13 | 16 | -18.8% | 19 | -31.6% |
| DUMPSTER FIRE | 1 | 0 | N/A | 0 | N/A |
| ELDERLY ABUSE | 1 | 1 | 0.0% | 0 | N/A |
| ELECTRIC SHOCK | 0 | 1 | -100.0% | 0 | N/A |
| ELECTRICAL EMERGENCY | 1 | 6 | -83.3% | 2 | -50.0% |
| ELEVATOR RESCUE | 0 | 1 | -100.0% | 1 | -100.0% |
| EMBEZZLEMENT | 1 | 1 | 0.0% | 3 | -66.7% |
| EMERGENCY MESSAGE | 0 | 1 | -100.0% | 0 | N/A |

| | | | | | |
|--------------------------------|-----|-----|---------|-----|---------|
| ESCAPE FROM CUSTODY | 0 | 1 | -100.0% | 0 | N/A |
| ESCORT | 39 | 11 | 254.5% | 16 | 143.8% |
| EVICTON | 6 | 5 | 20.0% | 15 | -60.0% |
| EXPLOSIVE DEVICES | 0 | 0 | N/A | 1 | -100.0% |
| EXTORTION | 1 | 0 | N/A | 0 | N/A |
| EYE PROBLEMS | 0 | 1 | -100.0% | 1 | -100.0% |
| FAIL TO REG AS SEX OFFENDER | 2 | 0 | N/A | 0 | N/A |
| FALLS/ACCIDENTS | 57 | 62 | -8.1% | 72 | -20.8% |
| FALSELY OBTAINING SERVICES | 1 | 1 | 0.0% | 4 | -75.0% |
| FIGHT IN PROGRESS | 35 | 35 | 0.0% | 32 | 9.4% |
| FIRE | 15 | 12 | 25.0% | 18 | -16.7% |
| FIREWORKS | 1 | 0 | N/A | 0 | N/A |
| FLAGGED DOWN | 33 | 40 | -17.5% | 31 | 6.5% |
| FOLLOW UP | 92 | 98 | -6.1% | 98 | -6.1% |
| FORGERY | 0 | 0 | N/A | 2 | -100.0% |
| FOUND CHILD | 1 | 0 | N/A | 1 | 0.0% |
| FOUND NARCOTICS OR PARAPHERNAL | 7 | 4 | 75.0% | 6 | 16.7% |
| FOUND PROPERTY | 26 | 15 | 73.3% | 21 | 23.8% |
| FRAUD | 16 | 14 | 14.3% | 29 | -44.8% |
| GAS LEAK | 14 | 8 | 75.0% | 22 | -36.4% |
| GAS SKIP | 0 | 3 | -100.0% | 1 | -100.0% |
| GO-CART/OFF ROAD VEHICLES | 65 | 37 | 75.7% | 11 | 490.9% |
| GRAFFITI | 19 | 17 | 11.8% | 7 | 171.4% |
| GRASS FIRE | 11 | 11 | 0.0% | 11 | 0.0% |
| H&R INJURY ACCI | 0 | 0 | N/A | 1 | -100.0% |
| HARASSMENT | 21 | 18 | 16.7% | 13 | 61.5% |
| HEADACHE | 2 | 4 | -50.0% | 0 | N/A |
| IDENTITY THEFT | 1 | 2 | -50.0% | 5 | -80.0% |
| ILLEGAL BURNING | 7 | 4 | 75.0% | 6 | 16.7% |
| ILLEGAL DUMPING | 17 | 16 | 6.2% | 11 | 54.5% |
| ILLEGAL HOOKUP | 0 | 2 | -100.0% | 0 | N/A |
| ILLNESS | 79 | 84 | -6.0% | 51 | 54.9% |
| IN TOWN NET | 31 | 42 | -26.2% | 51 | -39.2% |
| INCORRIGIBLE CHILD | 19 | 13 | 46.2% | 29 | -34.5% |
| INDECENT EXPOSURE | 3 | 2 | 50.0% | 4 | -25.0% |
| INDUSTRIAL ACCIDENT | 0 | 1 | -100.0% | 0 | N/A |
| INFORMATION REPORT | 201 | 313 | -35.8% | 332 | -39.5% |
| INTOXICATED PERSON | 23 | 22 | 4.5% | 23 | 0.0% |
| INVESTIGATIVE | 62 | 148 | -58.1% | 86 | -27.9% |
| KIDNAPPING | 1 | 0 | N/A | 1 | 0.0% |
| LARCENY | 41 | 46 | -10.9% | 61 | -32.8% |

| | | | | | |
|-------------------------------|-----|-----|---------|-----|---------|
| LINES/WIRES DOWN | 3 | 7 | -57.1% | 0 | N/A |
| LIQUID SPILLS AND LEAKS | 3 | 5 | -40.0% | 1 | 200.0% |
| LIVESTOCK | 40 | 43 | -7.0% | 40 | 0.0% |
| LOITERING | 2 | 0 | N/A | 0 | N/A |
| LOST OR STOLEN PROPERTY | 20 | 35 | -42.9% | 36 | -44.4% |
| LOUD MUSIC | 108 | 72 | 50.0% | 52 | 107.7% |
| LOUD PARTY | 18 | 18 | 0.0% | 13 | 38.5% |
| MAN DOWN | 4 | 4 | 0.0% | 2 | 100.0% |
| MEDICAL STANDBY | 0 | 3 | -100.0% | 3 | -100.0% |
| MENTAL EVALUATION | 33 | 27 | 22.2% | 27 | 22.2% |
| MISSING PERSON | 11 | 11 | 0.0% | 6 | 83.3% |
| MOTORIST ASSIST | 60 | 67 | -10.4% | 86 | -30.2% |
| NOISE DISTURBANCE | 45 | 29 | 55.2% | 23 | 95.7% |
| OILFIELD THEFT | 6 | 7 | -14.3% | 9 | -33.3% |
| OTHER AGENCY AFTER HOURS | 20 | 28 | -28.6% | 43 | -53.5% |
| OUT OF TOWN NET | 29 | 52 | -44.2% | 50 | -42.0% |
| OVERDOSE | 4 | 7 | -42.9% | 6 | -33.3% |
| PARKING VIOLATION | 51 | 199 | -74.4% | 48 | 6.2% |
| PEDESTRIAN STOP | 32 | 54 | -40.7% | 50 | -36.0% |
| PHONE CALLS | 3 | 9 | -66.7% | 19 | -84.2% |
| PORNOGRAPHY | 1 | 1 | 0.0% | 0 | N/A |
| POSSESSION CNTRL'D SUBSTANCE | 0 | 0 | N/A | 2 | -100.0% |
| PREGNANCY | 2 | 5 | -60.0% | 2 | 0.0% |
| PRISONER TRANSPORT | 5 | 6 | -16.7% | 18 | -72.2% |
| PROBATION OR PAROLE VIOLATION | 0 | 0 | N/A | 2 | -100.0% |
| PROSTITUTION | 0 | 1 | -100.0% | 0 | N/A |
| PROWLER | 7 | 6 | 16.7% | 8 | -12.5% |
| PUBLIC AFFRAY | 0 | 2 | -100.0% | 1 | -100.0% |
| PUBLIC SERVICE CALL | 629 | 591 | 6.4% | 644 | -2.3% |
| RAPE | 0 | 2 | -100.0% | 1 | -100.0% |
| RECEIVING STOLEN PROPERTY | 2 | 0 | N/A | 0 | N/A |
| RECKLESS DRIVER | 136 | 202 | -32.7% | 214 | -36.4% |
| RECOVERED STOLEN PROPERTY | 4 | 7 | -42.9% | 12 | -66.7% |
| RECOVERED STOLEN VEHICLE | 10 | 2 | 400.0% | 7 | 42.9% |
| REPOSSESSION | 2 | 21 | -90.5% | 11 | -81.8% |
| RESIDENTIAL BURGLARY | 10 | 9 | 11.1% | 11 | -9.1% |
| RESISTING, EVADING AN OFFICER | 1 | 2 | -50.0% | 1 | 0.0% |
| RETURNED RUNAWAY | 4 | 4 | 0.0% | 4 | 0.0% |
| RIDE ALONG | 0 | 8 | -100.0% | 4 | -100.0% |
| ROBBERY | 6 | 2 | 200.0% | 1 | 500.0% |
| RUNAWAY | 12 | 13 | -7.7% | 9 | 33.3% |

| | | | | | |
|--------------------------------|-------|-------|---------|-------|---------|
| SEARCH WARRANT | 3 | 8 | -62.5% | 5 | -40.0% |
| SEIZURES | 13 | 21 | -38.1% | 26 | -50.0% |
| SHOPLIFTING | 51 | 51 | 0.0% | 76 | -32.9% |
| SHOTS FIRED | 76 | 62 | 22.6% | 37 | 105.4% |
| SKATEBOARDERS | 0 | 2 | -100.0% | 1 | -100.0% |
| SMOKE SMELL | 2 | 3 | -33.3% | 0 | N/A |
| SOLICITORS | 1 | 2 | -50.0% | 2 | -50.0% |
| SQUATTERS | 4 | 9 | -55.6% | 0 | N/A |
| STABBING | 1 | 2 | -50.0% | 1 | 0.0% |
| STALKING | 1 | 0 | N/A | 1 | 0.0% |
| STALLED VEHICLE | 8 | 8 | 0.0% | 10 | -20.0% |
| STANDBY | 75 | 72 | 4.2% | 59 | 27.1% |
| STOLEN VEHICLE | 48 | 38 | 26.3% | 49 | -2.0% |
| STROKE | 3 | 7 | -57.1% | 6 | -50.0% |
| STRUCTURE FIRE | 22 | 20 | 10.0% | 37 | -40.5% |
| SUBJECT ON A BIKE | 11 | 39 | -71.8% | 47 | -76.6% |
| SUBJECT WITH A GUN | 15 | 9 | 66.7% | 13 | 15.4% |
| SUMMONS/SUBPEONA SERVICE | 4 | 2 | 100.0% | 5 | -20.0% |
| SUSPICIOUS PERSON/CIRCUMSTANCE | 281 | 305 | -7.9% | 328 | -14.3% |
| TAMPERING W/MOTOR VEHICLE | 23 | 16 | 43.8% | 15 | 53.3% |
| TEMPORARY TRO SERVICE | 69 | 82 | -15.9% | 74 | -6.8% |
| TEST CALL | 47 | 6 | 683.3% | 7 | 571.4% |
| THREATS | 21 | 19 | 10.5% | 15 | 40.0% |
| TRAFFIC ACCIDENT NO INJURIES | 65 | 92 | -29.3% | 132 | -50.8% |
| TRAFFIC ACCIDENT PRIVATE PROP | 38 | 49 | -22.4% | 58 | -34.5% |
| TRAFFIC CONTROL | 5 | 15 | -66.7% | 17 | -70.6% |
| TRAFFIC HAZARD | 55 | 45 | 22.2% | 55 | 0.0% |
| TRAFFIC STOP | 1,290 | 2,735 | -52.8% | 3,216 | -59.9% |
| TRAUMA WITH INJURY | 4 | 11 | -63.6% | 2 | 100.0% |
| TROUBLE TO ENSUE | 6 | 3 | 100.0% | 4 | 50.0% |
| TROUBLE WITH SUBJECTS | 160 | 131 | 22.1% | 111 | 44.1% |
| UNATTENDED CHILD | 10 | 16 | -37.5% | 7 | 42.9% |
| UNATTENDED DEATH | 1 | 1 | 0.0% | 0 | N/A |
| UNCONSCIOUS/UNRESPONSIVE | 29 | 39 | -25.6% | 32 | -9.4% |
| UNKNOWN PROBLEM | 42 | 37 | 13.5% | 30 | 40.0% |
| UNSECURE BLDG | 6 | 12 | -50.0% | 9 | -33.3% |
| UNSECURE VEHICLE | 7 | 8 | -12.5% | 1 | 600.0% |
| UNWANTED SUBJECT | 117 | 100 | 17.0% | 132 | -11.4% |
| VANADALISM/GRAFFITI | 0 | 1 | -100.0% | 2 | -100.0% |
| VEHICLE FIRE | 4 | 7 | -42.9% | 6 | -33.3% |
| VERBAL DISPUTE | 1 | 3 | -66.7% | 1 | 0.0% |

| | | | | | |
|-------------------------------|-----|-----|---------|-----|---------|
| VICIOUS DOG | 0 | 6 | -100.0% | 2 | -100.0% |
| VICTIM NOTIFICATION | 18 | 22 | -18.2% | 16 | 12.5% |
| VIN INSPECTION | 1 | 2 | -50.0% | 13 | -92.3% |
| VIOLATION OF PROTECTION ORDER | 9 | 10 | -10.0% | 10 | -10.0% |
| VISIBLE SMOKE | 3 | 2 | 50.0% | 10 | -70.0% |
| WALK THROUGH | 10 | 45 | -77.8% | 21 | -52.4% |
| WANTED PERSON | 63 | 125 | -49.6% | 123 | -48.8% |
| WEATHER INFORMATION | 0 | 0 | N/A | 1 | -100.0% |
| WELFARE CHECK | 136 | 173 | -21.4% | 150 | -9.3% |
| WORTHLESS CHECKS | 0 | 1 | -100.0% | 1 | -100.0% |

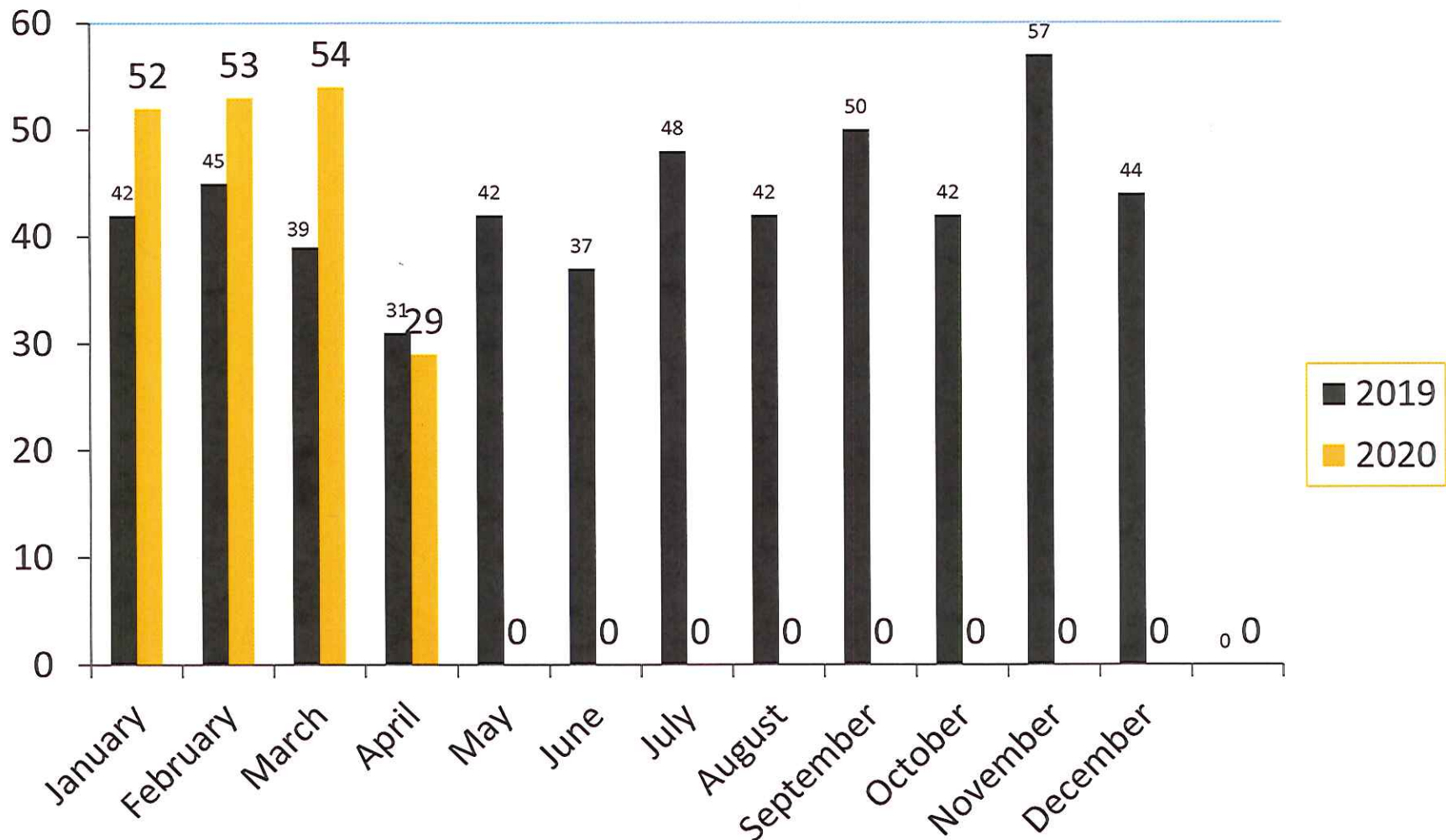
**Report Includes:**

All Dates between `00:00:00 02/04/20` and `23:59:59 04/30/20`, All Cities

Out of Town Transports

| | JAN | FEB | MAR | APR | MAY | JUN | JUL | AUG | SEPT | OCT | NOV | DEC | TOTAL |
|-------|-----|-----|-----|-----|-----|-----|-----|-----|------|-----|-----|-----|-------|
| 2013 | 41 | 39 | 37 | 46 | 51 | 46 | 40 | 54 | 62 | 43 | 68 | 67 | 594 |
| 2014 | 57 | 63 | 56 | 45 | 43 | 43 | 47 | 45 | 50 | 50 | 36 | 52 | 587 |
| 2015 | 56 | 43 | 63 | 55 | 48 | 67 | 63 | 61 | 48 | 53 | 65 | 57 | 679 |
| 2016 | 53 | 55 | 55 | 60 | 61 | 61 | 48 | 31 | 36 | 36 | 30 | 36 | 562 |
| 2017 | 29 | 35 | 52 | 35 | 44 | 38 | 41 | 44 | 33 | 38 | 33 | 29 | 451 |
| 2018 | 32 | 28 | 40 | 41 | 45 | 36 | 47 | 40 | 51 | 47 | 35 | 35 | 477 |
| 2019 | 42 | 45 | 39 | 31 | 42 | 37 | 48 | 42 | 50 | 42 | 57 | 44 | 519 |
| 2020 | 52 | 53 | 54 | 29 | | | | | | | | | 188 |
| 2021 | | | | | | | | | | | | | |
| 2022 | | | | | | | | | | | | | |
| 2023 | | | | | | | | | | | | | |
| 2024 | | | | | | | | | | | | | |
| Total | 362 | 361 | 396 | 342 | 334 | 328 | 334 | 317 | 330 | 309 | 324 | 320 | 4,057 |

OUT OF TOWN TRANSPORTS



SECTION THREE

CODERED COUNTS

CODE RED COUNTS

SIGN UP TOTALS 2020

| | Total Count | Business Count | Email Count | Text Count |
|--------------|-------------|----------------|-------------|------------|
| <i>Jan</i> | 23616 | 3460 | 943 | 1210 |
| <i>Feb</i> | 23616 | 3460 | 943 | 1210 |
| <i>March</i> | 23616 | 3460 | 943 | 1210 |
| <i>April</i> | 37662 | 4398 | 988 | 1367 |
| <i>May</i> | | | | |
| <i>June</i> | | | | |
| <i>July</i> | | | | |
| <i>Aug</i> | | | | |
| <i>Sept</i> | | | | |
| <i>Oct</i> | | | | |
| <i>Nov</i> | | | | |
| <i>Dec</i> | | | | |

SECTION FOUR

TRAINING CE HOURS

MEDICAL

NON-MEDICAL

Document Summary

15 Rows, Generated by Dannette Flores 5/1/2020 10:19 AM Mountain Standard Time

| Document Name | Folder | Published Revision Date | Published Revision File Type | Last Review | Next Review | Has Draft | Open Workflows | Archived Revisions | Published Revision Signatures Needed | Published Revision Signatures Received | Total Signatures |
|---|-------------------------|-------------------------|------------------------------|-------------|-------------|-----------|----------------|--------------------|--------------------------------------|--|------------------|
| New Document | ROLL CALLS / April 2020 | | | | | No | 0 | 1 | 0 | 0 | 0 |
| 911-Dispatcher-Burnout | ROLL CALLS / April 2020 | 4/8/2020 12:00:00 AM | html | | | No | 0 | 0 | 2 | 23 | 23 |
| Sustaining 911 Resilience During COVID-19 | ROLL CALLS / April 2020 | 4/9/2020 12:00:00 AM | html | | | No | 0 | 0 | 2 | 23 | 23 |
| 3-Long-Term-Strategies-For-Success | ROLL CALLS / April 2020 | 4/9/2020 12:00:00 AM | pdf | | | No | 0 | 0 | 2 | 23 | 23 |
| Handling 911 Abandoned Calls | ROLL CALLS / April 2020 | 4/9/2020 3:25:08 PM | docx | | | No | 0 | 0 | 2 | 23 | 23 |
| Address Alerts COVID-19 | ROLL CALLS / April 2020 | 4/9/2020 3:27:30 PM | docx | | | No | 0 | 0 | 2 | 23 | 23 |
| APCO CDE Article #54563- Promotions Without Degrees | ROLL CALLS / April 2020 | 4/9/2020 3:28:50 PM | pdf | | | No | 0 | 0 | 2 | 23 | 23 |
| APCO EMD Illuminations #53713- Complacency In Emd | ROLL CALLS / April 2020 | 4/9/2020 3:30:10 PM | pdf | | | No | 0 | 0 | 3 | 22 | 22 |
| Call Processing Roll Call-1 | ROLL CALLS / April 2020 | 4/9/2020 3:31:46 PM | docx | | | No | 0 | 0 | 2 | 23 | 23 |
| CodeRed (P) | ROLL CALLS / April 2020 | 4/9/2020 3:33:17 PM | pdf | | | No | 0 | 0 | 2 | 23 | 23 |

| | | | | | | | | | |
|---|-------------------------|----------------------|-----|----|---|---|---|----|----|
| LCCA Base Station At REDA (P) | ROLL CALLS / April 2020 | 4/9/2020 3:34:51 PM | pdf | No | 0 | 0 | 2 | 23 | 23 |
| One Call Now (P) | ROLL CALLS / April 2020 | 4/9/2020 3:36:14 PM | pdf | No | 0 | 0 | 2 | 23 | 23 |
| Sustaining 911 Resilience During COVID-19 (2) | ROLL CALLS / April 2020 | | | No | 0 | 1 | 0 | 0 | 0 |
| TTY / TDD (P) | ROLL CALLS / April 2020 | 4/9/2020 3:39:55 PM | pdf | No | 0 | 0 | 2 | 23 | 23 |
| Whelen Siren (P) | ROLL CALLS / April 2020 | 4/9/2020 12:00:00 AM | pdf | No | 0 | 0 | 2 | 23 | 23 |

Signatures Needed Summary

3 Rows, Generated by Dannette Flores 5/1/2020 10:18 AM Mountain Standard Time

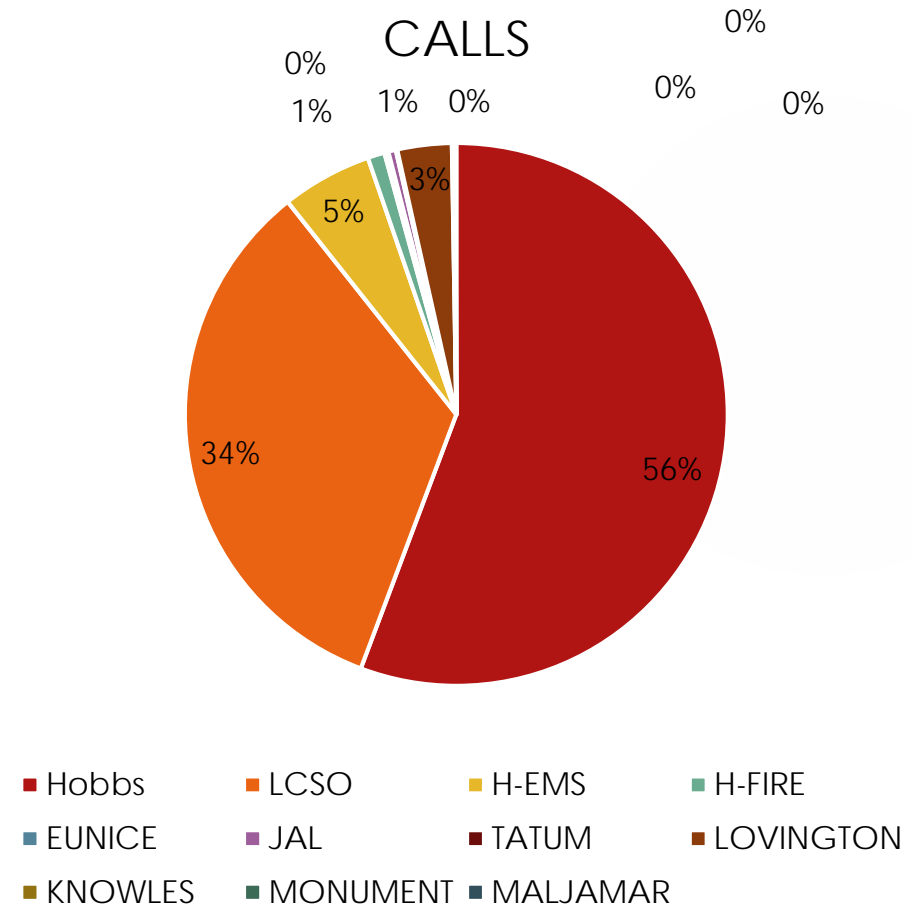
| Username | Last Name | First Name | Job Title | Location | Count |
|--------------------------|-----------|------------|------------------------------------|-------------------------------------|-------|
| cpatterson@leacounty.net | Patterson | Chelsea | Emergency Communication Specialist | Lea County Communication Authority | 13 |
| ssingleton@leacounty.net | Singleton | Sonya | Emergency Communication Specialist | 3720 W. College Ln. Hobbs, NM 88240 | 13 |
| kwebb@leacounty.net | Webb | Kelsey | Emergency Communication Specialist | Lea County Communication Authority | 1 |

LCCA April Calls For Service

1

By Department

| | |
|--------------|--------------|
| HOBBS | 4,834 |
| LCSO | 1,928 |
| H-EMS | 524 |
| H-FIRE | 116 |
| EUNICE | 6 |
| JAL | 1 |
| TATUM | 1 |
| LOVINGTON | 87 |
| KNOWLES | 18 |
| MONUMENT | 9 |
| MALJAMAR | 1 |
| TOTAL | 7,525 |



Calls For Service By NOC

2

INCREASE

Accidents

911 Open Lines/Welfare Checks

Alarms

Building Watches

Grass Fires

Auto Burglaries

Animal Control calls

DECREASE

u Breaking and Entering

u Commercial Burglaries

u Fires

u Fraud

Close Patrols

Out of Town Transports/Code Red

3

OUT OF TOWN TRANSPORTS

Out of Town Transports 29

CONTINUING EDUCATION

All Dispatchers are current on their CE Hours, Medical and Non-Medical- Keeping track in our new program PowerDMS.

STAFFING

We have 3 openings

CODE RED COUNTS

| | |
|------------|--------|
| u Citizens | 37,616 |
| u Business | 4,398 |
| u Emails | 988 |
| u Text | 1,367 |

