

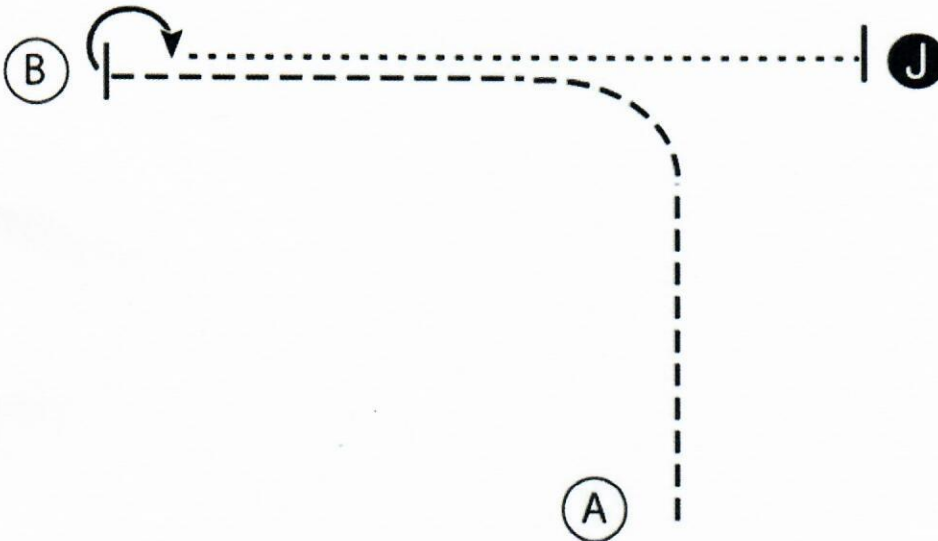
# Manatee County Show

## Junior showmanship

Show Date: 01-03-2021

Class 6

Junior Showmanship



1. Trot from A to B.
2. Stop and perform a 180 degree turn.
3. Walk to Judge and set up for inspection.
4. When dismissed follow instructions of ring steward.

Walk - - - - -

Trot - - - - -

Back ←

Marker (B)

Judge (J)

[S/1-11]

Pattern Provided by:

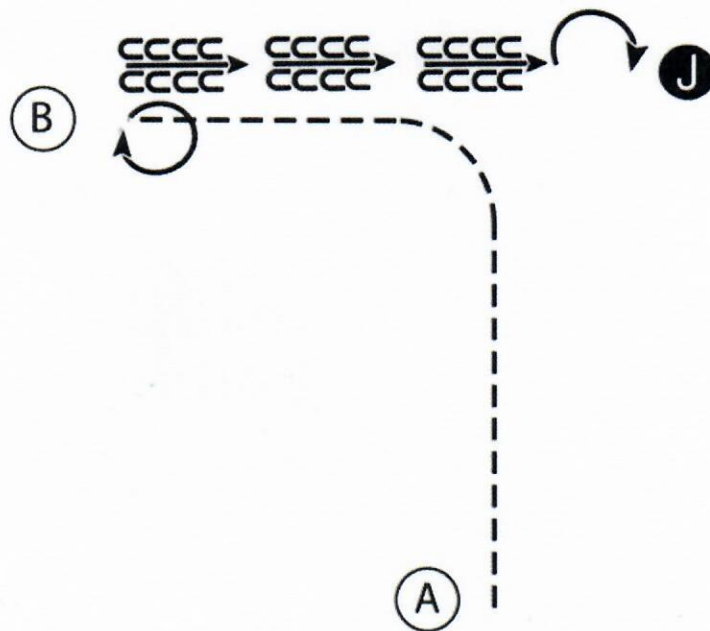
Caitlin Daniels

# Manatee county show

## Senior showmanship

Show Date: 01-03-2021

Class 7



1. Trot from A to B.
2. Stop and perform a 360 degree turn.
3. Back to the Judge, perform a 180 degree turn and set up for inspection.
4. When dismissed follow instructions from the ring steward.

Walk .....  
Trot - - - - -  
Back ←   
Marker (B)  
Judge (J)

[S/3-13]

Pattern Provided by:

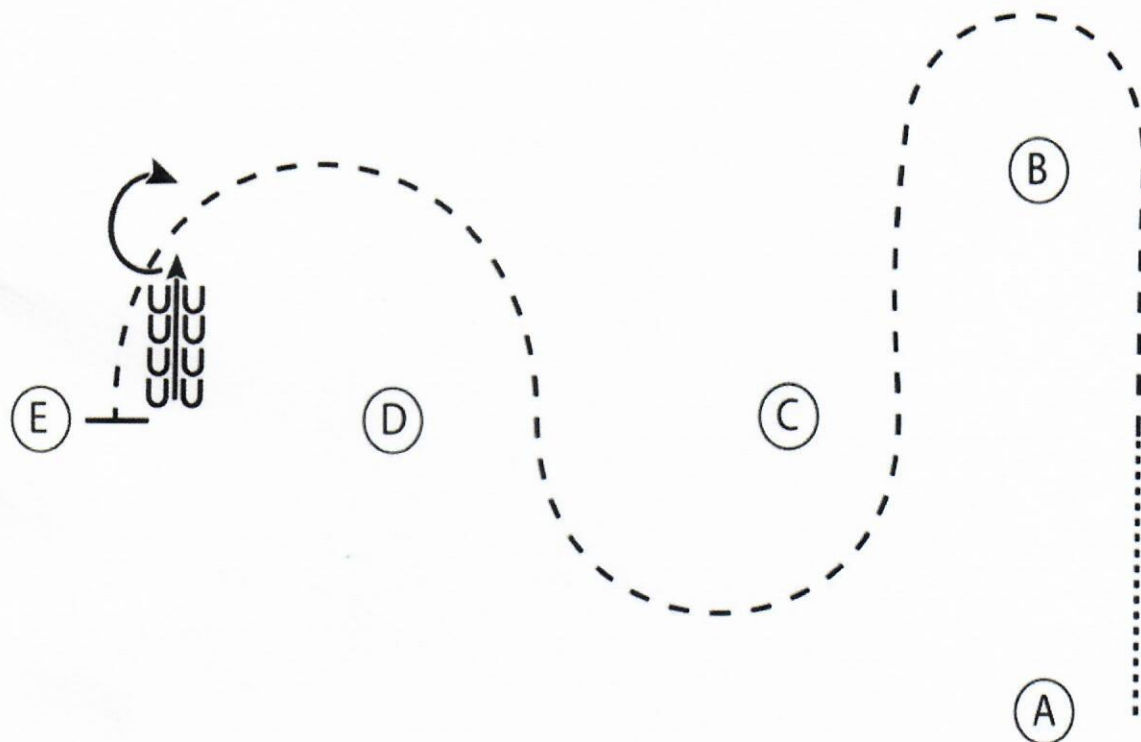
*Caitlin Daniels*

# Manatee county show

## Walk trot equitation (English & western)

Show Date: 01-03-2021

Class 8



1. Walk half way from A to B
2. Sitting trot to B
3. Posting trot at B, around C and D to E, performing proper diagonal changes
4. Stop at E and back 4 steps
5. Perform a 180 degree turn to the right on the hindquarters

Walk	.....
Trot	-----
Extended Trot	- - - - -
Canter	—————
Leg Yield	
Lead Change	///
Back	←←←←←
Marker	(B)
Sidepass	←- - - -→

[HSE/WT-3]

Pattern Provided by:

*Caitlin Daniels*

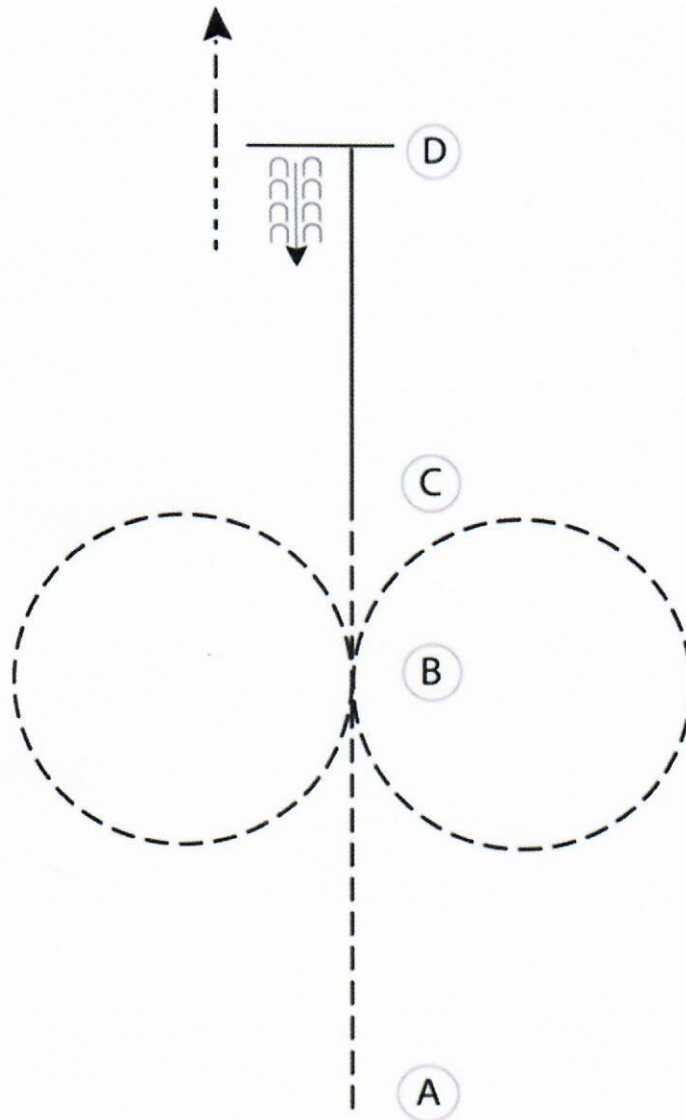


# Manatee county show

## Junior equitation wtc

Show Date: 01-03-2021

Class 12



1. Sitting trot from A to B
2. Perform a figure eight at the posting trot starting to the right
3. Continue posting trot to C
4. Canter right lead to D
5. At D stop and back five steps
6. Walk five steps and trot to the line

Walk	-----
Trot	- - - - -
Extended Trot	=====
Canter	=====
Leg Yield	
Lead Change	↗ ↘
Back	← ← ← ← ←
Marker	⊙ B
Sidepass	← ← ← ← ←
Hand Gallop	=====

[HSE/1-5]

Pattern Provided by:

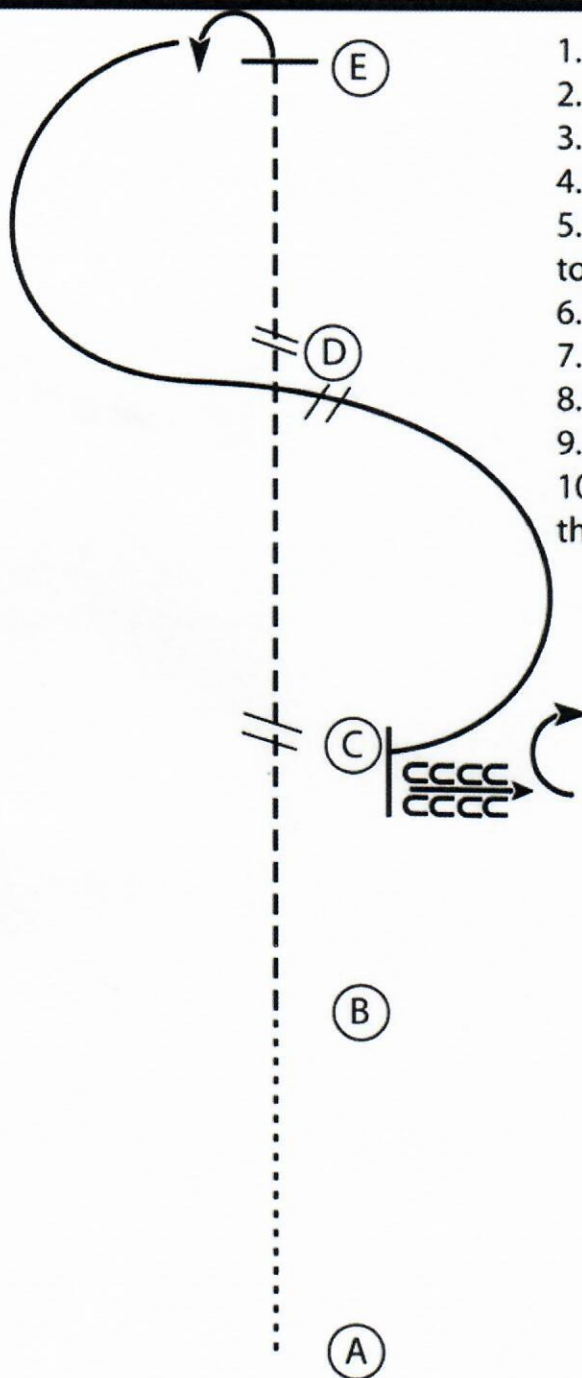
*Caitlin Daniels*

# Manatee county show

## Senior equitation wtc

Show Date: 01-03-2021

Class 13



1. Walk A to B
2. Posting trot on the right diagonal B to C
3. Posting trot on the left diagonal C to D
4. Posting trot right diagonal D to E
5. Stop at E and perform a 90 degree turn to the left
6. Canter a half circle on the left lead to D
7. At D perform a lead change
8. Canter a half circle on the right lead to C
9. At C stop and back 4 steps
10. Perform a 90 degree turn to the right on the forehand

Walk	.....
Trot	-----
Extended Trot	-----
Canter	-----
Leg Yield	
Lead Change	///
Back	CCCCC
Marker	(B)
Sidepass	----->

[HSE/3-4]

Pattern Provided by:

*Caitlin Daniels*

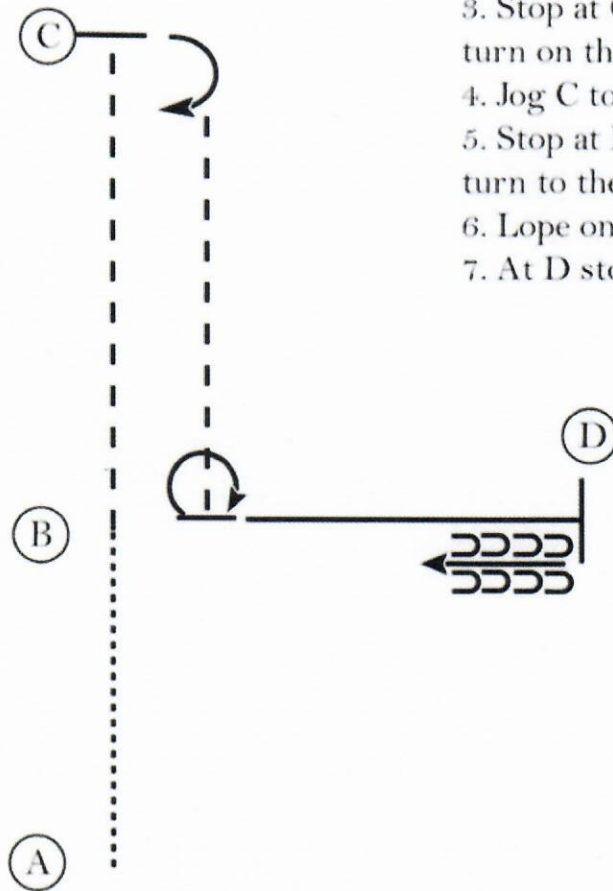
# Manatee county snow

## Junior horsemanship wtc

Show Date: 01-03-2021

Class 16

1. Walk A to B.
2. At B jog to C.
3. Stop at C and perform a 180 degree turn on the hindquarter to the right.
4. Jog C to B.
5. Stop at B and perform a 270 degree turn to the right on the hindquarter.
6. Lope on the left lead to D.
7. At D stop and back three steps.



Walk	.....
Jog	-----
Extended Jog	-----
Lope	=====
Leg Yield	
Lead Change	↗↘
Back	←←←←←
Marker	(B)
Sidepass	←- - - ->

[WH/1-13]

Pattern Provided by:

*Caitlin Daniels*

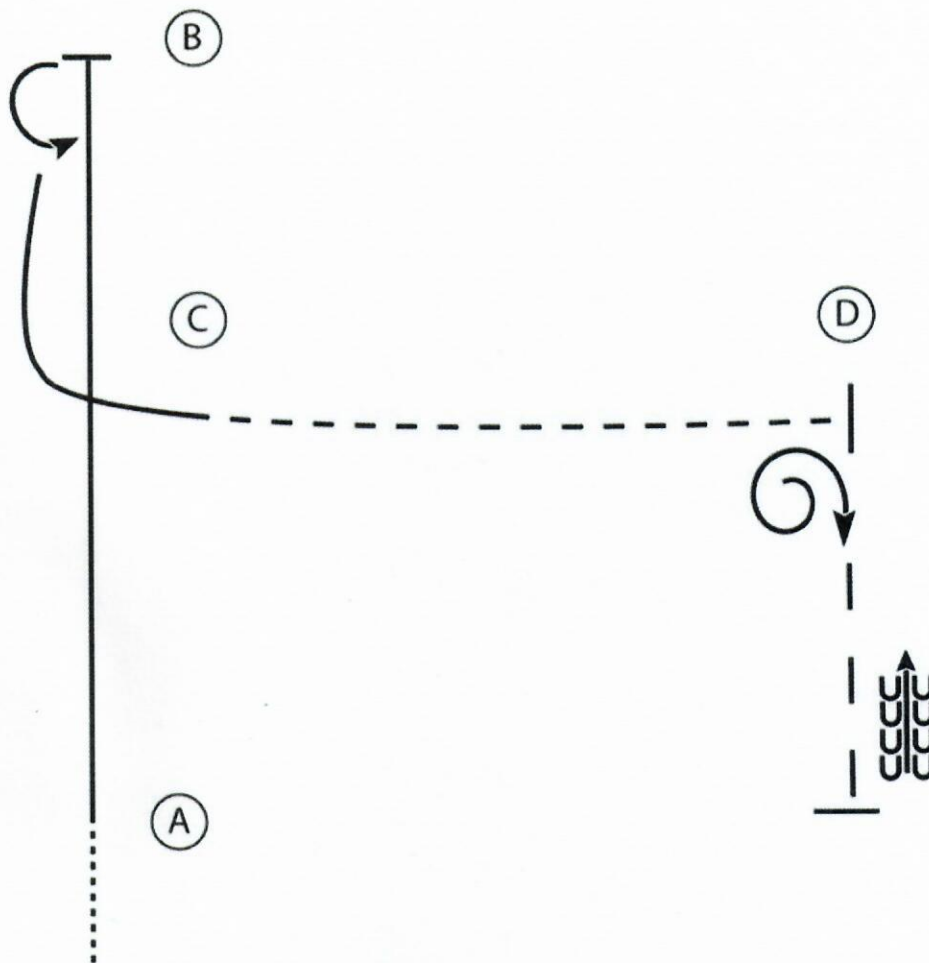


# Manatee county show

## Senior horsemanship wtc

Show Date: 01-03-2021

Class 17



1. Walk to A
2. At A lope on the right lead
3. At C extend the lope to B
4. Stop at B and perform a 180 degree turn to the left on the hindquarters
5. Lope around C
6. At C jog to D
7. Stop at D and perform a 450 degree turn to the right on the hindquarters
8. Extend the jog until even with A
9. Stop when even with A and back.

Walk	.....
Jog	-----
Extended Jog	—————
Lope	—————
Leg Yield	
Lead Change	↗↘
Back	←←←←←
Marker	(B)
Sidepass	←-----→

[WH/3-13]

Pattern Provided by:

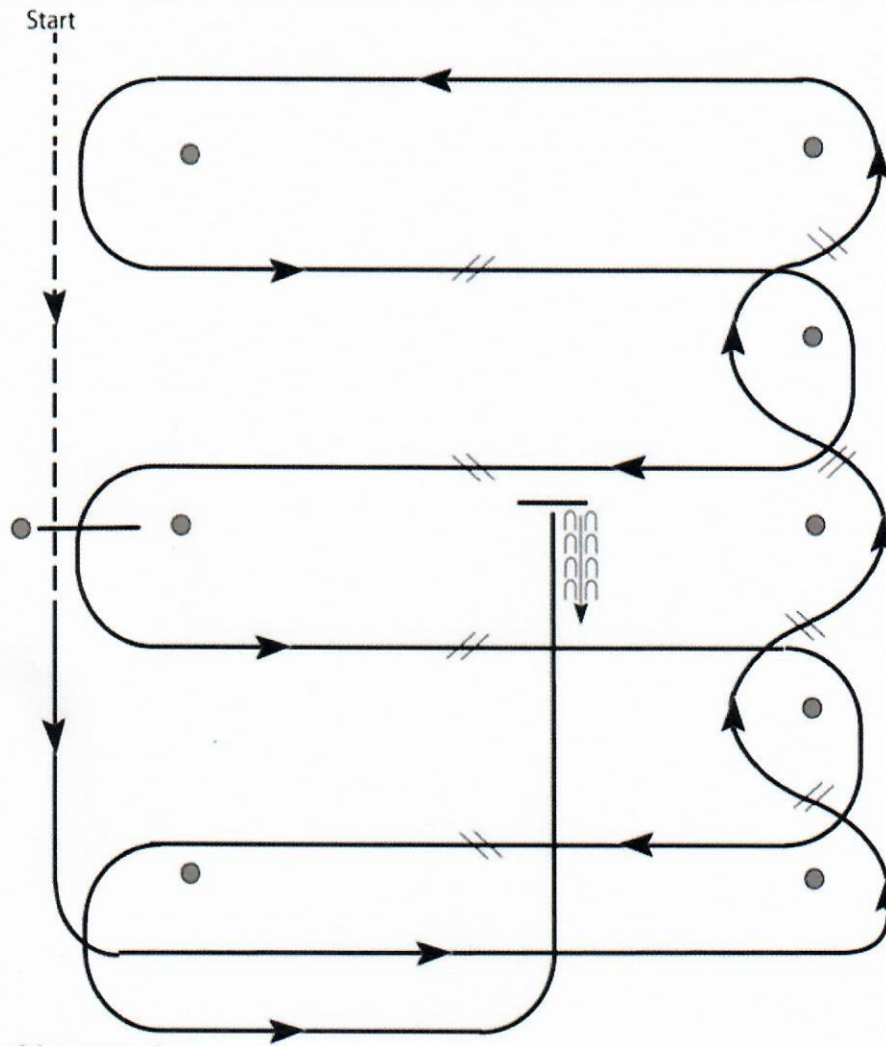
*Caitlin Daniels*

# Manatee county show

## Western riding

Show Date: 01-03-2021

Class 18



1. Walk and jog over log.
2. Transition to lope and lope around end.
3. First line change.
4. Second line change.
5. Third line change.
6. Fourth line change and lope around the end of the arena.
7. First crossing change.
8. Second crossing change.
9. Lope over log.
10. Third crossing change.
11. Fourth crossing change.
12. Lope up the center, stop and back.

[WR/OP-1]

Pattern Provided by:

*Caitlin Daniels*



# Manatee county snow

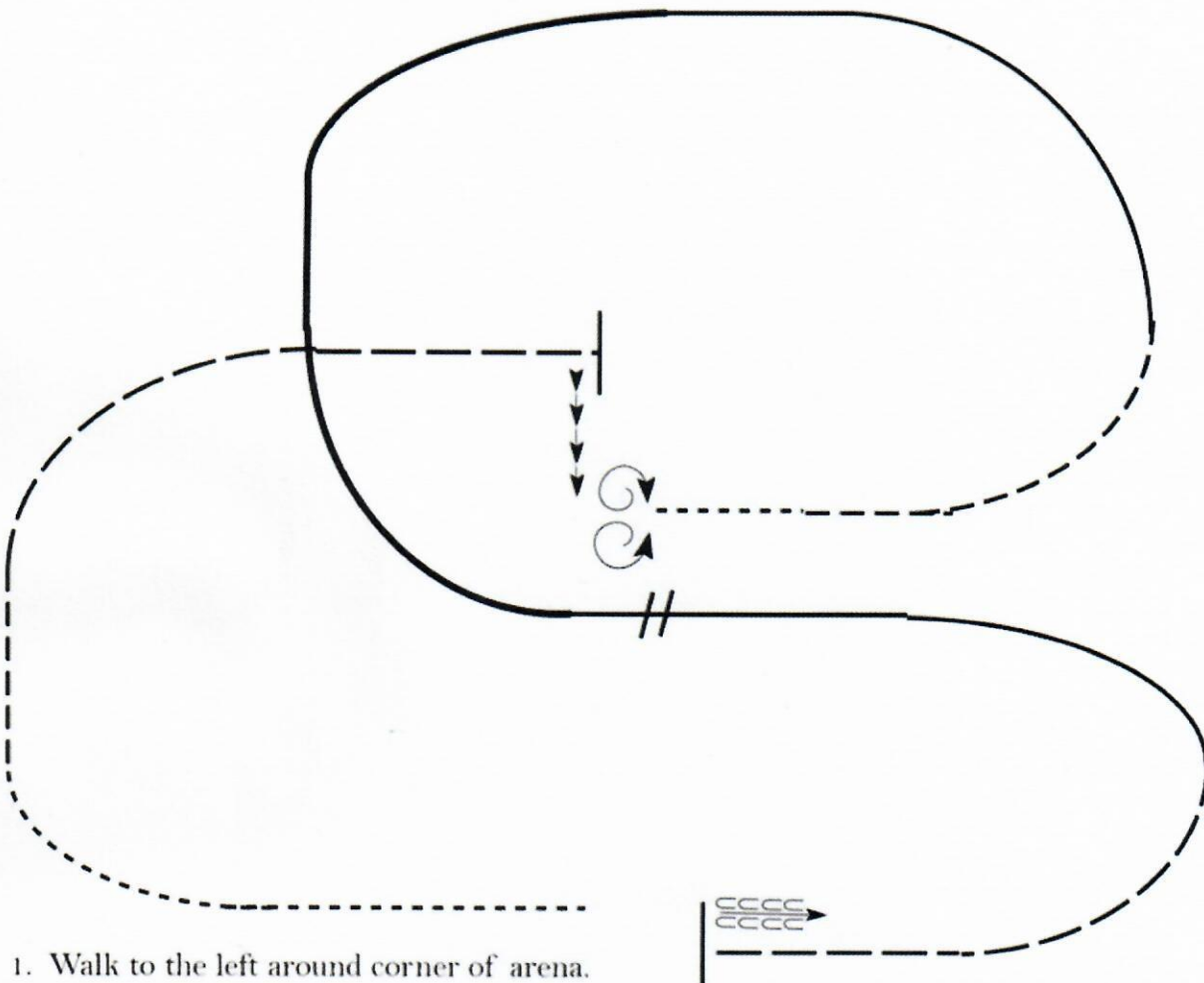
## Ranch riding

Show Date: 01-03-2021

Class 19 & 20

www.HorseShowPatterns.com

www.HorseShowPatterns.com



1. Walk to the left around corner of arena.
2. Trot
3. Extend alongside of the arena and around the corner to center.
4. Stop, side pass right
5. 360 degree turn each direction (either way 1st)
6. Walk.
7. Trot.
8. Lope left lead
9. Extend the lope
10. Change leads (simple or flying)
11. Collect to the lope
12. Extend trot
13. Stop and back

Walk	-----
Jog	-----
Extended Jog	-----
Lope	-----
Lead Change	////
Back	CCCCC
Marker	(B)

[RR/3]

Pattern Provided by:

*Caitlin Daniels*