


**PASCO COUNTY FAIR**  
**POULTRY PROJECT RECORD BOOK**  
**Kindergarten – 2<sup>nd</sup> Grade**  
**2018-2019**



Name: \_\_\_\_\_

Grade: \_\_\_\_\_ School: \_\_\_\_\_

Age (as of September 1, 2018): \_\_\_\_\_ Date of Birth: \_\_\_\_\_

Club: \_\_\_\_\_

4-H Leader/FFA Advisor/Adult Mentor: \_\_\_\_\_

Record Started: \_\_\_\_\_ Record Ended: \_\_\_\_\_

I certify that I have kept these records to the best of my ability.

\_\_\_\_\_  
Signature


\_\_\_\_\_  
Date

This record book has been completed as much as possible by the above named member.

\_\_\_\_\_  
Leader/Advisor/Mentor Signature

\_\_\_\_\_  
Date

**Youth Animal Project Agreement** (to be completed at beginning of project)



The youth is responsible for caring for the animal, which will include feeding, de-worming, providing fresh clean water, providing a pen, washing, and showing. The youth will use this project as an educational tool to learn skills needed in the livestock industry. This project will also help the youth to accept success and failure as a learning experience. The youth will keep accurate records on their project animal.

I accept these responsibilities.

Date(beginning of project): \_\_\_\_\_ Signed- (Youth): \_\_\_\_\_

The parents are responsible for providing financial help, if needed, along with assistance, encouragement and supervision while the youth is raising this animal.

Date(beginning of project): \_\_\_\_\_ Signed- (Parent or Caretaker): \_\_\_\_\_

**Drug Statement** (to be completed at end of project)

I hereby certify that any drug, antibiotic or biological substance, which may have been administered by myself, or any other person, was done in strict compliance with the manufacturer’s label requirements.

Date(end of project): \_\_\_\_\_ Signed- (Youth): \_\_\_\_\_

Date(end of project): \_\_\_\_\_ Signed- (Parent or Caretaker): \_\_\_\_\_

**Acknowledgment of Pasco County Fair General Rules** (to be completed at beginning or end of project)

I hereby agree that I have read and understand Pasco County Fairs Safe Handling Practice rules, IAFE National Code of Show Ethics rules, and Livestock Addendum form.

Date: \_\_\_\_\_ Signed- (Youth): \_\_\_\_\_

Date: \_\_\_\_\_ Signed- (Parent or Caretaker): \_\_\_\_\_

The purpose of a market animal project is to:

- acquire an understanding of the animal industry by preparing for, purchasing, caring for and keeping records on one or more head of animals
- identify the types and breeds of animals and employ efficient methods of production and marketing.
- understand the business aspect and economics of purchasing animals, feed, facilities and equipment for an animal project
- develop integrity, sportsmanship, and cooperation

# List 3 Things You Want To Learn About Poultry:

This can be things you want to learn about chickens, things you want to improve from last year or new things you want to try with your project.

1. \_\_\_\_\_

\_\_\_\_\_

\_\_\_\_\_

2. \_\_\_\_\_

\_\_\_\_\_


\_\_\_\_\_

3. \_\_\_\_\_

\_\_\_\_\_

\_\_\_\_\_





## My Project Chickens...

Complete the table for the birds that you are showing.


Name/Number	Breed	Sex

Where did you get your chicken(s)? \_\_\_\_\_

\_\_\_\_\_

How much did your chicken(s) cost? \_\_\_\_\_

\_\_\_\_\_



## Breeds of Chickens...

List the breed(s) of your chicken(s) or choose two breeds of chickens and do the following:

1. List the breeds.
2. Decide if each breed is used for meat, eggs or both.
3. Draw and color a picture of the breed.

Breed: \_\_\_\_\_ meat      eggs      both

Breed: \_\_\_\_\_ meat      eggs      both

# Taking Care of My Chickens...



Where do you keep your chicken(s)? Describe the place where your chickens live.

---

---

How often do you work with your chickens? Describe what you do.

---

---

Describe anything special that you do to your chickens before a show.

---

---

Do you groom your birds? What do you use to groom them?

---

---

# Feeding My Chickens...

Describe what you use to give your chickens feed and water (type of bowls, water containers, etc).

---

---

What type of feed do you feed your chickens?

---

How much and how often do you feed your chickens?

---

How much does your feed cost? \_\_\_\_\_

Do you feed your chicken special treats? If so, what are the treats?

---

Glue or tape a tag from the chicken feed bag here:

# Egg Collection

(If you only have roosters, mark here \_\_\_\_\_ and go to Parts of a Chicken – below)

Are your chickens laying now? \_\_\_\_\_

How many eggs do you collect each day? \_\_\_\_\_

What color are the eggs? \_\_\_\_\_

What do you do with your eggs?          eat them          give away          sell

Do you feed any supplements to enhance the quality of your eggs? If yes, what do you feed? \_\_\_\_\_

## The Parts of a Chicken...

Write in the parts of the chicken and color it to look like your project chicken.

**Comb**

**Wattles**

**Breast**


**Beak**

**Vent**

**Hock**

**Wing**

**Shanks**









---

---

---

## **Project Pictures**

Show pictures (4 to 8) of you and your project. The pictures should show some of the things mentioned in your story and should show you involved in project work. Write a caption for each picture.

# Project Pictures, continued