

**DEPARTMENT 20 - 22
PHOTOGRAPHY**

Exhibitors are required to read and comply with all the General Rules and Regulations of the Creative Arts Division. The following are additional rules and guidelines particular to the Photography Department.

Entry Form & Photo Due	August 1 Online submission of photos and entry form		https://TheBigE.fairwire.com/	
Entry Fee per Item	\$5.00			
Entry Limit	Department 20 - 21 <u>Two (2) entries per exhibitor.</u> (For example: 1 entry in Dept. 20 and 1 entry in Dept. 21; OR 2 entries in Dept. 20 and 0 entries in Dept. 21.) Department 22 <u>One (1) entry per exhibitor</u>			
Classes	A: Adult Professional	B: Adult Non-Professional	C: Youth 13-18	D: Youth 7-12
Jury Review	August 2 through August 14			
Premiums	Best of Department: \$20	Blue: \$20	Red: \$17	White: \$14
Receiving	Thursday, August 29, 8:00 am to 6:00 pm		New England Center	
Judging	Closed to the public	August 30		
Release	Monday, September 30, 11:00 am to 7:00 pm	Tuesday, October 1, 8:00 am to 1:00 pm	New England Center	
After November 1, all unclaimed items become the property of Eastern States Exposition and will be disposed of as deemed necessary.				
For additional information, contact Creative Arts at Creativearts@TheBigE.com or call 413-205-5015.				

All photos must be submitted online to be juried. Only those works selected will be invited to submit printed and mounted photos for The Big E Creative Arts Competition. An email will be sent to entrants and juried results will be posted online by August 15 for notification of accepted photos. Award of premiums and awards will occur from the physical pieces after they have been delivered to the Creative Arts Dept. on receiving day (see chart above) and meeting all entry requirements.

GENERAL

1. **Exhibitor Compliance.** Exhibitors are urged to study the following rules carefully before making application for entries. Submission of entry serves as an agreement to comply with all rules and regulations.
2. **Eligibility.** Entries shall be limited to the departments listed. Each entry should be neat, clean and **not** entered in a previous Eastern States Exposition showcase. All entries must be the original work of the entrant. All entered items must be exposures made since August 1, 2018. In keeping with Eastern States' family orientation, items of an offensive, controversial or objectionable nature or subject matter will not be accepted.
3. **Entry limit: one image per work is permitted.**
 - a. You may enter a total of **two (2)** photographs in Department 20 and 21.
 - b. You may enter only **one (1)** photograph in Department 22

ENTRY PROCESS

4. All photos must be submitted digitally with the online entry at <https://TheBigE.fairwire.com/>.

5. The max file size for any photo is 8 MB. The image must be a JPEG (.jpg), GIF (.gif), PNG (.png), or BMP (.bmp) file type.
6. If notified entry is accepted, follow rules for printing and mounting photo.
7. Submit the mounted photo on August 29 for final review and selection of premium awards.

ACCEPTED ENTRIES:

8. Entry Mounting and Size Limitation

- a. Photo Size: **Minimum photograph size is 8" x 10". Maximum photograph size is 9" x 12".**
 - b. All photos must be mounted on 11" x 14" foam core that is at least 1/8" thick. Any color foam core may be used. **No matting is allowed.**
 - c. Please be advised that Velcro will be affixed to the back of each photo for display purposes.
 - d. Any exhibit not complying with these specifications will not be accepted.
 - e. If an actual object does not "match" the digital image which has been accepted, (i.e., if the digital image has been manipulated for appearance) then the actual object will not be accepted for exhibition.
 - f. **No hangers or frames of any kind**
9. **No cardboard** or items taped to the front will be allowed. If using tape to secure your photograph, make certain it is double sided photography tape. Regular tape will not keep your photograph adhered to the foam core.

ENTRY IDENTIFICATION

- a. All exhibitors must affix an official entry tag to the back of the exhibit that was emailed to the exhibitor in the acceptance email.
 - b. Put tags in **middle** of photo as we affix sticky back hook and loop fasteners to the 4 corners of your photos for display purposes.
 - c. Your name should not be visible anywhere on the front of the entry.
10. **Release Date.** Exhibitors who remove one or more entries without a release will forfeit all premiums won. **Premiums will be forfeited if exhibitor chooses to remove the entry early regardless of who owns the entry.** Disqualified entries may be released earlier by the Creative Arts Department staff.
11. **Judging Criteria.** Judges will be looking for mastery of the medium, sharpness, exposure, print contrast, general artistic and aesthetic value in all departments and classes.
12. **Decisions by Judges.** Departments/classes may be combined or split at the discretion of Fair Management based on number of entries and quality of articles. Judges' decisions are final. Decisions may not be disputed with the office staff or volunteers. The staff and volunteers do not serve as judges nor dispute the judges' decisions. Judges may give more than one award at the same level in any Division, in each class. Judges also reserve the right to give awards at the deserving level. If work does not meet standards or quality, one or more awards may be omitted. Judges reserve the right to move entries to another category if they feel the entry is incorrectly listed. The judges may also add a Division within a category to enable them to properly evaluate the work.
13. **Placement.** All entries may not receive a placement. Placings are based on the Danish system, a method of evaluating a participant's product, skill, or exhibit relative to the standards developed for that class or contest. The judges do **not** judge one person's work by comparing it to another's.
- **BLUE (excellent):** The exhibit met high standards, an excellent rating. A blue is given to those who most nearly meet the highest standards established for the particular class or level of performance. Blue does not indicate perfection or superiority, but indicates a high degree of achievement toward the elements in the standards.

- RED (very good): Meets minimum standards, very good work. These entries rank very good in relation to the standards or expected achievement. Either the general level of the accomplishment is less than excellent or enough shortcomings are found to cause the placing to drop from excellent to very good.
 - WHITE (good): Meets standards well enough to be shown, but is only good quality. The white grouping contains entries found lacking and rate only a good, acceptable, or satisfactory rating for the standards established.
 - HONORABLE MENTION (Yellow) (fair): Meets standards well enough to be shown, but is only fair quality. The yellow grouping contains entries found lacking and rates only a fair, acceptable, or satisfactory rating for the standards established.
 - NO RIBBON: In Danish, no ribbon may be given if exhibits or individuals who, for one reason or another, fail to produce that level of achievement which can be reasonably expected in relation to the specific class or performance in which they are entered.
14. The artist retains the rights to their images, but grants permission of Eastern States Exposition to use the images as a permanent record of the exhibition and may be edited, adapted, published and used for publicity, promotion and/or advertising at their discretion without compensation to the contestant. Photos will be properly credited.

FREQUENTLY ASKED QUESTIONS

ENTRY LIMITS

Entry limit of 2 photographs for a total of 2 entries combined in Department 20 and 21.

Example – 1 entry in Department 20 and 1 in Department 21

2 entries in Department 20 and 0 in Department 21

0 entries in Department 20 and 2 in Department 21

Entry limit of 1 photograph in Department 22.

Entry limit of 1 photograph of art entry for Department 23.

HOW TO UPLOAD A PHOTOGRAPH FOR ENTRY:

After payment of fees within ShoWorks, a box will appear with a notification.

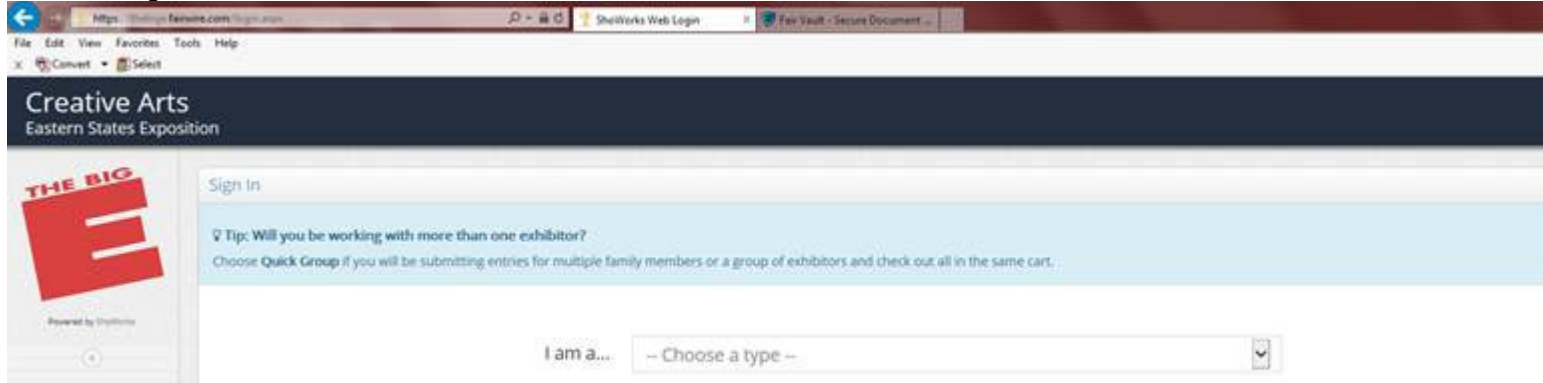
- a. Click "Upload Files" button
- b. Confirm that the Division and Class across the top of the window are correct for the entry image files being submitted.
- c. Click "Choose File" and choose a saved file from your computer. Click "Open"
- d. Confirm that the thumbnail to the right of the title is the correct photo and click "Upload".
- e. When progress bar reads "100%" and "Upload Complete", click the "next" button.
- f. If you have another entry (**please check entry limits**), continue to upload required photos by repeating steps.
- g. When all images are uploaded, click "Done".
- h. If after you have finished and quit, you discover you have uploaded the wrong image files(s) or you change your mind prior to the August 1 deadline, you can log back into "My Account" and select "View/Print transactions made by the Exhibitor" and select the "Upload Files" button. The second upload to entry will replace the initial image with the newly uploaded file.

HOW TO CHANGE A PHOTOGRAPH PREVIOUSLY UPLOADED OR UPLOAD A PHOTOGRAPH THAT WAS NOT UPLOADED AT THE TIME OF ENTRY

For Exhibitors that have already paid, but did not upload their photograph OR need to change their photograph previously uploaded:

Go to: <https://thebig.e.fairwire.com/>

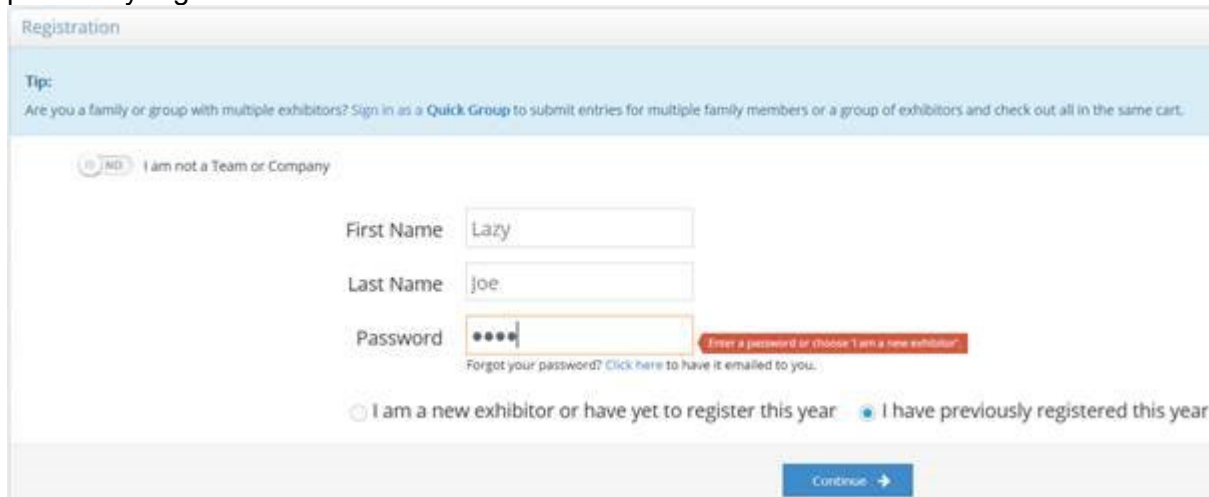
Click on Sign in:



The screenshot shows a web browser window with the URL <https://thebig.e.fairwire.com/sign-in>. The page title is "Creative Arts Eastern States Exposition". On the left is a logo for "THE BIG E" with the text "Powered by Tradition". The main content area is titled "Sign In" and includes a tip: "Tip: Will you be working with more than one exhibitor? Choose Quick Group if you will be submitting entries for multiple family members or a group of exhibitors and check out all in the same cart." Below the tip is a dropdown menu labeled "I am a..." with the text "-- Choose a type --" and a downward arrow.

I am a – Choose Exhibitor

Your name should auto populate- if not enter your first and then last name. Enter your password, click I have previously registered and continue.



The screenshot shows the "Registration" form. It includes a tip: "Tip: Are you a family or group with multiple exhibitors? Sign in as a Quick Group to submit entries for multiple family members or a group of exhibitors and check out all in the same cart." Below the tip is a radio button labeled "I am not a Team or Company". The form has three input fields: "First Name" with the value "Lazy", "Last Name" with the value "joe", and "Password" with masked characters. A red error message next to the password field says "Enter a password or choose 'I am a new exhibitor'". Below the password field is a link: "Forgot your password? Click here to have it emailed to you." At the bottom of the form are two radio buttons: "I am a new exhibitor or have yet to register this year" and "I have previously registered this year". A blue "Continue" button with a right arrow is at the bottom right.

After you review the Confirm Registration Information, click on Information is correct and continue at next screen

Registration

Confirm Registration Information:
The following information is currently associated with your name. You may make changes by clicking the **Edit Information** button at the bottom. Any changes you

First Name Lazy
Last Name Joe
Address nowhere
Address 2
City Somewhere
State/Prov MA
Postal Code 01089
Phone (413) 205-5015
e-mail tbrown@thebige.com

Exhibitor Date of Birth
Unknown User Defined Label
Unknown User Defined Label
Unknown User Defined Label

[Edit Information](#) [Information is Correct, Continue](#)

On the next screen, click on View/Print Transactions made by this exhibitor

Account Information

Welcome Lazy Joe!

Please choose to review your Exhibitor account activities or create entries. Should you need to correct errors or skip sections while adding entries, you may use the go button to jump to other locations. You can always cancel the process by logging out or closing your browser.

[View/Print Transactions made by this Exhibitor](#) [Create Entries](#)

Next screen, click on upload files

Transactions

The following transactions were made by the Exhibitor 'Lazy Joe'.

Upload Media	Receipt	Confirmation ID
Upload Files	Receipt	thebige-8206141750550
Upload Files	Receipt	thebige-8165183719794

Next screen, browse to find your photo file, and then upload. Make sure to wait for it to completely load before you press Done.

IF I EXCEED THE ENTRY LIMIT

The entry system will allow you to enter and upload more entries than are allowed to be judged. If you have entered more than a total of 2 entries in Departments 20 and 21 combined, we advise you to take out the photographs you do not want judged. If you do not remove any entries over the entry limit by August 1, we will delete the photographs from our system and submit only 2 photographs for judging for a total of 2 entries for Department 20 and 21.

We will refund your overpayment when checks are issued on September 30.

DEPARTMENT 22
BIG E MASSACHUSETTS AGRICULTURAL FAIRS ASSOCIATION PHOTOGRAPHY CONTEST


Exhibitors are required to read and comply with all the General Rules and Regulations of the Creative Arts Division and Photography Department Rules and Guidelines and additional MAFA Contest & Regulation described below.

The Massachusetts Agricultural Fair Association (MAFA) is hosting a statewide photography contest this year. The first place winner from each member fair will be judged at the Annual MAFA convention this November. The winning photo will be featured in one or more MAFA and MDAR publications. The winning photographer will receive special recognition and passes to many Massachusetts fairs.

Entry Form & Photo Due	August 1 Online submission of photos and entry form	https://TheBigE.fairwire.com/		
Entry Fee per Item	\$5.00			
Entry Limit	Department 20 - 21 <u>Two (2) entries per exhibitor.</u> (For example: 1 entry in Dept. 20 and 1 entry in Dept. 21; OR 2 entries in Dept. 20 and 0 entries in Dept. 21.) Department 22 <u>One (1) entry per exhibitor</u>			
Classes	B: Adult Non-Professional	C: Youth 13-18	D: Youth 7-12	
Jury Review	August 2 through August 14			
Premiums	Best of Department: \$20	Blue: \$20	Red: \$17	White: \$14
Receiving	Thursday, August 29, 8:00 am to 6:00 pm		New England Center	
Judging	Closed to the public	August 30		
Release	Monday, September 30, 11:00 am to 7:00 pm	Tuesday, October 1, 8:00 am to 1:00 pm	New England Center	
After November 1, all unclaimed items become the property of Eastern States Exposition and will be disposed of as deemed necessary.				
For additional information, contact Creative Arts at Creativearts@TheBigE.com or call 413-205-5015.				

MAFA Contest Rules & Regulations:

1. The photo must be exhibited in a MAFA member's 2019 fair by a non-professional adult and/or junior exhibitor.
2. **The subject of the photo must be agricultural in nature and/or depicting the agricultural aspects of a Massachusetts fair.**
3. The photo must be exhibited and judged to be the best overall agricultural photo at the originating member fair.
4. An 8x10 unmatted and unframed photo will be judged at the MAFA convention in November. To be displayed during the Big E, photos must be mounted as described in the rules of the Photography departments.
5. The winning photograph will reproduce with the best quality if it is taken with a minimum of 300 dpi, but this is not a requirement for



submission.

6. MAFA and MDAR have the right to use the winning photograph in publications promoting agriculture in the state of Massachusetts.

Division 2201 Black and White

Division 2202 Color

REMINDER- ENTRY LIMIT OF 1 PHOTOGRAPH FOR DEPARTMENT 22.