












# Tulsa State Fair

## Trough Talk Demonstration Guidelines








### Goal

Let's make agriculture relevant to the non-agriculture public! We want to provide livestock education to the public while showcasing our 4-H and FFA members who want to share their livestock show experiences. Exhibitors will bring their animal and talk about showing livestock.






### Guidelines

-  Prepare a presentation using the suggested presentation outline.
-  Demonstration should be 15-20 minutes long. Allow 10 additional minutes for questions.
-  We encourage you to make this a family project. Siblings can present together.
  - You must have a parent, Ag Teacher or Extension Agent present during your presentation.
  - The youth should be the main presenter, but adults are encourage to assist if needed.
-  You must turn in your presentation outline to the Fair by September 1.
-  You must arrive to the Livestock Office 20 minutes before the start of your presentation.
-  The Fair will provide you with a t-shirt. Please wear jeans or slacks for the presentation.
-  An animal must be present during the presentation.
  - Animals must be very gentle and used to people.
  - The Fair will provide a pen or table for small animals such as rabbits and poultry.
-  Bring the items you use to show with; showstick, brush, etc.
-  The Fair will provide a microphone if needed.




### Suggested Presentation Outline to Follow

-  Introduction
  - Introduce yourself: Name, age, 4-H club or chapter.
  - Introduce anyone who is helping you.
  - Introduce your animal.
-  Why did you begin showing?
  - Include personal stories.
-  What are the benefits from showing livestock?
  - Have you developed traits such as responsibility, leadership, etc.?
-  What preparations must take place at home before the show?
  - Daily routines; washing, feeding, exercising
  - How you break or train your animal
-  What do you do at the fair to prepare for the show?
  - Demonstrate as much as possible with your animal.
-  Conclusion:
  - Briefly summarize the major points you hit on during your presentation.
  - Tell the audience when and where you will show at during the fair.
  - Ask for questions.
-  Remember to avoid livestock terminology. The general, public does not understand livestock terms. Keep everything very general. If you do use livestock terms, remember to define what you mean.



## Presentation Preparation

-  Construct your presentation.
-  Look over your presentation often to know your material.
-  Gather all the items you will need for the day.
-  Request the help of others (parents, 4-H/FFA leaders, etc.).
-  Send the finalized presentation outline to [bherndon@tulsastatefair.com](mailto:bherndon@tulsastatefair.com) by September 1.

## Day of Presentation

-  Arrive at the Livestock Office 20 minutes before your presentation.
-  You must wear jeans or slacks. The Fair will provide a t-shirt for you to wear.
-  Come prepared!
  - Your animal must be tame, very gentle and available during the entire presentation.
  - Bring the items you show with and other livestock supplies you need for the demonstration.
  - Necessary material to keep your animal comfortable; feed, water, etc.
  - If you need the Fair to provide you with anything other than a pen you must notify the Fair by September 1.

## Prize Pack

-  The Fair appreciates your willingness to participate in the Trough Talk Demonstrations. Exhibitors selected for the demonstrations will be given a thank you package including: T-Shirt, Gate Admission Pass and a Fair Promotional Item.
-  All of the exhibitors selected to present will be entered in a drawing to win 4 PRCA Rodeo tickets.



AGRICULTURE

# Tulsa State Fair

## Trough Talk Demonstration Guidelines

### Applicant Information

Name: \_\_\_\_\_ Phone: (\_\_\_\_) \_\_\_\_\_

Mailing Address: \_\_\_\_\_

City: \_\_\_\_\_ State: \_\_\_\_\_ Zip: \_\_\_\_\_

Email: \_\_\_\_\_ Age: \_\_\_\_\_

4-H/FFA Club: \_\_\_\_\_ Year in School: \_\_\_\_\_

List your past livestock show experience:

---

---

---

---

Briefly describe an overview of your presentation:

---

---

---

---

---

Please place and X by the times you would be available for the demonstration. If you want to present at a time other than when your animals will be on grounds, please inform the livestock office so arrangements can be made for your animals to be on grounds at that time.

|                        |      |  |     |  |     |  |
|------------------------|------|--|-----|--|-----|--|
| Friday, September 28   | x    |  | 1pm |  | 3pm |  |
| Saturday, September 29 | 11am |  | 1pm |  | 3pm |  |
| Sunday, September 30   | 11am |  | 1pm |  | 3pm |  |
| Monday, October 1      | x    |  | x   |  | 3pm |  |
| Tuesday, October 2     | 11am |  | 1pm |  | 3pm |  |