












Tulsa State Fair

Trough Talk Demonstration Guidelines








Goal

Let's make agriculture relevant to the non-agriculture public! We want to provide livestock education to the public while showcasing our 4-H and FFA members who want to share their livestock show experiences. Exhibitors will bring their animal and talk about showing livestock.






Guidelines

-  Prepare a presentation using the suggested presentation outline.
-  Demonstration should be 15-20 minutes long. Allow 10 additional minutes for questions.
-  We encourage you to make this a family project. Siblings can present together.
 - You must have a parent, Ag Teacher or Extension Agent present during your presentation.
 - The youth should be the main presenter, but adults are encourage to assist if needed.
-  You must turn in your presentation outline to the Fair by September 6.
-  You must arrive to the Livestock Office 20 minutes before the start of your presentation.
-  The Fair will provide you with a t-shirt. Please wear jeans or slacks for the presentation.
-  An animal must be present during the presentation.
 - Animals must be very gentle and used to people.
 - The Fair will provide a pen or table for small animals such as rabbits and poultry.
-  Bring the items you use to show with; showstick, brush, etc.
-  The Fair will provide a microphone if needed.




Suggested Presentation Outline to Follow

-  Introduction
 - Introduce yourself: Name, age, 4-H club or chapter.
 - Introduce anyone who is helping you.
 - Introduce your animal.
-  Why did you begin showing?
 - Include personal stories.
-  What are the benefits from showing livestock?
 - Have you developed traits such as responsibility, leadership, etc.?
-  What preparations must take place at home before the show?
 - Daily routines; washing, feeding, exercising
 - How you break or train your animal
-  What do you do at the fair to prepare for the show?
 - Demonstrate as much as possible with your animal.
-  Conclusion:
 - Briefly summarize the major points you hit on during your presentation.
 - Tell the audience when and where you will show at during the fair.
 - Ask for questions.
-  Remember to avoid livestock terminology. The general, public does not understand livestock terms. Keep everything very general. If you do use livestock terms, remember to define what you mean.



Presentation Preparation

-  Construct your presentation.
-  Look over your presentation often to know your material.
-  Gather all the items you will need for the day.
-  Request the help of others (parents, 4-H/FFA leaders, etc.).
-  Send the finalized presentation outline to bherndon@tulsastatefair.com by September 1.

Day of Presentation

-  Arrive at the Livestock Office 20 minutes before your presentation.
-  You must wear jeans or slacks. The Fair will provide a t-shirt for you to wear.
-  Come prepared!
 - Your animal must be tame, very gentle and available during the entire presentation.
 - Bring the items you show with and other livestock supplies you need for the demonstration.
 - Necessary material to keep your animal comfortable; feed, water, etc.
 - If you need the Fair to provide you with anything other than a pen you must notify the Fair by September 6.

Prize Pack

-  The Fair appreciates your willingness to participate in the Trough Talk Demonstrations. Exhibitors selected for the demonstrations will be given a T-Shirt and Gate Admission Pass.
-  All of the exhibitors selected to present will be entered in a drawing to win 4 PRCA Rodeo tickets.



Tulsa State Fair

Trough Talk Demonstration Guidelines

Applicant Information

Name: _____ Phone: (_____) _____

Mailing Address: _____

City: _____ State: _____ Zip: _____

Email: _____ Age: _____

4-H/FFA Club: _____ Year in School: _____

List your past livestock show experience:

Briefly describe an overview of your presentation:

Please place and X by the times you would be available for the demonstration. If you want to present at a time other than when your animals will be on grounds, please inform the livestock office so arrangements can be made for your animals to be on grounds at that time.

Friday, September 27	x		1pm		3pm	
Saturday, September 28	11am		1pm		3pm	
Sunday, September 29	11am		1pm		3pm	
Monday, September 30	x		x		3pm	
Tuesday, October 1	10am		1pm		3pm	
Wednesday, October 2	10am		1pm		3pm	
Thursday, October 3	10am		1pm		3pm	
Friday, October 4	11am		1pm		3pm	
Saturday, October 5	11am		1pm		3pm	
Sunday, October 6	11am		1pm		3pm	