

AGRICULTURE - A Cornerstone of Washington's Economy

Market Value of Crops and Livestock and Number of Farms by County from 2012 Census of Agriculture, USDA

TOP 10 COMMODITIES: (MILLIONS OF DOLLARS)

APPLES - \$2,189

MILK - \$1,299

WHEAT - \$1,014

POTATOES - \$792

CATTLE/
CALVES - \$706

HAY - \$675

CHERRIES - \$385

GRAPES - \$279

PEARS - \$225

HOPS - \$202

KEY ECONOMIC FACTS ON WASHINGTON AGRICULTURE

- 37,249 farms
- 300 commodities grown
- \$51 billion overall value of food and agriculture industry
- \$10.16 billion market value of crops and livestock
- 12% of Washington's economy
- 160,000 employed in agriculture and food industry
- Ranks No. 1 in U.S. production in 11 commodities:



- \$15.1 billion in food and agriculture products exported through Washington ports in 2013, third largest total in U.S.



LEGEND

Top 10 counties in market value are **GREEN**
Leading commodities listed for each county

Source: U.S. Dept of Agriculture 2012 Census of Agriculture
USDA National Agricultural Statistics Service, Olympia
www.nass.usda.gov/wa (360) 709-2400



Washington
State Department of
Agriculture

Serving Washington agriculture and the public since 1913


AGRICULTURE - A Cornerstone of Washington's Economy

Food Processing Industry Gross Sales and Employment by County



LEGEND
 Top 10 counties in food processing sales are **GOLD** - Food processing includes foods and beverages
 Source: Department of Revenue and Employment Security Department, 2013 data
 *Gross sales or jobs data not available

KEY ECONOMIC FACTS ON THE FOOD PROCESSING INDUSTRY IN WASHINGTON




\$17.05 billion industry

Employs 40,000 people

The Washington State Department of Agriculture licenses nearly 3,000:

- Food and milk processors
- Milk producers
- Food storage warehouses
- Custom meat facilities
- Egg dealers

Many food crops grown by Washington farmers are sold to independent food processors or are used by grower cooperatives for processing.

Washington is:

-  The U.S. leader in potatoes grown for processed foods such as french fries.
-  The leading U.S. producer of apple juice and a leader of grape and berry juices.
-  The second-largest premium wine producer in the U.S. with 850 licensed wineries.

Other major commodities processed include:

- Vegetables and Fruit
- Dairy foods
- Beef
- Seafood products